

WPD 202 4X35/4X25 GY**Weidmüller Interface GmbH & Co. KG**

Klingenbergstraße 26

D-32758 Detmold

Germany

www.weidmueller.com

Product image**Building installation wiring**

For building installations, we offer a complete system that revolves around the 10×3 copper rail and comprises perfectly coordinated components: from installation terminal blocks, neutral conductor terminal blocks and distribution terminal blocks to comprehensive accessories such as busbars and busbar holders.

General ordering data

Version	W-Series, Distribution block, Rated cross-section: Screw connection, Terminal rail / mounting plate
Order No.	1561730000
Type	WPD 202 4X35/4X25 GY
GTIN (EAN)	4050118366778
Qty.	2 pc(s).

Creation date March 27, 2022 12:00:35 PM CEST

Catalogue status 11.03.2022 / We reserve the right to make technical changes.

WPD 202 4X35/4X25 GY

Weidmüller Interface GmbH & Co. KG

Klingenbergstraße 26

D-32758 Detmold

Germany

www.weidmueller.com

Technical data

Dimensions and weights

Depth	49.3 mm	Depth (inches)	1.941 inch
Height	55.4 mm	Height (inches)	2.181 inch
Width	44.4 mm	Width (inches)	1.748 inch
Net weight	184 g		

Temperatures

Storage temperature	-25 °C...55 °C	Continuous operating temp., min.	-50 °C
Continuous operating temp., max.	130		

Environmental Product Compliance

REACH SVHC	Lead 7439-92-1
------------	----------------

Material data

Material	Wemid	Colour	Light Grey
UL 94 flammability rating	V-0		

System specifications

Version	Screw connection	End cover plate required	No
Number of potentials	1	Number of levels	1
Number of clamping points per level	2	Number of potentials per tier	1
Levels cross-connected internally	Yes	PE connection	No
N-function	No	PE function	No
PEN function	No		

Additional technical data

Installation advice	Terminal rail / mounting plate	Open sides	closed
Snap-on	Yes	Type of mounting	Snap-on
With snap-in pegs	Yes		

Conductors for clamping (rated connection)

Connection direction	on side	Type of connection	Screw connection
----------------------	---------	--------------------	------------------

General

Installation advice	Terminal rail / mounting plate	Number of poles	2
Standards	IEC 60947-7-1, IEC 61238-1, VDE 0603-2		

Rating data

Rated voltage	1,000	Rated AC voltage	1,000 V AC
Rated DC voltage	1,000 V DC	Rated current	202 A
Standards	IEC 60947-7-1, IEC 61238-1, VDE 0603-2		

WPD 202 4X35/4X25 GY

Weidmüller Interface GmbH & Co. KG
 Klingenbergstraße 26
 D-32758 Detmold
 Germany

www.weidmueller.com

Technical data

Classifications

ETIM 6.0	EC000897	ETIM 7.0	EC000897
ETIM 8.0	EC000897	ECLASS 9.0	27-14-11-20
ECLASS 9.1	27-14-11-20	ECLASS 10.0	27-14-11-20
ECLASS 11.0	27-14-11-20		

Approvals

Approvals



ROHS Conform

Downloads

Approval/Certificate/Document of Conformity	CB Certificate EAC certificate VDE Certificate VDE Certificate DNV Certificate CE Declaration of Conformity CE Declaration of Conformity all terminals
Engineering Data	CAD data – STEP
Engineering Data	EPLAN, WSCAD
User Documentation	StorageConditionsTerminalBlocks DATA SHEET WPD 202
Catalogues	Catalogues in PDF-format
Brochures	


Data sheet

WPD 202 4X35/4X25 GY

Weidmüller Interface GmbH & Co. KG
Klingenbergstraße 26
D-32758 Detmold
Germany

www.weidmueller.com

Drawings



Power distribution

Screw connection

W-Series

WPD 202 4x35/4x25 GY



Width / Height / Depth	mm
max. current / max. conductor	A/mm ²
max. clamping range	mm ²

Technical data

Rated data		
Rated voltage		V
Rated current		A
for wire cross-section	35 mm ²	mm ²
Rated impulse withstand voltage / Pollution severity		
Overvoltage category / UL 94 flammability rating		
Approvals		
Clamped conductors (H05V/H07V)		
Solid / Stranded	35 mm ²	mm ²
	25 mm ²	mm ²
Flexible with ferrule	35 mm ²	mm ²
	25 mm ²	mm ²
Stripping length / Blade size	35 mm ²	mm/-
	25 mm ²	mm/-
Tightening torque		Nm
Note		

Ordering data

Version	
	light grey
	blue
	green
	brown
	black
Note	

Accessories

End bracket	
	dark beige
	dark beige
Screwdriver	

WPD 202

35 mm²


43.2 / 49.3 / 55.7	
125 / 35	
2.5...35	

IEC 60947-7-1, DIN EN 0603-3-1

IEC	UL	CSA	EN 60079-7
1000	600	600	
125	115	125	
35	AWG 14...2	AWG 14...2	
8 kV / 3			
III / V-0			

Rated connection

4...35 / 4...35
4...35 / 4...35
2.5...25
2.5...25
22 / M6 (+/- PZ2)
18 / M6 (+/- PZ2)
see appendix at the end of the chapter



Type	Qty.	Order No.
WPD 202 4x35/4x25 GY	2	1561730000
WPD 202 4x35/4x25 BL	2	1561700000
WPD 202 4x35/4x25 GN	2	1561620000
WPD 202 4x35/4x25 BN	2	1561720000
WPD 202 4x35/4x25 BK	2	1561690000

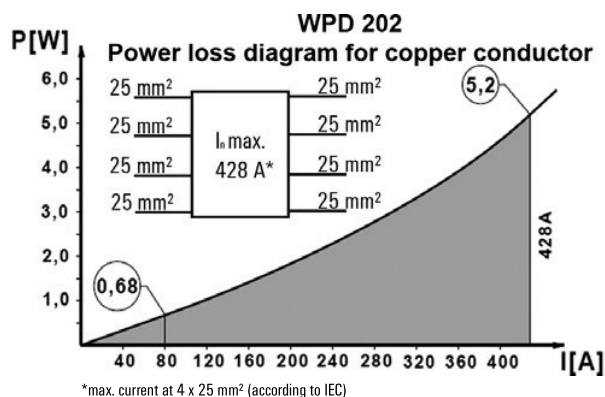
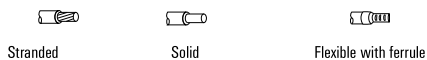
Type	Qty.	Order No.
WEW 35/2	100	1061200000
AEB 35 SC/1	50	1991920000
SDK PZ2 X 100	1	2749450000


B


Conductor connection data according to VDE 0603-2 (Cu), IEC 61238-1 Class A (Al)

Input (x4) / Output (x4)	Copper		Aluminium
4x35 mm ² (round conductor)			
35 mm ²	3,5 Nm	3,5 Nm	8 Nm
25 mm ²			6 Nm
16 mm ²			4 Nm
10 mm ²			
6 mm ²			
4 mm ²			
2.5 mm ²			
1.5 mm ²			
Stripping lengths	22 mm		
screw	M8 (+/- PZ2)		

Input (x4) / Output (x4)	Copper		Aluminium
4x25 mm ² (round conductor)			
35 mm ²	3,5 Nm	3,5 Nm	8 Nm
25 mm ²			6 Nm
16 mm ²			4 Nm
10 mm ²			
6 mm ²			
4 mm ²			
2.5 mm ²			
1.5 mm ²			
Stripping lengths	18 mm		
screw	M6 (+/- PZ2)		



B

