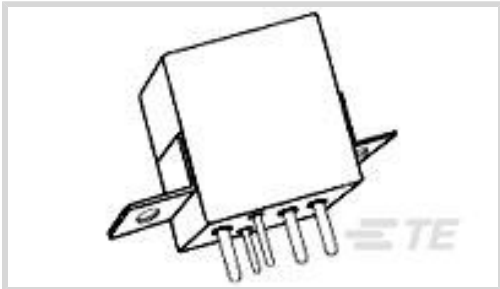




Relays, Contactors & Switches > Relays > Mil-Aero Relays > Mid-Range Relays



Mid-Range Relay Contact Arrangement: **1 Form C, SPDT, 1 C/O**  
Coil Suppression Diode: **Without**  
Auxiliary Contacts: **Without**  
Terminal Plating: **Gold**  
Mid-Range Relay Contact Current Rating: **25 A**

Features

Product Type Features

Enclosure Type	Hermetically Sealed
Terminal Configuration	Socket Pins
Product Type	Relay
Relay Type	Military/Aerospace Mid-Range

Electrical Characteristics

Vibration	30G's, 10 – 3000Hz
Shock	200G's, 6ms
Coil Suppression Diode	Without
Mid-Range Relay Coil Voltage Rating	28 VDC
Mid-Range Relay Coil Resistance	320 Ω
Back EMF Suppression	Without
Coil Magnetic System	Polarized, Monostable
Actuating System	DC

Signal Characteristics

Frequency	400 Hz
-----------	--------

Contact Features

Mid-Range Relay Contact Arrangement	1 Form C, SPDT, 1 C/O
Auxiliary Contacts	Without



Terminal Plating	Gold
Mid-Range Relay Contact Current Rating	25 A
Contact Base Material	Silver Cadmium Oxide

Mechanical Attachment

Mid-Range Relay Mounting Type	Raised Vertical Flange Mount
-------------------------------	------------------------------

Usage Conditions

Operating Temperature Range	-70 – 125 °C
-----------------------------	--------------

Product Compliance


For compliance documentation, visit the product page on TE.com>

EU RoHS Directive 2011/65/EU	Not Compliant
EU ELV Directive 2000/53/EC	Not Compliant
China RoHS 2 Directive MIIT Order No 32, 2016	Restricted Materials Above Threshold
EU REACH Regulation (EC) No. 1907/2006	Current ECHA Candidate List: JAN 2022 (223) Candidate List Declared Against: JAN 2022 (223) Does not contain REACH SVHC
Halogen Content	Low Halogen - Br, Cl, F, I < 900 ppm per homogenous material. Also BFR/CFR/PVC Free
Solder Process Capability	Not applicable for solder process capability

Product Compliance Disclaimer

This information is provided based on reasonable inquiry of our suppliers and represents our current actual knowledge based on the information they provided. This information is subject to change. The part numbers that TE has identified as EU RoHS compliant have a maximum concentration of 0.1% by weight in homogenous materials for lead, hexavalent chromium, mercury, PBB, PBDE, DBP, BBP, DEHP, DIBP, and 0.01% for cadmium, or qualify for an exemption to these limits as defined in the Annexes of Directive 2011/65/EU (RoHS2). Finished electrical and electronic equipment products will be CE marked as required by Directive 2011/65/EU. Components may not be CE marked. Additionally, the part numbers that TE has identified as EU ELV compliant have a maximum concentration of 0.1% by weight in homogenous materials for lead, hexavalent chromium, and mercury, and 0.01% for cadmium, or qualify for an exemption to these limits as defined in the Annexes of Directive 2000/53/EC (ELV). Regarding the REACH Regulation, the information TE provides on SVHC in articles for this part number is based on the latest European Chemicals Agency (ECHA) 'Guidance on requirements for substances in articles' posted at this URL: <https://echa.europa.eu/guidance-documents/guidance-on-reach>

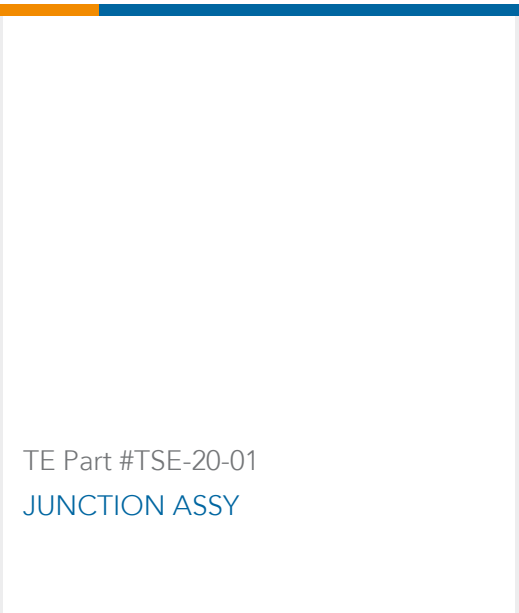
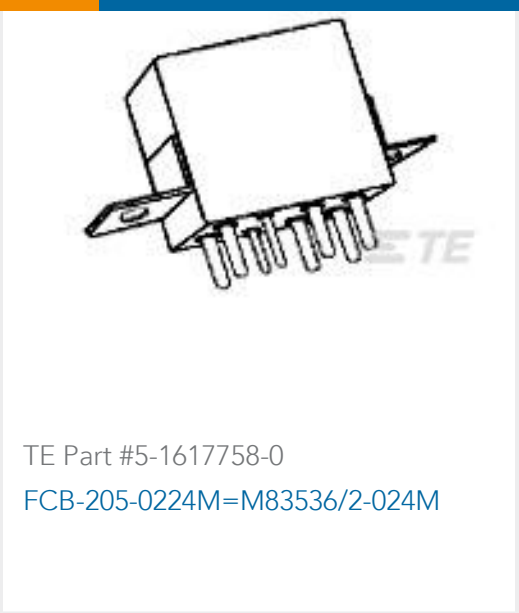
Compatible Parts



Also in the Series | CII FCA-125 Series



Customers Also Bought





Documents

CAD Files

3D PDF

3D

Customer View Model

ENG\_CVM\_CVM\_1-1617748-8\_B.2d\_dxf.zip

English

Customer View Model

ENG\_CVM\_CVM\_1-1617748-8\_B.3d\_igs.zip

English

Customer View Model

ENG\_CVM\_CVM\_1-1617748-8\_B.3d\_stp.zip

English

By downloading the CAD file I accept and agree to the [Terms and Conditions](#) of use.

Datasheets & Catalog Pages

5-1773450-5\_sec5\_FCA-125

English

RELAY

English