

Power supply unit - STEP3-PS/1AC/24DC/3.75/PT/LED



1285036

<https://www.phoenixcontact.com/in/products/1285036>

Please be informed that the data shown in this PDF document is generated from our Online Catalog. Please find the complete data in the user documentation. Our General Terms of Use for Downloads are valid.



Primary-switched LED power supply, STEP POWER, Push-in connection, DIN rail mounting, input: 1-phase, output: 24 V DC / 3.75 A

Product Description

STEP POWER power supplies for distribution boards. The STEP POWER power supplies with Push-in connection technology are the professional solution for intelligent building automation. The compact devices are economical, space-saving, and flexible in application.

Your advantages

- Energy savings with the highest level of efficiency in no-load and part-load operation (Efficiency Level VI)
- Space savings in the control cabinet due to the narrow design combined with increased performance (up to 100%)
- Approval for household purposes (EN 60335) allows use in domestic applications
- Quick and easy startup with tool-free Push-in connection technology at a 45° angle with double terminal points
- Flexible mounting: Snap onto a DIN rail or screw onto a level surface

Power supply unit - STEP3-PS/1AC/24DC/3. 75/PT/LED



1285036

<https://www.phoenixcontact.com/in/products/1285036>

Commercial Data

Item number	1285036
Packing unit	1 pc
Minimum order quantity	1 pc
Product Key	CMPH13
GTIN	4063151489793
Weight per Piece (including packing)	270.2 g
Weight per Piece (excluding packing)	207 g
Customs tariff number	85044030
Country of origin	VN

Power supply unit - STEP3-PS/1AC/24DC/3. 75/PT/LED



1285036

<https://www.phoenixcontact.com/in/products/1285036>

Technical Data

Input data

Network type	Star network
Input voltage range	100 V AC ... 240 V AC -15 % ... +10 %
Derating	< 100 V AC ... 85 V AC (1 %/V)
Typical national grid voltage	120 V AC
	230 V AC
Voltage type of supply voltage	AC/DC
Inrush current	typ. 30 A (25 °C)
Inrush current integral (I^2t)	typ. 0.35 A ² s
Frequency range (f_N)	50 Hz ... 60 Hz \pm 10 %
Mains buffering time	typ. 25 ms (120 V AC)
	typ. 25 ms (230 V AC)
Current consumption	1 A (100 V AC)
	0.45 A (240 V AC)
Protective circuit	Transient surge protection; Varistor
Switch-on time	typ. 2 s
Device mains fuse	4 A internal (device protection), slow-blow
Recommended breaker for input protection	6 A ... 16 A (Characteristics B, C, D, K)
Discharge current to PE	< 0.25 mA
Input voltage range	110 V DC ... 250 V DC -20 % ... +10 %
Derating	< 110 V DC ... 88 V DC (1 %/V)
Current consumption	0.88 A (110 V DC)
	0.38 A (250 V DC)

Output data

Efficiency	> 92.5 % (120 V AC)
	> 94 % (230 V AC)
Nominal output voltage	24 V DC
Nominal output current (I_N)	3.75 A
Short-circuit-proof	yes
No-load proof	yes
Derating	> 50 °C ... 70 °C (2 % / K)
Crest factor	typ. 1.78
	typ. 1.87
Output power (P_N)	90 W
Connection in parallel	yes, for increasing power and redundancy with diode
Connection in series	yes, for increased output voltage
Feedback voltage resistance	\leq 35 V DC
Protection against overvoltage at the output (OVP)	< 35 V DC
Residual ripple	typ. 100 mV _{PP}
	< 0.5 % (Static load change 10 % ... 90 %)

Power supply unit - STEP3-PS/1AC/24DC/3. 75/PT/LED



1285036

<https://www.phoenixcontact.com/in/products/1285036>

Control deviation	< 3 % (Dynamic load change 10 % ... 90 %, (10 Hz))
	< 0.1 % (change in input voltage ± 10 %)
Rise time	typ. 100 ms ($U_{Out} = 10$ % ... 90 %)
Minimum no-load power dissipation	< 0.21 W (120 V AC)
Maximum no-load power dissipation	< 0.21 W (230 V AC)
Minimum nominal load power dissipation	< 7 W (120 V AC)
Power loss nominal load max.	< 5.7 W (230 V AC)

Connection data

Input

Position	1.x
----------	-----

Connection technology

Position marking	1.1, 1.2 (L), 1.3, 1.4 (N)
------------------	----------------------------

Conductor connection

Connection method	Push-in connection
rigid	0.2 mm ² ... 2.5 mm ²
	1 mm ² (recommended)
flexible	0.2 mm ² ... 2.5 mm ²
	1 mm ² (recommended)
flexible with ferrule without plastic sleeve	0.5 mm ² ... 1.5 mm ²
	1 mm ² (recommended)
flexible with ferrule with plastic sleeve	0.2 mm ² ... 1 mm ²
	1 mm ² (recommended)
rigid (AWG)	24 ... 14 (Cu)
	17 (recommended)
Stripping length	10 mm (rigid/flexible)
	10 mm (Ferrule)

Output

Position	2.x
----------	-----

Connection technology

Position marking	2.1, 2.2, 2.3, 2.4 (+), 2.5, 2.6, 2.7, 2.8 (-)
------------------	--

Conductor connection

Connection method	Push-in connection
rigid	0.2 mm ² ... 2.5 mm ²
	1 mm ² (recommended)
flexible	0.2 mm ² ... 2.5 mm ²
	1 mm ² (recommended)
flexible with ferrule without plastic sleeve	0.5 mm ² ... 1.5 mm ²
	1 mm ² (recommended)
flexible with ferrule with plastic sleeve	0.2 mm ² ... 1 mm ²
	1 mm ² (recommended)

Power supply unit - STEP3-PS/1AC/24DC/3. 75/PT/LED

1285036

<https://www.phoenixcontact.com/in/products/1285036>

rigid (AWG)	24 ... 14 (Cu)
	17 (recommended)
Stripping length	10 mm (rigid/flexible)
	10 mm (Ferrule)

LED signaling

Types of signaling	LED DC OK – signal state operation ($U_N = 24 \text{ V DC}$, $I_{Out} = I_N$)
Signal threshold	$> 0,9 \times U_N$ ($U_N = 24 \text{ V DC}$) (LED lights up green)
	$< 0,9 \times U_N$ ($U_N = 24 \text{ V DC}$) (LED off)

Electrical properties

Number of phases	1.00
Insulation voltage input/output	4 kV AC (type test)
	3.75 kV AC (routine test)

Product properties

Product type	Power supply
MTBF (IEC 61709, SN 29500)	$> 2036000 \text{ h}$ (25 °C)
	$> 1175000 \text{ h}$ (40 °C)
	$> 777000 \text{ h}$ (50 °C)
Environmental protection directive	RoHS Directive 2011/65/EU
	WEEE
	Reach

Insulation characteristics

Protection class	II (in closed control cabinet)
Degree of pollution	2

Dimensions

Dimensional drawing	
Width	72 mm
Height	90 mm
Depth	37 mm (Device depth (DIN rail mounting))
Depth	43 mm
Horizontal pitch	4 Div. (DIN 43880)

Installation dimensions

Installation distance right/left	0 mm / 0 mm
Installation distance top/bottom	30 mm / 30 mm

Power supply unit - STEP3-PS/1AC/24DC/3. 75/PT/LED



1285036

<https://www.phoenixcontact.com/in/products/1285036>

Mounting

Mounting type	DIN rail mounting
Assembly instructions	alignable: 0 mm horizontally, 30 mm vertically
Mounting position	horizontal DIN rail NS 35, EN 60715

Material specifications

Flammability rating according to UL 94	V0 (Housing, terminal blocks, base latches)
Foot latch material	Polyamid
Housing material	Polycarbonate

Environmental and real-life conditions

Ambient conditions

Degree of protection	IP20
Ambient temperature (operation)	-10 °C ... 50 °C
Ambient temperature (storage/transport)	-40 °C ... 85 °C
Ambient temperature (start-up type tested)	-25 °C
Maximum altitude	≤ 2000 m
Max. permissible relative humidity (operation)	≤ 95 % (non-condensing)
Shock (operation)	18 ms, 30g, per spatial direction (IEC 60068-2-27)
Vibration (operation)	< 15 Hz, amplitude ±2.5 mm (IEC 60068-2-6) 15 Hz ... 150 Hz, 2.3g, 90 min.

Standards and regulations

Overvoltage category

EN 61347-1	II (≤ 2000 m)
------------	---------------

Electrical safety

Standards/specifications	IEC 61010-1 (SELV)
--------------------------	--------------------

Protective extra-low voltage

Standards/specifications	IEC 61010-1 (SELV)
	IEC 61010-2-201 (PELV)

Safe isolation

Standards/specifications	IEC 61558-2-16
--------------------------	----------------

Low-voltage power supplies, DC output

Standards/specifications	EN 61204-3
--------------------------	------------

Safety requirements for electrical equipment for measurement, control, and laboratory use

Standards/specifications	IEC 61010-1
--------------------------	-------------

Household and similar electrical appliances - Safety

Standards/specifications	DIN EN 60335-1
--------------------------	----------------

Power supply unit - STEP3-PS/1AC/24DC/3. 75/PT/LED



1285036

<https://www.phoenixcontact.com/in/products/1285036>

Approval data

UL

Identification	UL 1310 Class 2 Power Units
----------------	-----------------------------

UL

Identification	UL/C-UL Listed UL 61010-1
----------------	---------------------------

UL

Identification	UL/C-UL Listed UL 61010-2-201
----------------	-------------------------------

UL

Identification	UL/C-UL Listed ANSI/UL 121201 Class I, Division 2, Groups A, B, C, D (Hazardous Location)
----------------	---

EMC data

Low Voltage Directive	Conformance with Low Voltage Directive 2014/35/EC
Electromagnetic compatibility	Conformance with EMC Directive 2014/30/EU
Conducted noise emission	EN 55016 EN 61000-6-3 (Class B)
Interference emission	Noise emission according to EN 61000-6-3 (residential and commercial) and EN 61000-6-4 (industrial)
Noise emission	EN 55016 EN 61000-6-3 (Class B)
Noise immunity	EN 61000-6-2:2005

Harmonic currents

Standards/regulations	EN 61000-3-2 EN 61000-3-2 (Class A)
-----------------------	--

Flicker

Standards/regulations	EN 61000-3-3
Frequency range	0 kHz ... 2 kHz

Electrostatic discharge

Standards/regulations	EN 61000-4-2
-----------------------	--------------

Electrostatic discharge

Contact discharge	6 kV (Test Level 3)
Discharge in air	8 kV (Test Level 3)
Comments	Criterion A

Electromagnetic HF field

Standards/regulations	EN 61000-4-3
-----------------------	--------------

Electromagnetic HF field

Frequency range	80 MHz ... 1 GHz
Test field strength	10 V/m (Test Level 3)

Power supply unit - STEP3-PS/1AC/24DC/3. 75/PT/LED



1285036

<https://www.phoenixcontact.com/in/products/1285036>

Frequency range	1 GHz ... 6 GHz
Test field strength	10 V/m (Test Level 3)
Comments	Criterion A

Fast transients (burst)

Standards/regulations	EN 61000-4-4
-----------------------	--------------

Fast transients (burst)

Input	asymmetrical 4 kV (Test Level 4)
Output	asymmetrical 2 kV (Test Level 3)
Comments	Criterion A

Surge voltage load (surge)

Standards/regulations	EN 61000-4-5
Input	symmetrical 2 kV (Test Level 4)
	asymmetrical 4 kV (Test Level 4)
Output	symmetrical 1 kV (Test Level 3)
	asymmetrical 2 kV (Test Level 3)
Comments	Criterion B

Conducted interference

Standards/regulations	EN 61000-4-6
-----------------------	--------------

Conducted interference

Input/Output	asymmetrical
Frequency range	0.15 MHz ... 80 MHz
Comments	Criterion A
Voltage	10 V (Test Level 3)

Voltage dips

Standards/regulations	EN 61000-4-11
Voltage	230 V AC
Frequency	50 Hz
Voltage dip	70 %
Number of periods	25 periods
Additional text	Class 3
Comments	Criterion A
Voltage dip	40 %
Number of periods	10 periods
Additional text	Class 3
Comments	Criterion A
Voltage dip	0 %
Number of periods	1 period
Additional text	Class 3
Comments	Criterion A
Criterion A	Normal operating behavior within the specified limits.
Criterion B	Temporary impairment to operational behavior that is corrected

Power supply unit - STEP3-PS/1AC/24DC/3. 75/PT/LED



1285036

<https://www.phoenixcontact.com/in/products/1285036>

	by the device itself.
Criterion C	Temporary adverse effects on the operating behavior, which the device corrects automatically or which can be restored by actuating the operating elements.

Power supply unit - STEP3-PS/1AC/24DC/3. 75/PT/LED

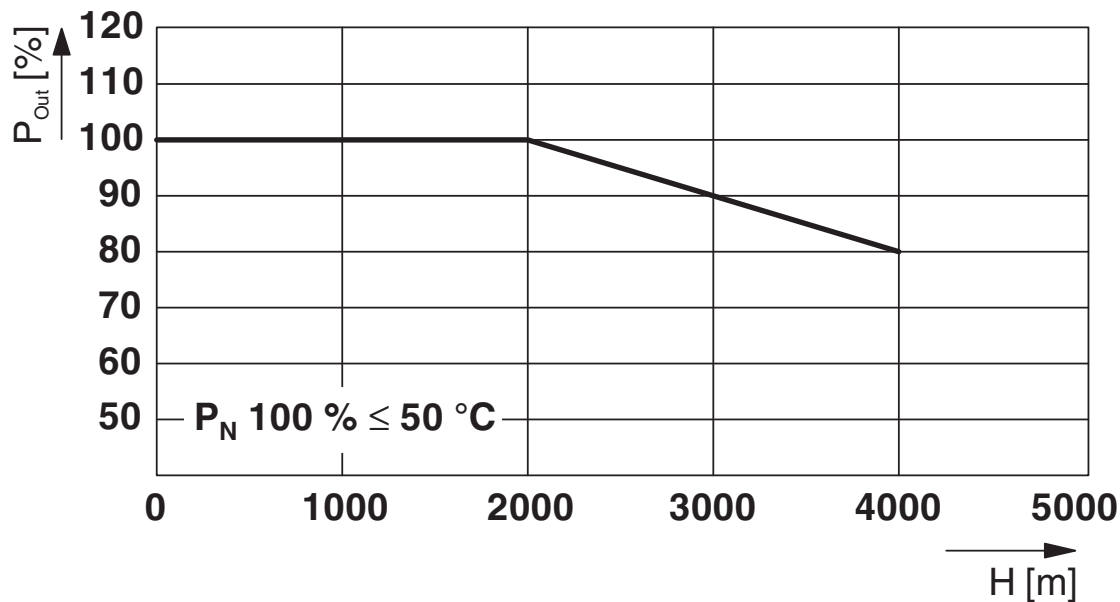


1285036

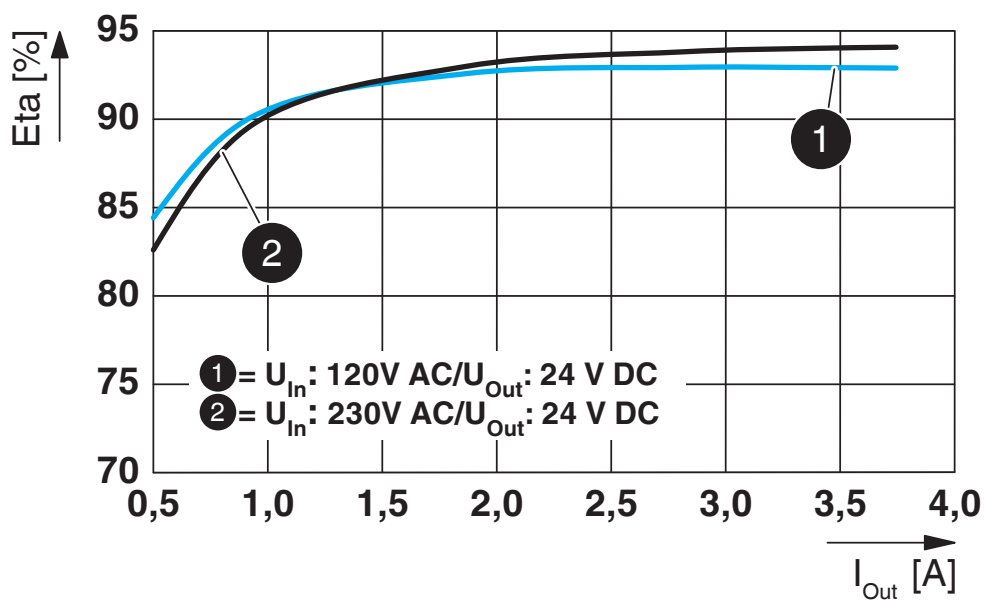
<https://www.phoenixcontact.com/in/products/1285036>

Drawings

Diagram



Diagram



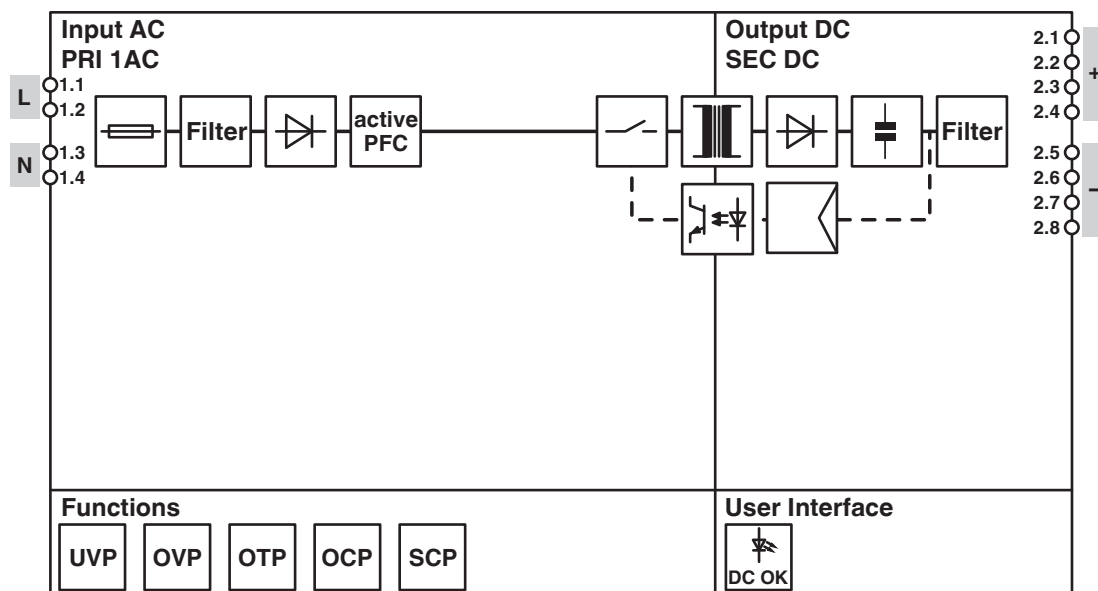
Power supply unit - STEP3-PS/1AC/24DC/3. 75/PT/LED



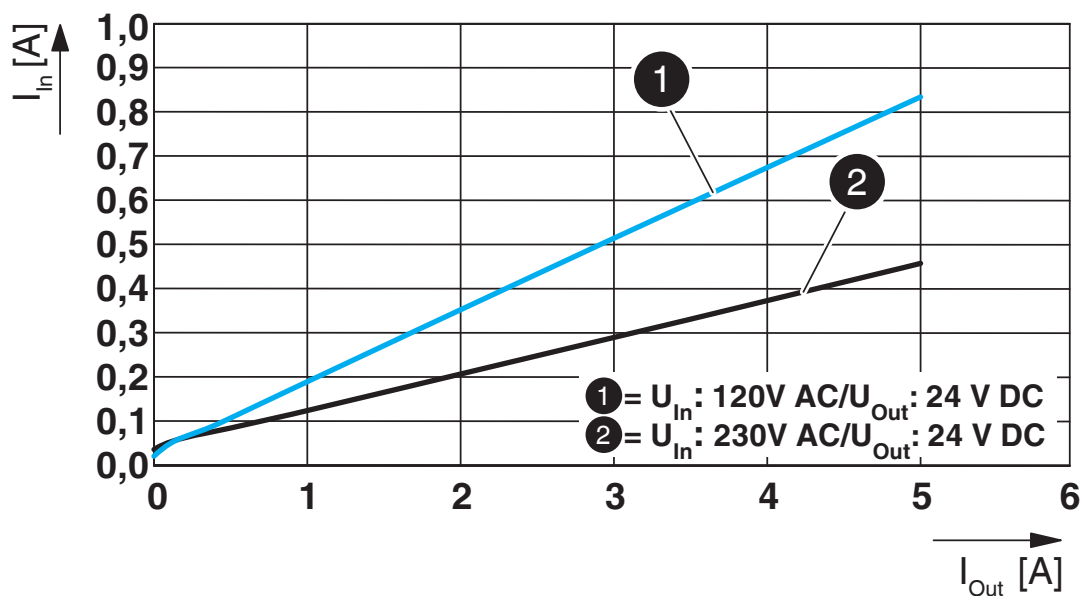
1285036

<https://www.phoenixcontact.com/in/products/1285036>

Block diagram



Diagram



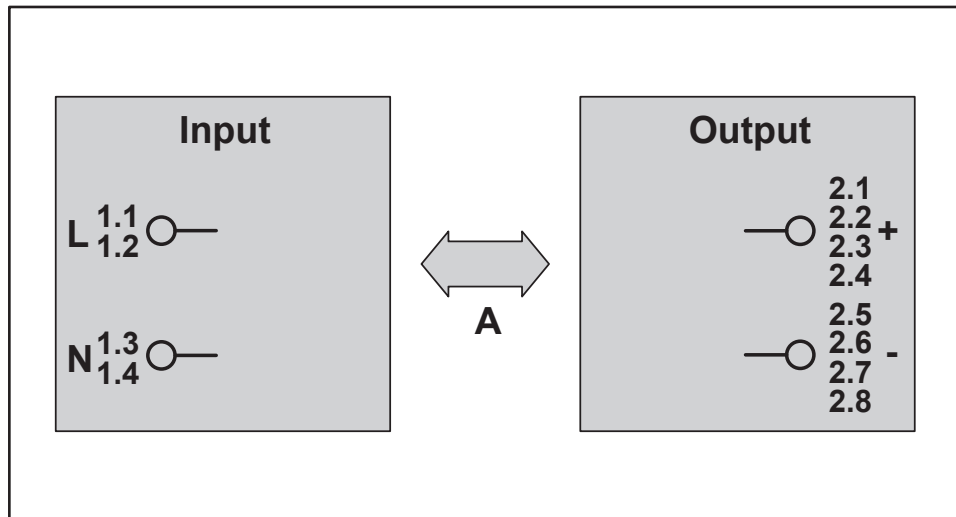
Power supply unit - STEP3-PS/1AC/24DC/3. 75/PT/LED

1285036

<https://www.phoenixcontact.com/in/products/1285036>

Schematic diagram

Housing



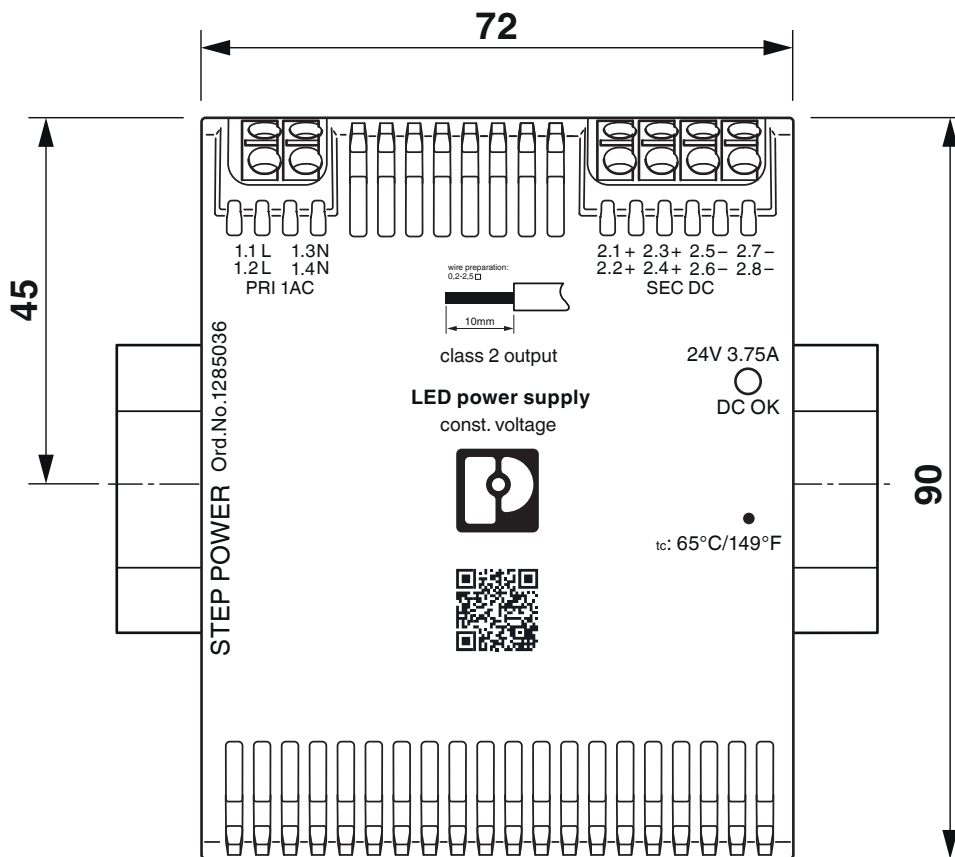
Power supply unit - STEP3-PS/1AC/24DC/3. 75/PT/LED



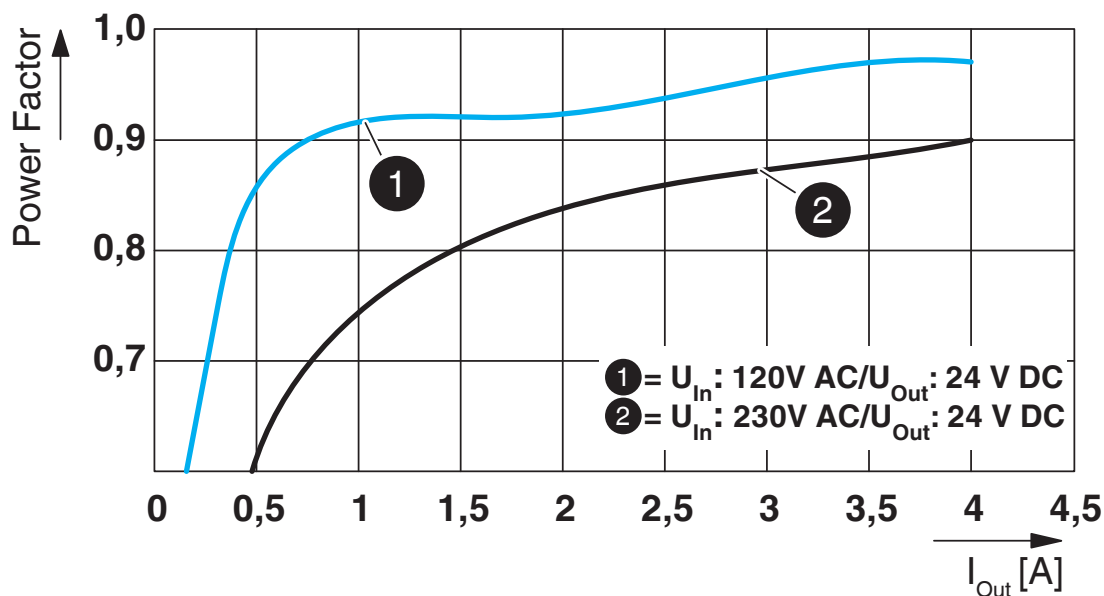
1285036

<https://www.phoenixcontact.com/in/products/1285036>

Dimensional drawing



Diagram




Power supply unit - STEP3-PS/1AC/24DC/3.
75/PT/LED

1285036

<https://www.phoenixcontact.com/in/products/1285036>

Dimensional drawing



Power supply unit - STEP3-PS/1AC/24DC/3. 75/PT/LED



1285036

<https://www.phoenixcontact.com/in/products/1285036>

Approvals



EAC

Approval ID: RU S-DE.BL08.W.00764



cULus Listed

Approval ID: File E 123528

Power supply unit - STEP3-PS/1AC/24DC/3. 75/PT/LED



1285036

<https://www.phoenixcontact.com/in/products/1285036>

Classifications

ECLASS

ECLASS-11.0

27040701

ETIM

ETIM 8.0

EC002540

UNSPSC

UNSPSC 21.0

Power supply unit - STEP3-PS/1AC/24DC/3. 75/PT/LED



1285036

<https://www.phoenixcontact.com/in/products/1285036>

Environmental Product Compliance

REACH SVHC	Lead 7439-92-1
China RoHS	Environmentally Friendly Use Period = 25;
	For information on hazardous substances, refer to the manufacturer's declaration available under "Downloads"

Power supply unit - STEP3-PS/1AC/24DC/3. 75/PT/LED



1285036

<https://www.phoenixcontact.com/in/products/1285036>

Accessories

Redundancy module

Redundancy module - STEP-DIODE/5-24DC/2X5/1X10 - 2868606

<https://www.phoenixcontact.com/in/products/2868606>

Redundancy module, 5 ... 24 V DC, 2x 5 A, 1x 10 A



Phoenix Contact 2022 © - all rights reserved

<https://www.phoenixcontact.com>

PHOENIX CONTACT (I) Pvt. Ltd.

A-58/2, Okhla Industrial Area, Phase - II, New Delhi-110 020

+91.1275.71420

info@phoenixcontact.co.in