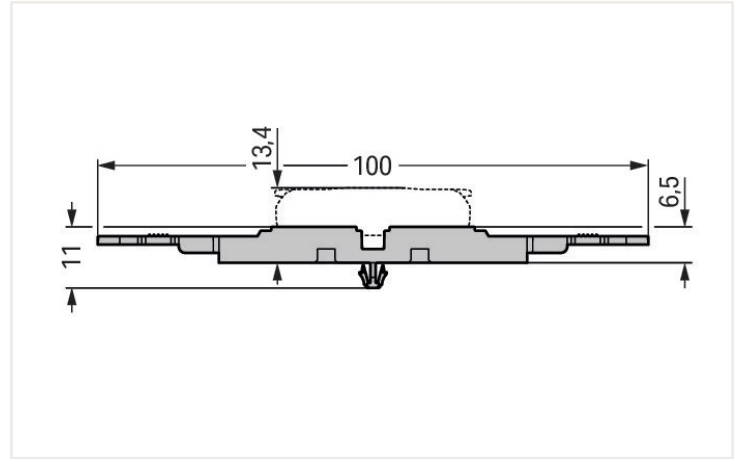



| : 221-2512

Mounting carrier with strain relief; 2-way; for inline splicing connector with lever;
with snap-in mounting foot; gray

<https://www.wago.com/221-2512>



: ■ gray

Physical data

| | |
|-------------------------|------------------------|
| Width | 20.8 mm / 0.819 inches |
| Height from the surface | 6.5 mm / 0.256 inches |
| Depth | 100 mm / 3.937 inches |

Material data

| | |
|----------------------|--|
| Note (material data) | Information on material data can be found here |
| Color | gray |
| Fire load | 0 MJ |
| Weight | 4 g |

Commercial data

| | |
|-------------------------------------|---------------|
| PU (SPU) | 25 (5) Pieces |
| Packaging type | Box |
| Country of origin VKOrg Germany | CN |
| GTIN | 4066966119886 |
| Customs tariff number VKOrg Germany | 39269097900 |

Downloads

Environmental Product Compliance

Compliance Search

Environmental Product
Compliance 221-2512



Documentation

Additional Information

| | | |
|-------------------|-------------------|---|
| Technical Section | pdf 2142.18 KB | ↓ |
|-------------------|-------------------|---|

CAD/CAE-Data

| CAD data | CAE data |
|--------------------------|--------------------------|
| 2D/3D Models 221-2512 | ZUKEN Portal 221-2512 |

1 Compatible products

1.1 Optional accessories

1.1.1 Installation

1.1.1.1 Mounting accessories



: 209-119
Fixing screw; for 209-120 mounting carrier



: 209-123
Mounting foot with screw; can be screwed on terminal blocks with fixing flange; 6.4 mm wide; gray



: 209-120
Mounting foot; can be snapped on terminal blocks with snap-in mounting foot; for mounting on relay-modules; 6.4 mm wide; gray

1.1.2 Marking


1.1.2.1 Marking strip




: 210-334
Marking strips; as a DIN A4 sheet; Strip width 5 mm; Strip length 182 mm; plain; Self-adhesive; white

Installation notes

Installation



Place the inline splicing connector on the carrier in front of the mounting position.



Push the connector to the center position until it snaps into place.




Mounting carrier without strain relief – snapped onto DIN-rail



Various combinations of 1- to 5-connector mounting carriers are possible via side-by-side latching mechanism.

Strain relief



3-pole mounting carrier with strain relief