

LED Driver

USCO PRO

USCO PRO

Highlights & Features

- Wide range constant current design
- Universal AC input voltage from 120-277Vac
- High efficiency up to 95%
- Wide operating temperature range -40°C to +55°C
- With IP66/IP67 protection from most outdoor applications
- Build-in Active PFC and conform to harmonic current IEC/EN 61000-3-2, Class C
- Adjustable constant current level through programmable tool
- Common mode 6kV/ differential mode 6kV surge immunity
- Suitable for Dry / Damp / Wet location
- 0-10V dimming available

Model Number: USCO-□□□□□GA

Dimensions (L x W x H):

USCO-600400GA	308.4x116.7x50.8 mm (12.14"x4.60"x2.00" inch)
---------------	--

Safety Standards



CB Certified for worldwide use

General Description

Delta LED drivers come in different series to suit different application needs. The USCO PRO series features program output current level. All the models come in full corrosion resistance aluminum casing and major international safety certifications. USCO PRO series offers the capability to achieve different level of LED brightness via built-in 0-10V dimming function to meet various application and energy optimization needs. The products are designed and rigorously tested to work with various outdoor LED lighting conditions. Featuring high surge immunity (CM: 6kV, DM: 6kV) and complying to IP66/IP67 make Delta USCO PRO series an essential part of an energy efficient LED lighting power solution for both indoor and outdoor applications.

Model Information

Model Number	Input Voltage Range	Rated Output Voltage	Program Output Current	Constant Power Current
USCO-600400GA	120-277Vac Typical 108-305Vac Range	150-300Vdc	1000-3000mA	2000-3000mA

Model Numbering

US	C	O	-	□□□	□□□	G	A
Safety Approval – UL, ENEC, CE	Constant current	Outdoor		Output Power 600: 600W	Output Current 400: 4000mA(3000mA for this model)	Programmable	Variable A – Delta Standard

LED Driver

USCO PRO

Specifications

Model Number	USCO-600400GA
---------------------	---------------

Input Ratings / Characteristics

Normal Input Voltage	120-277Vac	
Input Voltage Range	108-305Vac	
Normal Input Frequency	50-60Hz	
Input Frequency Range	47-63Hz	
Max. Input Current	120Vac	5.8A
Efficiency ¹⁾	120Vac	93.0%@2000mA
	230Vac	94.8%@2000mA
	277Vac	95.0%@2000mA
Inrush Current (Apk / 50% - μ S @ Cold Start)	120Vac	8A/8.3mS
	230Vac	15A/8.3mS
	277Vac	18A/8.3mS
Max. no. of LED Drivers circuit breaker at 230Vac	B16	3
	C16	5
Power Factor	> 0.99 @120Vac full load, > 0.98 @ 230Vac full load, > 0.98 @ 277Vac Full Load, > 0.95 @ 120/230/277Vac & > 50% Load	
Total Harmonic Distortion	THD < 20% with load \geq 50% at 120/230/277Vac input	
Leakage Current	< 0.7mA peak @ 277Vac	
Standby Power	0.5W @ Dim to off, 230Vac	
Input Over-Voltage	Can survive input over-voltage stress of 320VAC for 48 hours and 350Vac for 2 hours	

1) 100% Load (typical) and tested after 30 minutes warm up.

Output Ratings / Characteristics

Output Voltage Range	150-300Vdc
Max. No Load Output Voltage	380Vpeak
Output Power Range	600W
Adjustable Output Current (AOC)	1000-3000mA
	With steps of 1mA, configurable via software
Minimum Output Current	200mA (Min dim level)
Current Accuracy	\pm 5% (@ Typical output current range)
Line Regulation	\pm 1% (@ 120-277Vac input)
Load Regulation	\pm 3% (@ Min-Max output voltage)
Output Current LF Ripple	10% (ripple = peak-average/average) at full load
Start-up Time	1000ms max. @ 120-277Vac (full load)

LED Driver

USCO PRO

Model Number	USCO-600400GA
---------------------	---------------

Mechanical

Casing	Aluminum, Color : Natural
Dimensions (L x W x H) [mm] [inch]	308.4x116.7x50.8 12.14"x4.60"x2.00"
Unit Weight [kg]/ [lb]	3.05/6.72
Cooling System	Convection
Input Cable	Line: Brown, Neural: Blue, PE: Yellow/Green, Cable Length 300mm
Output Cable	Positive: Brown, Negative: Blue, NTC/PRG: Black, Cable Length 280mm
Dimming Cable	Dim(+): Violet, Dim(-): Gray, +12V: Black/White, Cable Length 300mm
Noise (30cm distance)	Sound Pressure Level (SPL) < 24dBA

Environment

Ambient Temperature	Operating	-40°C to +45°C For 120Vac
		-40°C to +55°C For 220Vac-240Vac/277Vac
	Storage	-40°C to +85°C
Maximum Case Temperature		+85°C
Relative Humidity	Operating	10 to 90% RH (Non-Condensing)
	Storage	5 to 95% RH (Non-Condensing)
Environmental Locations		Dry / Damp / Wet
IP		IP66/IP67
Shock Test (Non-Operating)		IEC 60068-2-27, Half Sine Wave: 50G for a duration of 11ms, 3 shocks for each 3 directions
Vibration (Non-Operating)		IEC 60068-2-6, Random: 5Hz to 500Hz (2.09G); 20 min per axis for all X, Y, Z direction

Protections

Over Voltage	380Vpeak
	Auto-Recovery when the fault is removed
Overload / Overcurrent	Reduce output current. Auto-Recovery when the fault is removed
Short Circuit	Auto-Recovery when the fault is removed
Over Temperature	Auto-Recovery when the fault is removed
Ingress Protection Classification	IP66/IP67
Suitable for Luminaires Class	Class I. Insulation Class according to IEC 60598

Reliability Data

Lifetime	50,000 hours at case temp. tc & full load. Refer to "Lifetime VS Case Temperature"
Lifetime @ tc	+70°C

LED Driver

USCO PRO

Model Number	USCO-600400GA
---------------------	---------------

Safety Standards / Directives

Electrical Safety	IEC 61347-1, IEC 61347-2-13 (independent) EN 61347-1, EN 61347-2-13 UL 8750, type "HL" & type "TL"			
CE	In conformance with EMC Directive and Low Voltage Directive			
Material and Parts	RoHS Directive 2011/65/EU Compliant			
Galvanic Isolation	Mains (Input)	Earth (Case)	Output/PROG	DIM \pm & +12V
Mains (Input)	N/A	1554Vac	3000Vac	4242Vdc
Earth (Case)	1554Vac	N/A	1554Vac	1554V(leakage current < 20mA)
Output/PROG	3000Vac	1554Vac	N/A	1554Vac
DIM \pm & +12V	4242Vdc	1554V(leakage current < 20mA)	1554Vac	N/A

EMC Compliance

Emissions (CE & RE)	Compliance to EN 55015 Class B; 47 CFR FCC Part 15, Subpart B, Class B	
Immunity	Compliance to EN 61547	
Electrostatic Discharge	IEC 61000-4-2	Air Discharge: 8kV Contact Discharge: 4kV Criteria A ¹⁾ or Criteria B ²⁾
Radiated Field	IEC 61000-4-3	Level 2 80MHz-1GHz, 3V/m with 1kHz Sine Wave / 80% Modulation Criteria A ¹⁾
Electrical Fast Transient / Burst	IEC 61000-4-4	Level 2:1KV, Criteria A ¹⁾ or Criteria B ²⁾
Surge	IEC 61000-4-5	Common Mode ³⁾ : 6kV; Differential Mode ⁴⁾ : 6kV, Criteria A1) or Criteria B2):
Conducted	IEC 61000-4-6	Level 2 150kHz-80MHz, 3Vrms :Criteria A1)
Power Frequency Magnetic Fields	IEC 61000-4-8	Level 2 3A/Meter : Criteria A1)
Voltage Dips	IEC 61000-4-11	100% dip; 0.5 cycle , Criteria A1) or Criteria B2) 30% dip; 10 cycle, Criteria A1) or Criteria B2)
Harmonic Current Emission	IEC 61000-3-2	Class C (230Vac @ \geq 50% load)
Voltage Fluctuation & Flicker	IEC 61000-3-3	

1) Criteria A: Normal performance within the specification limits

2) Criteria B: Temporary degradation or loss of function, which is self-recoverable

3) Asymmetrical: Common mode (Line to earth)

4) Symmetrical: Differential mode (Line to line)

LED Driver

USCO PRO

Model Number	USCO-600400GA
--------------	---------------

0-10V Dimming Specification

Absolute Maximum Voltage	$\pm 20V$
Source Current	$200\mu A \pm 50\mu A$
Dimming Input Range	1) 0-10V, 1.2V ($\pm 0.1V$) is 10% of I_{o_set} or 200mA minimum, $\geq 8.5V$ is 100% of I_{o_set} . 2) Lower than 1.1V ($\pm 0.1V$) \rightarrow DIM to OFF is programmable. 0.1V Hysteresis. 3) Short is 0% (DIM to OFF) 4) Open is 100% 5) See 0-10V Dimming Curve
Dimming Current Tolerance	$\pm 10\%$ of maximum setting output current. Ex. I_{o_set} : 1000mA, tolerance is $\pm 100mA$.

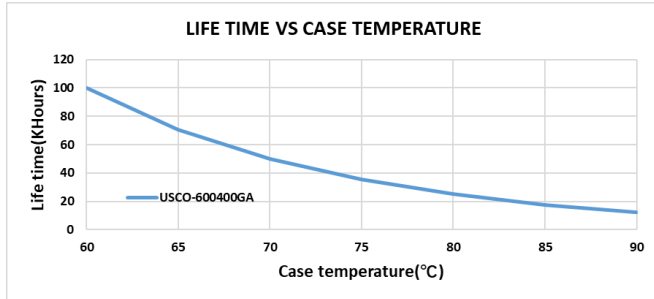
Default Settings of the Driver (can be changed with programmable tools)

Adjustable Output Current (AOC)		2460mA
0-10V DIM		Enabled (DIM to OFF). Selectable for Min. Dim Level and Min. & Max. Dim Voltage though tools
Smart Timer DIM		Disabled (Only one function will be enabled between 0-10V & Smart Time Dim)
Module Temperature Protection (MTP)		Disabled. Settable though programmable tools
Constant Lumen Output (CLO)		Disabled. Settable though programmable tools.
End of Life indication (EOL)		Disabled. Settable though programmable tools
Auxiliary Output Voltage	+12V Output Range	+12.6Vdc (10.8 – 13.86Vdc)
	+12V Output Current	200mA
	Maximum Output Power	2.4W

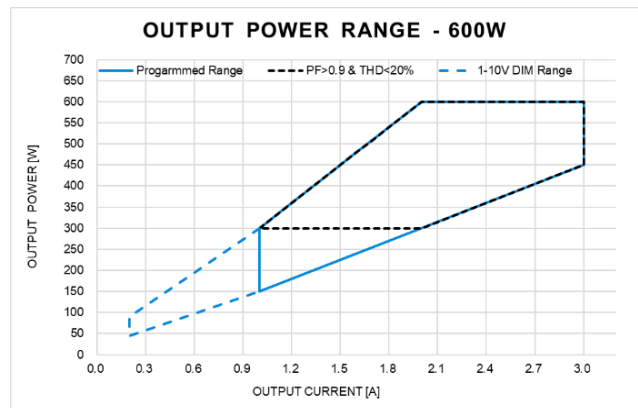
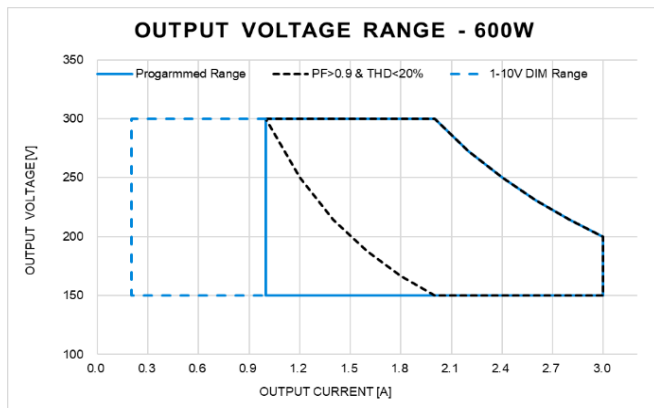
LED Driver

USCO PRO

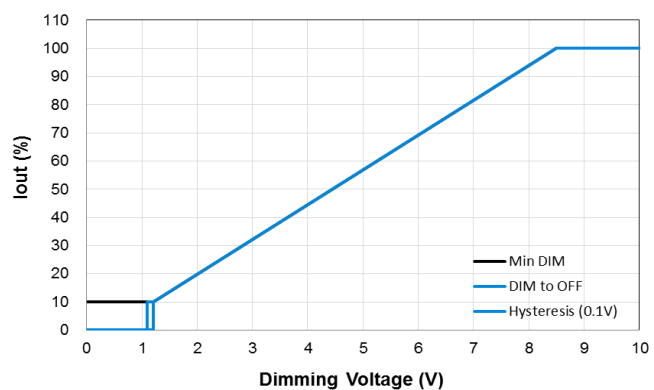
Lifetime VS Case Temperature



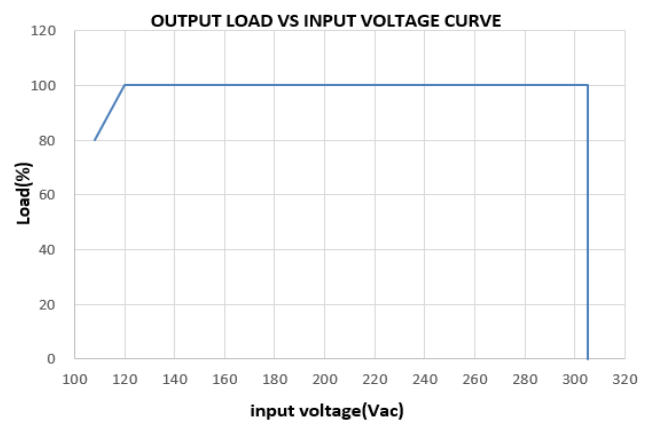
Operation Window for programming



DIMMING CURVE



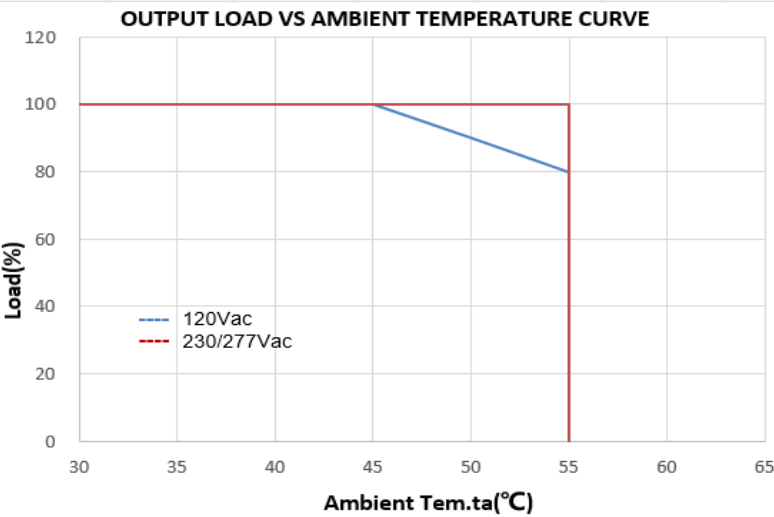
OUTPUT LOAD VS INPUT VOLTAGE



LED Driver

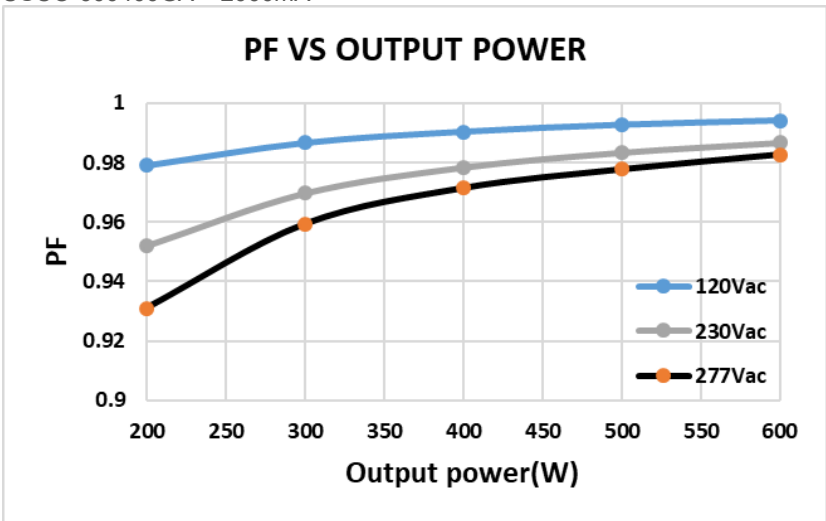
USCO PRO

OUTPUT LOAD VS AMBIENT TEMPERATURE



Power Factor VS Output Power

USCO-600400GA – 2000mA

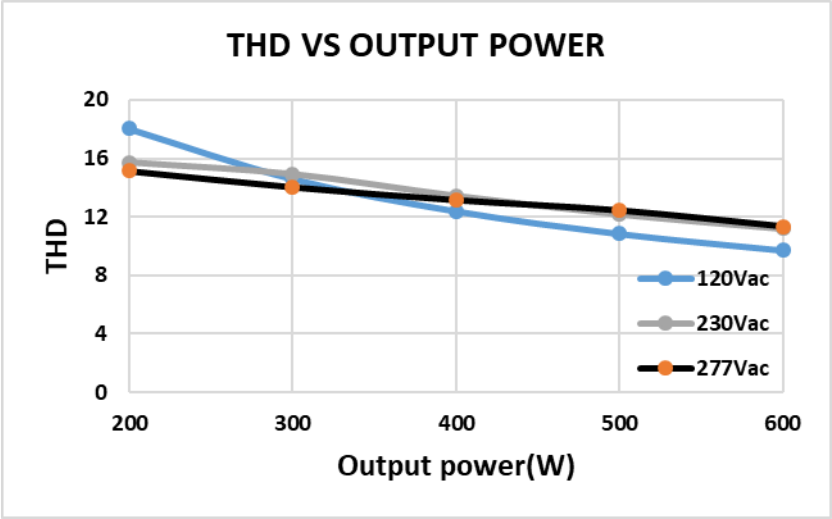


LED Driver

USCO PRO

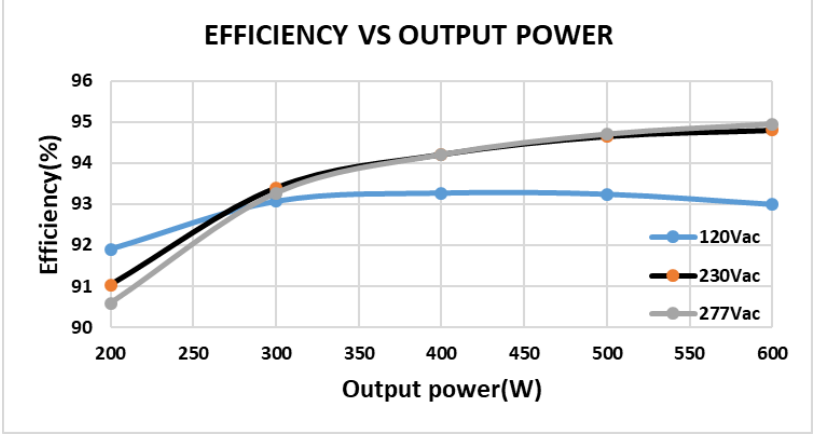
Total Harmonic Distortion VS Output Power

USCO-600400GA – 2000mA



Efficiency VS Output Power

USCO-600400GA



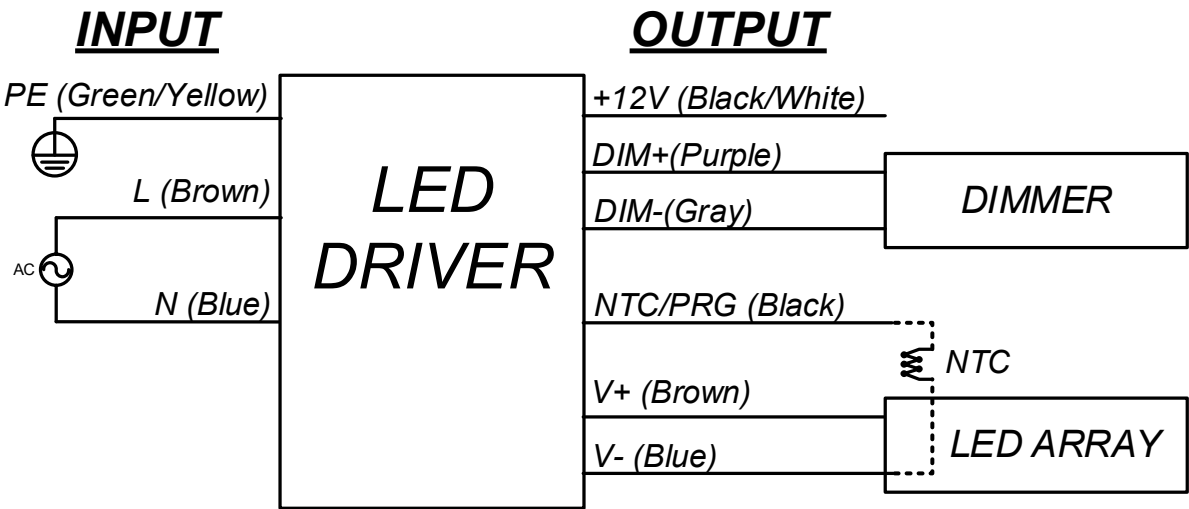
LED Driver

USCO PRO

Wiring Connection

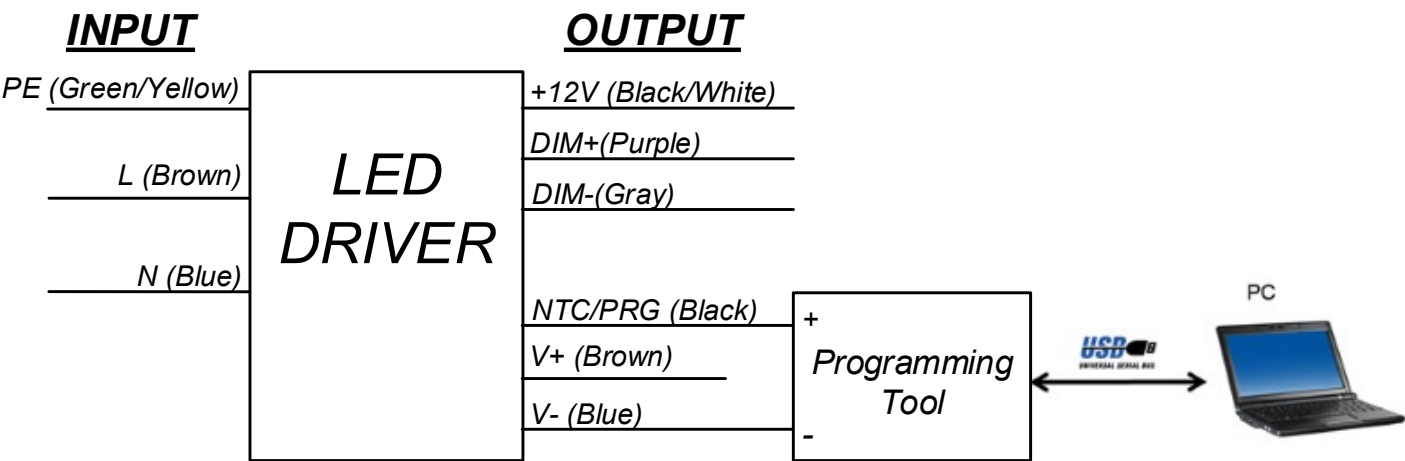
- Module Temperature Protection (MTP)

The LEDs are thermally protected by the driver's NTC (Negative Temperature Coefficient resistor) interface, which ensures the output current will be reduced when a critical temperature is reached. Connect an NTC on the LED module to the LED driver associated wires as shown in the wiring diagram below.



- Programming Setup

Programming doesn't require powering up input voltage or connecting the LED Module to the driver



LED Driver

USCO PRO

Dimensions

USCO-600400GA

