
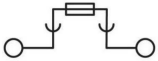



KUFH4 - Product Details

General Information

Company	Elmex Group
Product Category	Terminal Blocks
Product Group	Fuse Terminal Blocks
Connection Method	Screw Connection

Product Data

Product Name	KUFH4
Product Image	
Line Diagram	
Short Description	Fuse terminal block-Screw Connection
Full Description	Terminal Type - KUFH4 , Fuse terminal block, nominal voltage: 800 V, nominal current: 12 A , connection method: Screw connection, number of connections: 2, cross section: 0.5 mm ² - 6 mm ² , AWG: 24 -10, width: 9 mm , length: 77.7 mm , height : 53.5 mm , mounting type: NS 35/7.5, NS 35/15 , NS 32/15 , colour :GREY
Approvals	
Standard Colour	Gray
Colour Variants	Black , Blue , Green , Khakhi , Red , Yellow ,

Key Commercial Data

Standard Weight	1.8 Kg
Weight per Piece (excluding packing)	16 g
Packing Unit	100 pc
Minimum Order Quantity	100 pc
GTIN Number	85389000
Country Of Origin	INDIA

Technical Data - General

Number of levels	1
------------------	---

Number of connections	2
Potentials	1
Nominal cross section	4 mm ²
Insulating Material	Polyamide 6 , 6
Clamping Material	CRCA
Flammability rating acc. to UL 94	V0/V0
Area of application	
Rated surge voltage	8 kV
Degree of pollution	3
Overvoltage category	III
Nominal Current I _N	12 A
Nominal Voltage U _N	800 V
Open side panel	Yes
Back of the hand protection	Guaranteed
Finger Protection	Guaranteed
Result Of Surge Voltage Test	Test passed
Surge Voltage Test Setpoint	9.8 kV
Result of power-frequency withstand voltage test	Test passed
Power frequency withstand voltage setpoint	1.89 kV
Result of the test for mechanical stability of terminal points	Test passed
Result of bending test	Test passed
Bending test rotation speed	9
Bending test turns	135
Bending test conductor cross section/weight	0.5 mm ² / 0.3 kg , 4 mm ² / 0.9 kg , 6 mm ² / 1.4 kg
Tensile test result	Test passed
Conductor cross section tensile test	0.5 mm ²
Tractive force setpoint	20 N
Conductor cross section tensile test	4 mm ²
Tractive force setpoint	60 N
Conductor cross section tensile test	6 mm ²
Tractive force setpoint	80 N
Result of tight fit on support	Test passed
Tight fit on carrier	NS 32/NS 35
Setpoint	1
Result of voltage-drop test	Test passed
Requirements, voltage drop	<=6.4 mV
Result of temperature-rise test	Test passed

Dimensions

Width	9 mm	0.35 inch
End cover width	1.5 mm	0.06 inch
Length	66 mm	2.6 inch
Height	53.5 mm	2.11 inch
Height NS 35/7,5	55.5 mm	2.19 inch
Height NS 35/15	63 mm	2.48 inch
Height NS 32/15	59.9 mm	2.36 inch

Connection Data


Screw thread	M3
Stripping length	12 mm
Tightening torque, min	0.5 Nm
Tightening torque, max	0.55 Nm
Connection in acc. with standard	IEC 60947-7-1
Conductor cross section solid min	0.5 mm ²
Conductor cross section solid max	6 mm ²
Conductor cross section AWG min, Solid	24
Conductor cross section AWG max, Solid	10
Conductor cross section flexible min	0.5 mm ²
Conductor cross section flexible max	4 mm ²
Min. AWG conductor cross section, flexible	24
Max. AWG conductor cross section, flexible	10
Conductor cross section flexible, with ferrule without plastic sleeve min	0.5 mm ²
Conductor cross section flexible, with ferrule without plastic sleeve max	4 mm ²
Conductor cross section flexible, with ferrule with plastic sleeve min	0.5 mm ²
Conductor cross section flexible, with ferrule with plastic sleeve max	4 mm ²
Internal cylindrical Gauge	A3


Approval Details

UL Standard	UL 1059
B - UL Nominal Voltage U _N	600 V
B - UL Nominal Current I _N	12 A



B - UL Wire Min	24 AWG
B - UL Wire Max	10 AWG
CSA Standard	CSA C22.2 NO 158
B - CSA Nominal Voltage U_N	600 V
B - CSA Nominal Current I_N	12 A
B - CSA Wire Min	24 AWG
B - CSA Wire Max	10 AWG
ATEX Nominal Voltage U_N	750 V
ATEX Nominal Current I_N	5 A
ATEX Cross Section Solid Min.	0.5 mm ²
ATEX Cross Section Solid Max.	6 mm ²
ATEX Cross Sec. Flexible Min.	0.5 mm ²
ATEX Cross Sec. Flexible Max.	4 mm ²


Product Accessories

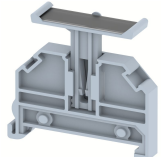


End Cover				
EPFH	Height	41.90 mm	1.65 inch	
	Width	1.50 mm	0.06 inch	
	Length	71.25 mm	2.81 inch	

Partition Plate				
KBZF	Height	65.00 mm	2.56 inch	
	Width	1.50 mm	0.06 inch	
	Length	65.00 mm	2.56 inch	

End Clamp				
DCKN	Height	33.00 mm	1.30 inch	
	Width	6.00 mm	0.24 inch	
	Length	43.50 mm	1.71 inch	
DCKN10	Height	33.00 mm	1.30 inch	
	Width	10.00 mm	0.39 inch	
	Length	43.50 mm	1.71 inch	
SCKN	Height	35.50 mm	1.40 inch	
	Width	8.00 mm	0.31 inch	
	Length	50.60 mm	1.99 inch	
SCUDD	Height	50.00 mm	1.97 inch	
	Width	10.00 mm	0.39 inch	
	Length	55.50 mm	2.19 inch	

End Clamp				
SCUN	Height Width Length	35.50 mm 9.50 mm 50.60 mm	1.40 inch 0.37 inch 1.99 inch	
SCUSL	Height Width Length	41.00 mm 8.00 mm 47.50 mm	1.61 inch 0.31 inch 1.87 inch	

Marker For Terminal Blocks				
LABEL KN 9	Width	9.00 mm	0.35 inch	

Marker carriers				
DCKNMLH	Height Width Length	45.50 mm 6.00 mm 43.50 mm	1.79 inch 0.24 inch 1.71 inch	
SCKNMLH	Height Width Length	45.50 mm 8.00 mm 48.00 mm	1.79 inch 0.31 inch 1.89 inch	
SCUNMLH	Height Width Length	53.50 mm 8.00 mm 50.60 mm	2.11 inch 0.31 inch 1.99 inch	

DIN Rail Perforated				
CHKDS	Height Width Thickness	15.00 mm 35.00 mm 1.50 mm	0.59 inch 1.38 inch 0.06 inch	
CHKS	Height Width Thickness	7.50 mm 35.00 mm 1.00 mm	0.30 inch 1.38 inch 0.04 inch	
CHS	Height Width Thickness	15.00 mm 32.00 mm 1.50 mm	0.59 inch 1.26 inch 0.06 inch	

DIN Rail, Unperforated				
CHK	Height Width Thickness	7.50 mm 35.00 mm 1.00 mm	0.30 inch 1.38 inch 0.04 inch	
CHKD	Height Width Thickness	15.00 mm 35.00 mm 1.00 mm	0.59 inch 1.38 inch 0.04 inch	

End Cap				
CHKENDCAP	Height Width Length	14.00 mm 9.00 mm 41.50 mm	0.55 inch 0.35 inch 1.63 inch	