




SPT35XL - Product Details

General Information

Company	Elmex Group
Product Category	Terminal Blocks
Product Group	High-Current Terminal Blocks
Connection Method	Bolt Connection

Product Data

Product Name	SPT35XL
Product Image	
Line Diagram	
Short Description	High current connectors - Bolt connection
Full Description	Terminal Type - SPT35XL , High current connectors with secured hinged cover , nominal voltage: 1000 V, nominal current: 140 A, connection method: Bolt connection , Bolt with clinched conical , number of connections: 2, cross section: 10 mm ² - 35 mm ² , AWG: 8 - 2, width: 27 mm , length: 135 mm , height : 59 mm , mounting type: TS 35/7.5 and TS 35/15
Approvals	
Standard Colour	Gray
Colour Variants	Black , Blue , Green , Khakhi , Red , Yellow ,

Key Commercial Data

Standard Weight	1.2 Kg
Weight per Piece (excluding packing)	110 g
Packing Unit	10 pc
Minimum Order Quantity	10 pc
Country Of Origin	India

Technical Data - General

Number of levels	1
------------------	---

Number of connections	2
Potentials	1
Nominal cross section	35 mm ²
Insulating Material	Polyamide 6 , 6
Flammability rating acc. to UL 94	V2(V0 - on customer demand)
Rated surge voltage	8 kV
Degree of pollution	3
Overvoltage category	III
Nominal Current I _N	140 A
Nominal Voltage U _N	1000 V
Open side panel	No
Back of the hand protection	Guaranteed
Finger Protection	Guaranteed
Result Of Surge Voltage Test	Test passed
Surge Voltage Test Setpoint	9.8 kV
Result of power-frequency withstand voltage test	Test passed
Power frequency withstand voltage setpoint	2.2 kV
Result of the test for mechanical stability of terminal points	Test passed
Result of bending test	Test passed
Result of tight fit on support	Test passed
Tight fit on carrier	TS 35/7.5 and TS 35/15
Result of voltage-drop test	Test passed
Requirements, voltage drop	<=3.2 mV
Result of temperature-rise test	Test passed
Short circuit stability result	Test passed
Conductor cross section short circuit testing	35 mm ²
Short-time current	4.20 kA
Relative insulation material temperature index	130 °C
Temperature index of insulation material	130 °C
Static insulating material application in cold	-40 °C
Flame test method	Vertical
Oxygen index	28 %
Surface flammability	Passed
Specific optical density of smoke	Passed
Smoke gas toxicity	Passed

Dimensions

Width	27 mm	1.06 inch
Length	135 mm	5.31 inch
Height	59 mm	2.32 inch
Height NS 35/7,5	59.5 mm	2.34 inch
Height NS 35/15	67 mm	2.64 inch

Connection Data

Screw thread	M6
Stripping length	According to lug size mm
Tightening torque, min	3 Nm
Tightening torque, max	3.3 Nm
Connection in acc. with standard	IEC 60947-7-1
Conductor cross section solid min	10 mm ²
Conductor cross section solid max	35 mm ²
Conductor cross section AWG min, Solid	8
Conductor cross section AWG max, Solid	2
Conductor cross section flexible min	10 mm ²
Conductor cross section flexible max	35 mm ²
Min. AWG conductor cross section, flexible	8
Max. AWG conductor cross section, flexible	2

Approval Details

UL Standard	UL 1059
B - UL Nominal Voltage U_N	600 V
B - UL Nominal Current I_N	115 A
B - UL Wire Min	8 AWG
B - UL Wire Max	2 AWG
C - UL Nominal Voltage U_N	600 V
C - UL Nominal Current I_N	115 A
C - UL Wire Min	8 AWG
C - UL Wire Max	2 AWG
CSA Standard	CSA C22.2 NO 158
B - CSA Nominal Voltage U_N	600 V
B - CSA Nominal Current I_N	115 A
B - CSA Wire Min	8 AWG


B - CSA Wire Max	2 AWG
C - CSA Nominal Voltage U_N	600 V
C - CSA Nominal Current I_N	115 A
C - CSA Wire Min	8 AWG
C - CSA Wire Max	2 AWG


Product Accessories

End Clamp				
SCUDD	Height	50.00 mm	1.97 inch	
	Width	10.00 mm	0.39 inch	
	Length	55.50 mm	2.19 inch	
SCUSL	Height	41.00 mm	1.61 inch	
	Width	8.00 mm	0.31 inch	
	Length	47.50 mm	1.87 inch	

Marker carriers				
GMH 10	Height	51.00 mm	2.01 inch	
	Width	10.00 mm	0.39 inch	
	Length	41.50 mm	1.63 inch	
GMH 20	Height	51.00 mm	2.01 inch	
	Width	20.00 mm	0.79 inch	
	Length	41.50 mm	1.63 inch	

DIN Rail Perforated				
CHKDS	Height	15.00 mm	0.59 inch	
	Width	35.00 mm	1.38 inch	
	Thickness	1.50 mm	0.06 inch	
CHKS	Height	7.50 mm	0.30 inch	
	Width	35.00 mm	1.38 inch	
	Thickness	1.00 mm	0.04 inch	
CHS	Height	15.00 mm	0.59 inch	
	Width	32.00 mm	1.26 inch	
	Thickness	1.50 mm	0.06 inch	

DIN Rail, Unperforated				
CHK	Height	7.50 mm	0.30 inch	
	Width	35.00 mm	1.38 inch	
	Thickness	1.00 mm	0.04 inch	

DIN Rail, Unperforated				
CHKD	Height	15.00 mm	0.59 inch	
	Width	35.00 mm	1.38 inch	
	Thickness	1.00 mm	0.04 inch	

End Cap				
CHKENDCAP	Height	14.00 mm	0.55 inch	
	Width	9.00 mm	0.35 inch	
	Length	41.50 mm	1.63 inch	