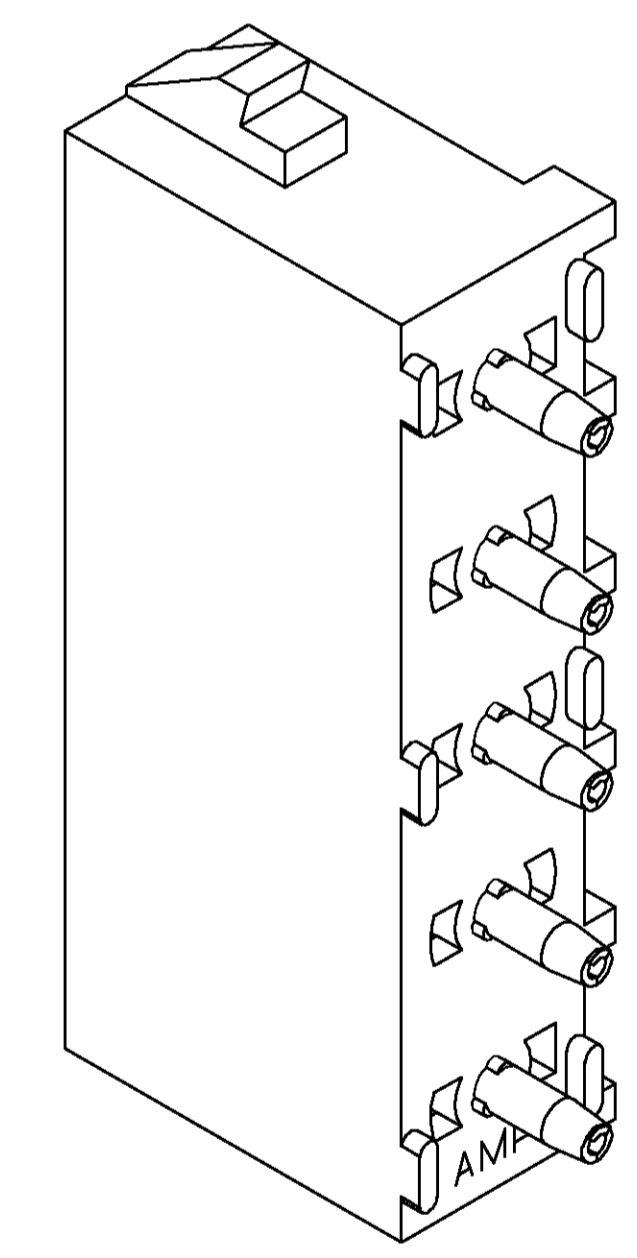
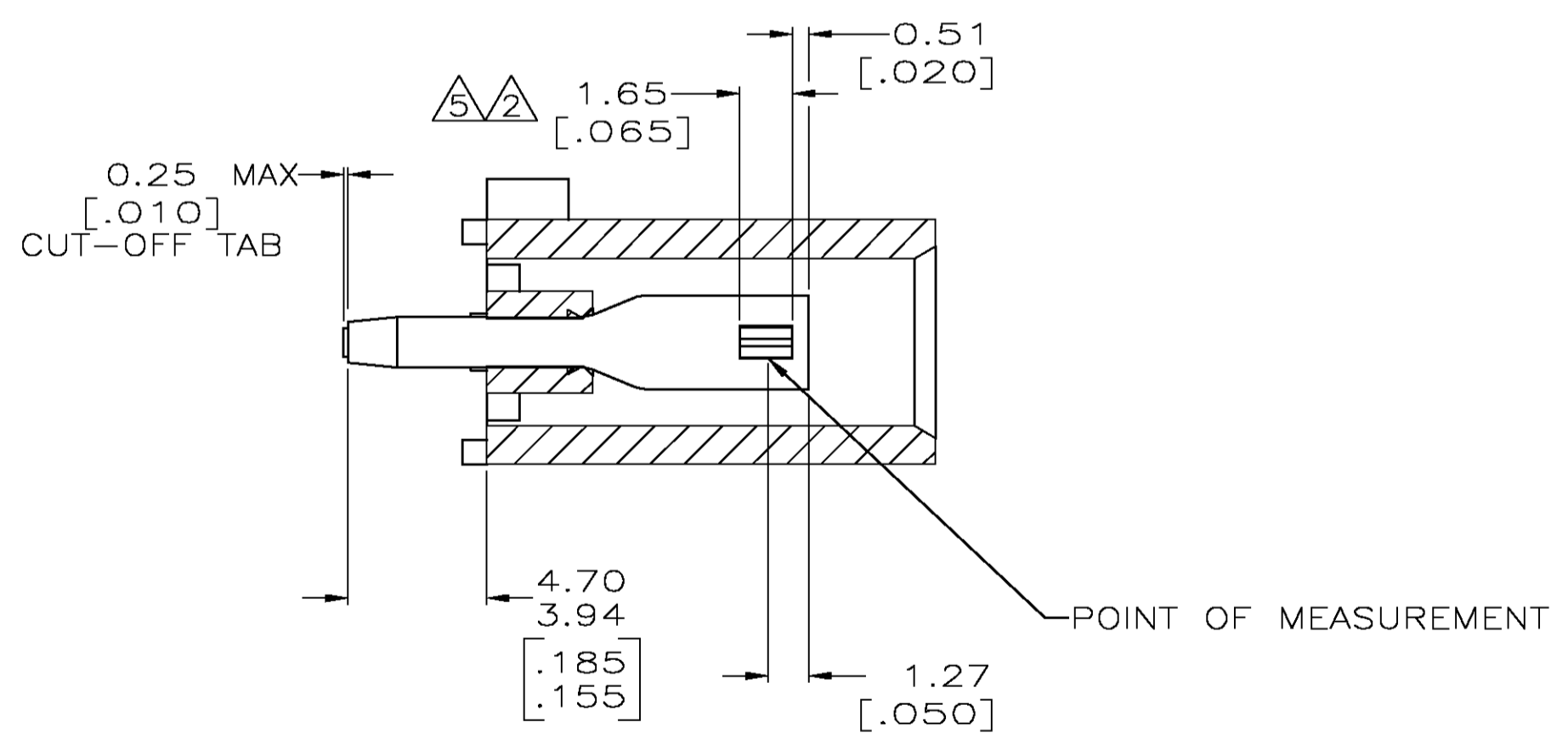
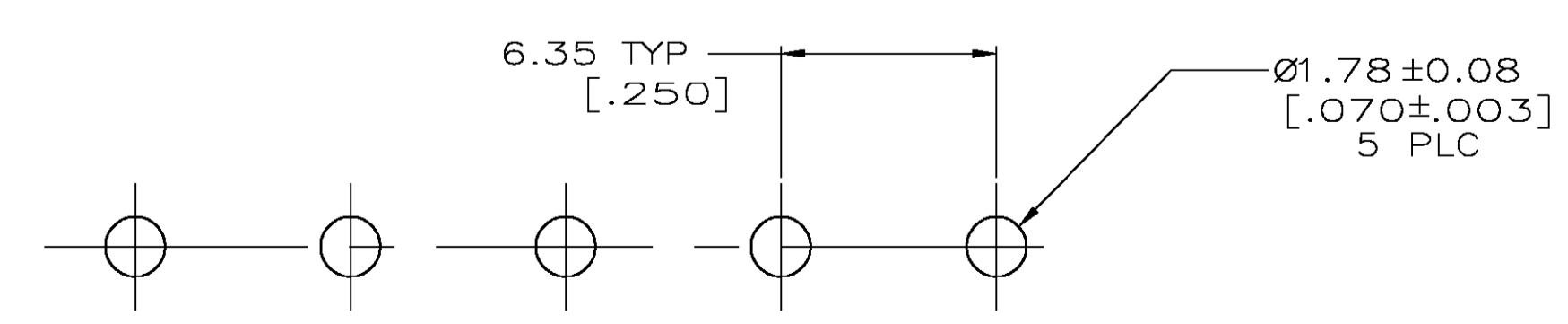


- PARTS COMPLY TO AMP SOLDERABILITY SPECIFICATION 109-11-3.
- CONTACT IS PLATED OVERALL WITH 0.00127 [.000050] NICKEL, THEN 0.00076 [.000030] GOLD OVER CONTACT LENGTH INDICATED AND MATTE TIN LEAD ON SOLDER TAIL END.
- CIRCUIT IDENTIFICATION CHARACTERS ARE ADJACENT TO THE INDICATED CAVITIES, BUT LOCATION AND ORIENTATION MAY DIFFER FROM PRINT.
- DIMENSIONS IN BRACKETS ARE IN INCHES.
- CONTACT IS PLATED OVERALL WITH 0.00127 [.000050] NICKEL, THEN 0.00076 [.000030] GOLD OVER CONTACT LENGTH INDICATED AND MATTE TIN ON SOLDER TAIL END.



3-DIMENSIONAL MODEL NTS



RECOMMENDED MOUNTING HOLE PATTERN FOR 1.57 [.062] THICK P.C. BOARD

PHOSPHOR BRONZE, GOLD	NYLON,UL94V-0,WHITE	640901-3
PHOSPHOR BRONZE, PRE-TIN	NYLON,UL94V-0,RED	1-640901-2
PHOSPHOR BRONZE, GOLD	NYLON,UL94V-0,WHITE	640901-2
PHOSPHOR BRONZE, PRE-TIN	NYLON,UL94V-0,WHITE	640901-1
CONTACT MATERIAL AND FINISH	HOUSING MATERIAL	PART NUMBER



THIS DRAWING IS A CONTROLLED DOCUMENT.

DIMENSIONS: mm [INCHES]	TOLERANCES UNLESS OTHERWISE SPECIFIED:	0 PLC ± -	1 PLC ± -	2 PLC ± 0.13 [.005]	3 PLC ± -	4 PLC ± -	ANGLES ± 0.30°	FINISH SEE TABLE	MATERIAL SEE TABLE	WEIGHT -	SIZE A1	CAGE CODE 00779	DRAWING NO. 640901	RESTRICTED TO -
CUSTOMER DRAWING										SCALE 5:1	SHEET 1 OF 1	REV N		

DYN B LEWIS 10-05-98
 CLK R SWING 10-05-98
 APVD M TRULL 10-05-98
 NAME: SOCKET HEADER ASSEMBLY, 5 CIRCUIT UNIVERSAL MATE-N-LOK™
 Tyco Electronics Corporation, Greensboro, NC 27409