

HO Martin Walside
929 920

TYPE B CONSTRUCTION

Type B cases are of clip together design for fast and convenient assembly requirements. Consisting of 3 plan areas, these add 9 more sizes to the Patina® plastic case range. To open the case, the wall is flexed, allowing the catch to be disengaged.

Bosses are provided in the top and base mouldings to allow horizontal board mounting. Guides are moulded into the case sides to give vertical / motherboard mounting.

MATERIAL SPECIFICATION

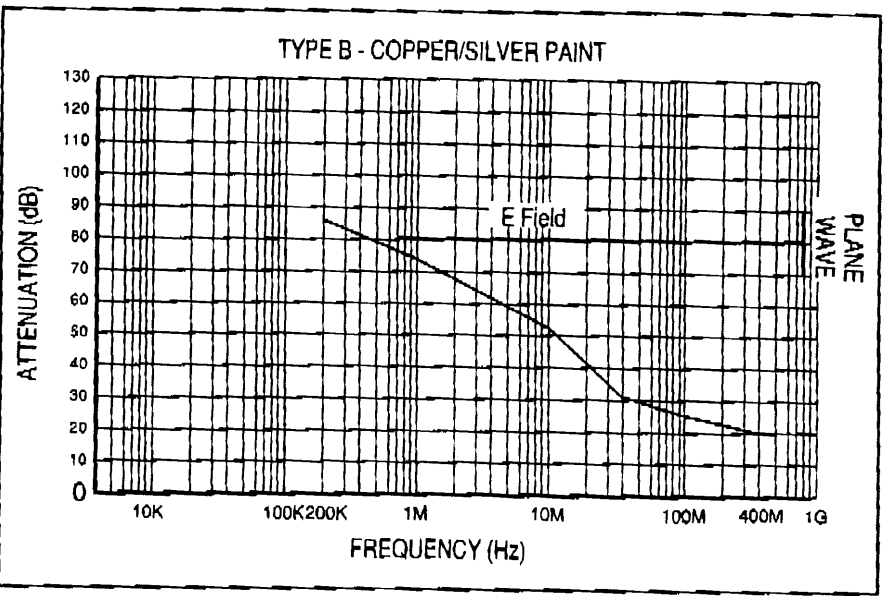

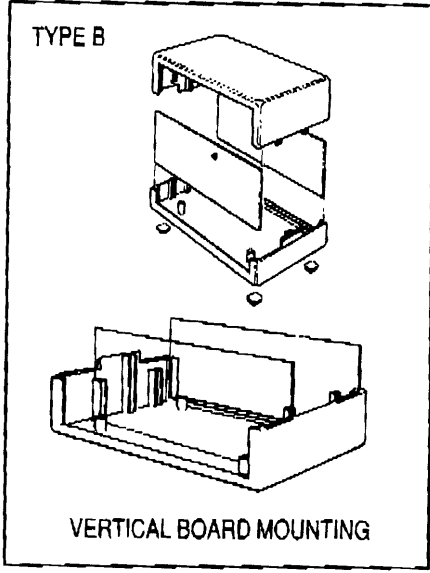
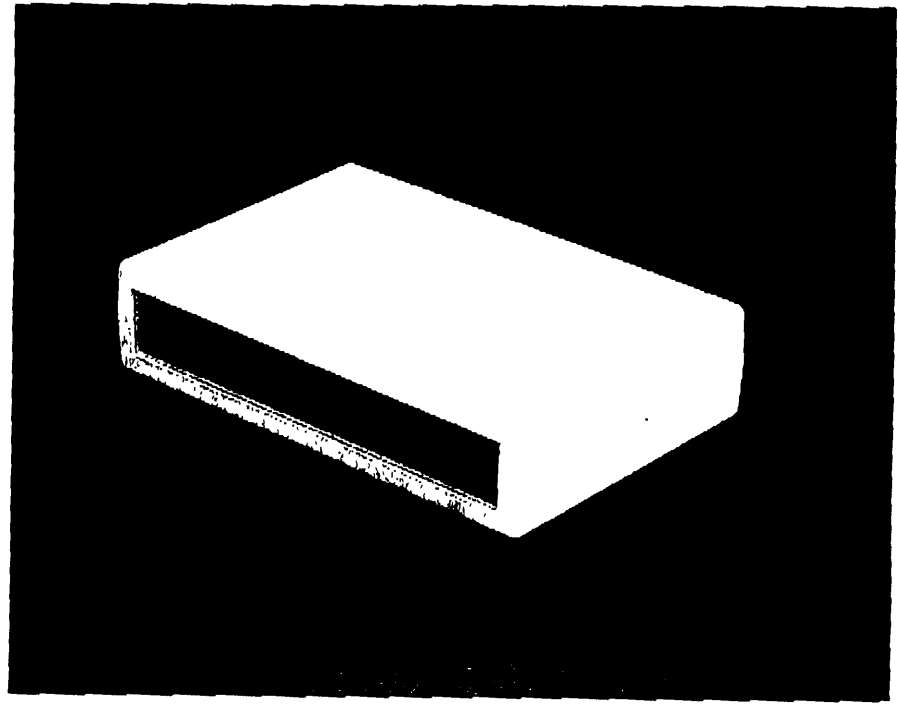
- Top and Base mouldings : High impact ABS
- Flammability : UL94-V0
- Colour : RAL 7035, Light grey
- Front and Rear panels : Satin anodised aluminium 1.6mm
- Temperature range : -40 C to +80 C
- PCB mounting screws : No.4 pozidrive self tapping
- Feet (4 self adhesive) : Rubber (RAL 7037 Grey)

CONTENTS OF KIT

- 1 Top moulding
- 1 Base moulding
- 4 PCB mounting screws
- 4 Rubber feet
- 2 Front/Rear panels
- 4 Fixing screws (Type A)

EMC Patina® Range

We can offer the entire range of Patina® cases with an EMC coating, which provides very reliable shielding properties. We use a copper/silver loaded paint which provides a durable conductive finish, selectively on the inner surface of the case. Typical attenuation figures are >60dB at 1MHz to >20dB at 1GHz, but it is always recommended that equipment is tested to meet the current CE marking requirements.



TYPES A AND B CASES

TYPE A

PLAN VIEW OF BASE AND TOP

Key
 X - Board mounting pillars for self-tapping screws
 * - Board mounting pillars for eurocards
 Y - Full height corner pillars
 Z - Integrally moulded guide slots for vertically mounted boards

Ordering Information

TYPE A CASES (SINGLE EUROCARD COMPATIBLE)

Dimensions														Dimensions of vertically mounted boards	Order code
A	B	C	D	E	F	G	H	J	K	L	M	N	P		
205,0	140,0	40,0	199,0	132,0	34,0	189,0	24,0	20,0	152,0	65,0	94,2	88,9	114,3	25,6 x 199,0	75-265738B
		75,0			59,0		20,0	60,6 x 199,0						75-265739K	
		110,0			94,0		55,0	95,6 x 199,0						75-265740L	

TYPE B

PLAN VIEW OF BASE AND TOP

Side
 Plan view of base
 X - Board mounting pillars for self-tapping screws
 Z - Integrally moulded guide slots for vertically mounted boards

Ordering information

TYPE B CASES

Dimensions											Dimensions of vertically mounted boards	Order code
A	B	C	D	E	F	G	H	J	K	L		
180,0	120,0	40,0	174,0	112,0	34,0	164,0	24,0	20,0	114,3	94,2	33,4 x 174,0	75-265741H
		65,0			59,0		49,0	20,0			58,4 x 174,0	75-265742E
		90,0			84,0		74,0	45,0			63,4 x 174,0	75-265743B
154,0	85,0	40,0	148,0	77,0	34,0	136,0	24,0	20,0	99,1	53,3	33,4 x 148,0	75-265744A
		60,0			54,0		44,0	20,0			53,4 x 148,0	75-265745G
		80,0			74,0		64,0	40,0			72,4 x 148,0	75-265746D

TYPE B

PLAN VIEW OF BASE AND TOP

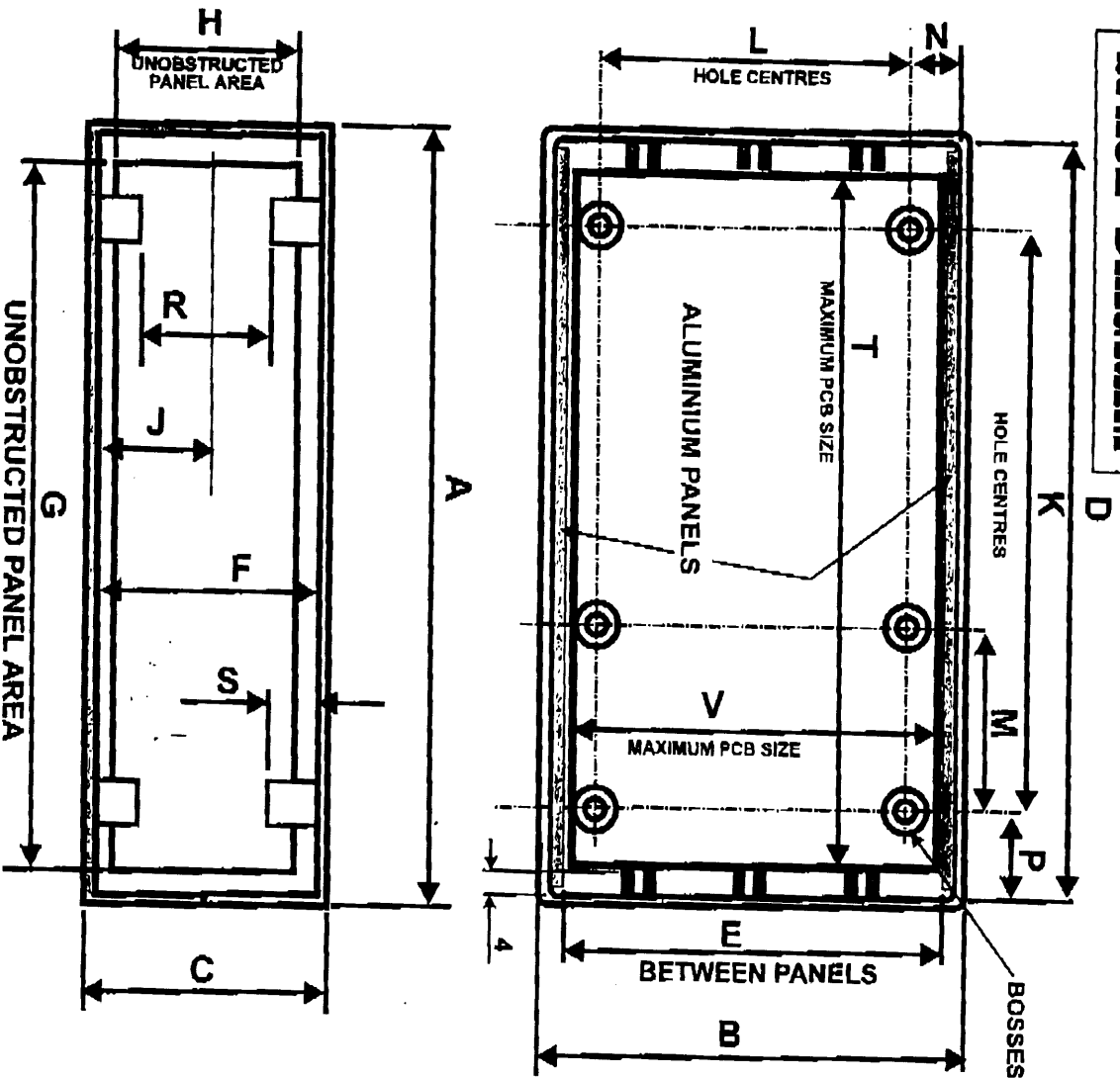
X - Board mounting pillars for self-tapping screws
 Z - Integrally moulded guide slots for vertically mounted boards

Ordering information

TYPE B CASES

Dimensions												Dimensions of vertically mounted boards	Order code
A	B	C	D	E	F	G	H	J	K	L	M		
125,0	65,0	30,0	119,0	58,2	24,0	113,0	18,0	15,0	91,5	45,75	33,0	23,5 x 117,0	75-265747A
		40,0			34,0		28,0	15,0				33,5 x 117,0	75-265748J
		50,0			44,0		38,0	25,0				43,5 x 117,0	75-265749F

SPACE DIAGRAM



MATERIAL FLAME RETARDANT ABS TO UL 94-V0
COLOUR RAL 7035 LIGHT GREY

ASSUME CASE IS ASSEMBLED
SO THAT THE SMALLER PART IS
AT THE BOTTOM

VERO ORDER CODE	A	B	C	D	E	F	G	H	I	J	K	L	M	N	P	R	S	T
75-265741H	180	120	40	174	113	34	163	23	17	114	94	0	11	30	18	9	182	1
75-265742E	180	120	55	174	113	59	163	48	17	114	94	0	11	30	41	9	162	1
75-2657439	180	120	90	174	113	84	163	73	42	114	94	0	11	30	68	9	162	1
75-265744A	155	85	40	147	76	33	137	23	17	99	53	0	13	24	15	9	136	1
75-265745G	155	85	60	147	76	53	137	43	17	99	53	0	13	24	35	9	136	1
75-265746D	155	85	80	147	76	73	137	63	37	99	53	0	13	24	55	9	136	72
75-265747A	125	65	30	118	58	23	113	18	12	91	46	33	8	14	13	5	109	52
75-265748J	125	65	40	118	58	33	113	28	12	91	46	33	8	14	23	5	109	52
75-265749F	125	65	50	118	58	43	113	38	22	91	46	33	8	14	33	5	109	52

* THE MAXIMUM PCB SIZE IS RESTRICTED BY ABOUT 4 mm
TO ALLOW THE WALLS OF THE BOX TO DEFLECT INWARDS
WHEN THE TWO HALVES OF THE CASE ARE SNAPPED TOGETHER.

PATINA CASES TYPE B

NOT TO SCALE

