



Terminals & Splices > Splices



Wire Size: .5 – 2.5 mm²

Sealable: No

Splice Capacity: 4

Splice Features: Standard

Features

Product Type Features

Sealable	No
Splice Type	Closed End Splice
Serrated	No
Compatible With Discrete Wire Type	Solid
Wire Insulation Support Retention Type	Non-Insulation Support

Configuration Features

Number of Conductors	1
Splice Capacity	4
Compatible With Wire & Cable Type	Discrete Wire

Electrical Characteristics

Voltage (Max)	600 VAC
Operating Voltage	450V (IEC) / 600V (UL)
Current Rating	24 A

Body Features

Weight per Piece	1.6 g
Splice Features	Standard
Primary Product Color	Yellow

Mechanical Attachment



Wire Insulation Support	Without
-------------------------	---------

Dimensions

Profile Height	16 mm
Material Width	7.5 mm
Wire Size	.5 – 2.5 mm²
Overall Product Length	19.3 mm

Usage Conditions

Insulation Option	Fully Insulated
Operating Temperature Range	105 °C[221 °F]

Operation/Application

Heavy Duty	No
------------	----

Industry Standards

Agency/Standard	CSA, IEC, UL
CSA Certified	Yes
Agency/Standard Number	IEC 60988-2-2, UL 486C
Government Qualified Splice	No

Packaging Features

Packaging Quantity	100
Packaging Method	Bag

Product Compliance

[For compliance documentation, visit the product page on TE.com>](#)

EU RoHS Directive 2011/65/EU	Compliant
EU ELV Directive 2000/53/EC	Compliant
China RoHS 2 Directive MIIT Order No 32, 2016	No Restricted Materials Above Threshold
EU REACH Regulation (EC) No. 1907/2006	Current ECHA Candidate List: JUNE 2022 (224) Candidate List Declared Against: JUNE 2022 (224) Does not contain REACH SVHC
Halogen Content	Low Halogen - Br, Cl, F, I < 900 ppm per homogenous material. Also BFR/CFR/PVC Free
Solder Process Capability	Not reviewed for solder process capability



Product Compliance Disclaimer

This information is provided based on reasonable inquiry of our suppliers and represents our current actual knowledge based on the information they provided. This information is subject to change. The part numbers that TE has identified as EU RoHS compliant have a maximum concentration of 0.1% by weight in homogenous materials for lead, hexavalent chromium, mercury, PBB, PBDE, DBP, BBP, DEHP, DIBP, and 0.01% for cadmium, or qualify for an exemption to these limits as defined in the Annexes of Directive 2011/65/EU (RoHS2). Finished electrical and electronic equipment products will be CE marked as required by Directive 2011/65/EU. Components may not be CE marked. Additionally, the part numbers that TE has identified as EU ELV compliant have a maximum concentration of 0.1% by weight in homogenous materials for lead, hexavalent chromium, and mercury, and 0.01% for cadmium, or qualify for an exemption to these limits as defined in the Annexes of Directive 2000/53/EC (ELV). Regarding the REACH Regulation, the information TE provides on SVHC in articles for this part number is based on the latest European Chemicals Agency (ECHA) ‘Guidance on requirements for substances in articles’ posted at this URL: <https://echa.europa.eu/guidance-documents/guidance-on-reach>

Compatible Parts



TE Part # 1SET211001R0000
ISP025-2



TE Part # 1SET211002R0000
ISP025-3




TE Part # 1SET211004R0000
ISP025-5




TE Part # 1SET211005R0000
ISP025-6


Customers Also Bought




TE Part #DT04-2P
DEUTSCH DT Series Housings & Connectors




TE Part #W2S
DEUTSCH DT WEDGELOCKS




TE Part #282104-1
AMP SUPERSEAL 1.5MM, CONNECTOR HOUSING



TE Part #206070-8
CABLE CLAMP KIT #17



TE Part #281934-2
SINGLE WIRE SEAL



TE Part #0460-202-16141
DEUTSCH SOLID CONTACTS

Documents

Product Drawings

ISP025-4

English



CAD Files

3D PDF

3D

Customer View Model

ENG_CVM_CVM_1SET211003R0000_A3.2d_dxf.zip

English

Customer View Model

ENG_CVM_CVM_1SET211003R0000_A3.3d_igs.zip

English

Customer View Model

ENG_CVM_CVM_1SET211003R0000_A3.3d_stp.zip

English

By downloading the CAD file I accept and agree to the [Terms and Conditions](#) of use.

Datasheets & Catalog Pages

Infographic - entrelec ews-linecard

English

Datasheet - ENTRELEC Push-In Connectors

English

Datasheet - ENTRELEC Push-In Connectors

French

Datasheet - ENTRELEC Push-In Connectors

Essential Entrelec Terminal Blocks

French

Essential Entrelec Terminal Blocks

English

Agency Approvals

UL

English