

LQH66SN470M03#

“#” indicates a package specification code.

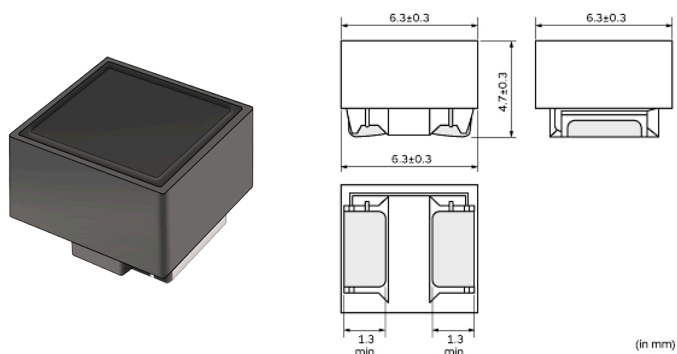
Closed Magnetic Circuit



< List of part numbers with package codes >

LQH66SN470M03K LQH66SN470M03L

Appearance & Shape



References

Packaging	Specifications	Standard Packing Quantity
K	330Embossed Tape	1500
L	180Embossed Tape	350

Mass (typ.)	
1 piece	0.71g

Notices

When rated current is applied to the products, inductance will be within $\pm 10\%$ of initial inductance value. When rated current is applied to the products, the temperature rise caused by self-generated heat shall be limited to 40°C max.

Attention

1.This datasheet is downloaded from the website of Murata Manufacturing Co., Ltd. Therefore, it's specifications are subject to change or our products in it may be discontinued without advance notice. Please check with our sales representatives or product engineers before ordering.

2.This datasheet has only typical specifications because there is no space for detailed specifications.

Therefore, please review our product specifications or consult the approval sheet for product specifications before ordering.

LQH66SN470M03#

“#” indicates a package specification code.



Specifications

L size	6.3±0.3mm
W size	6.3±0.3mm
T size	4.7±0.3mm
Size code inch (mm)	2525 (6363)
Inductance	47μH±20%
Inductance Test Frequency	1MHz
Rated current (Itemp) (Based on Temperature rise)	0.76A
Max. of DC resistance	0.238Ω
Class of magnetic shield	Ferrite Core
Self resonance frequency (min.)	10MHz
Operating Temperature Range(Self-temperature rise is not included)	-40°C to 80°C
Brand	Murata
DC Resistance Intermediate Values	0.17Ω±40%
Series	LQH66SN_03

Attention

1.This datasheet is downloaded from the website of Murata Manufacturing Co., Ltd. Therefore, it's specifications are subject to change or our products in it may be discontinued without advance notice. Please check with our sales representatives or product engineers before ordering.

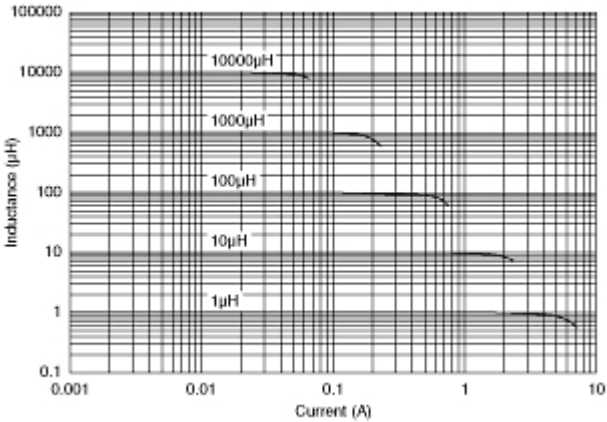
2.This datasheet has only typical specifications because there is no space for detailed specifications.

Therefore, please review our product specifications or consult the approval sheet for product specifications before ordering.

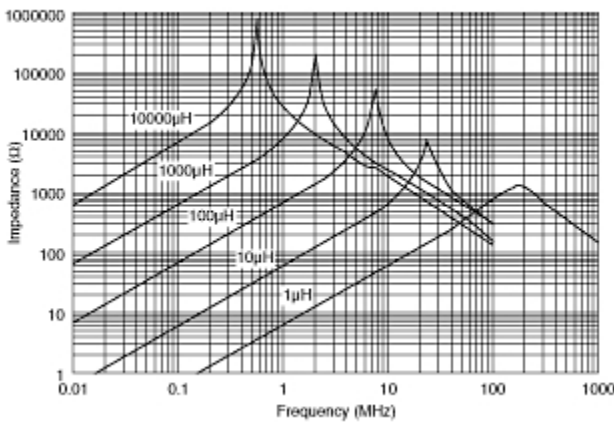
LQH66SN470M03#

“#” indicates a package specification code.

Characteristic Data



Impedance - Current Characteristics



Impedance - Frequency Characteristics

Attention

- 1.This datasheet is downloaded from the website of Murata Manufacturing Co., Ltd. Therefore, it's specifications are subject to change or our products in it may be discontinued without advance notice. Please check with our sales representatives or product engineers before ordering.
- 2.This datasheet has only typical specifications because there is no space for detailed specifications.
Therefore, please review our product specifications or consult the approval sheet for product specifications before ordering.