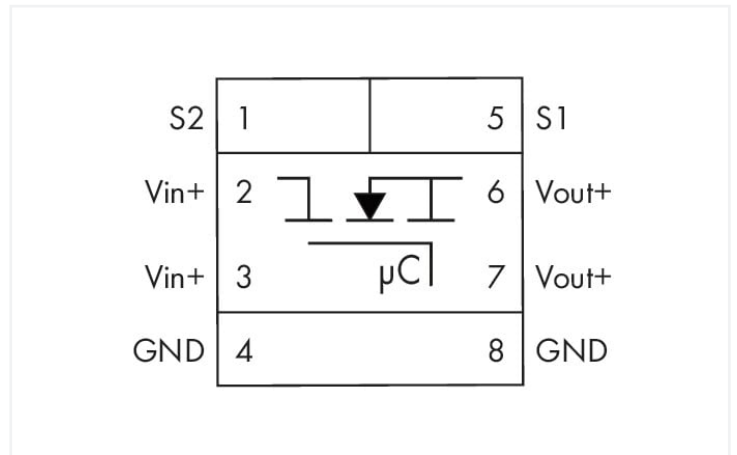
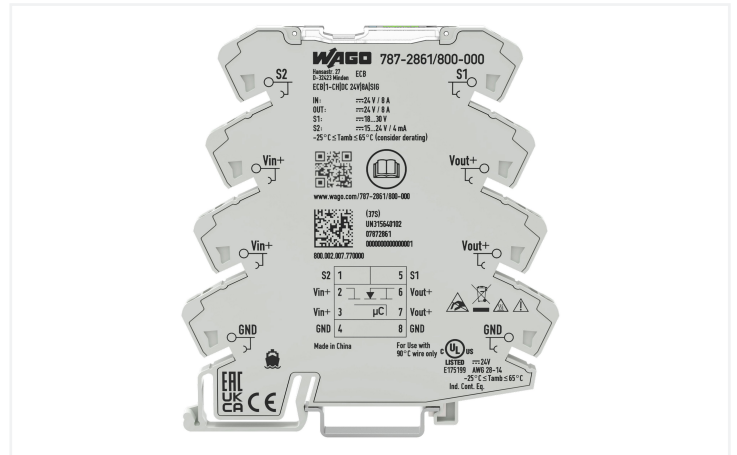
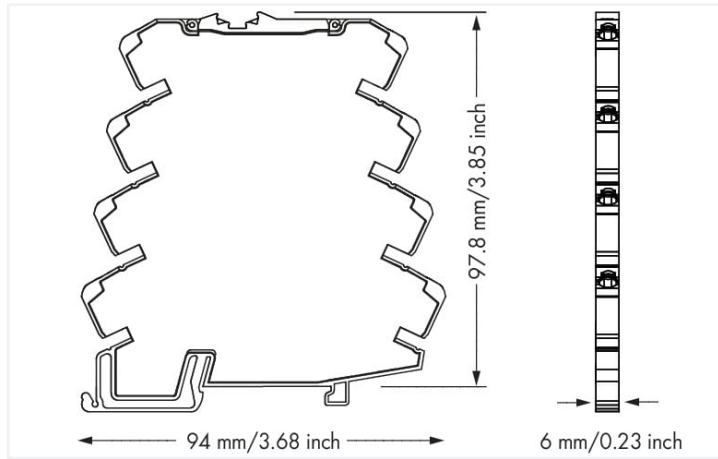


<https://www.wago.com/787-2861/800-000>





Dimensions in mm

Features:

- Space-saving ECB with one channel
- Reliably and safely trips in the event of an overload and short circuit on the secondary side
- Switch-on capacity > 50,000 μF
- Enables the use of an economical, standard power supply
- Minimizes wiring via two voltage outputs and maximizes commoning options on both input and output sides (e.g., commoning of the output voltage on 857 and 2857 Series devices)
- Status signal – adjustable as single or group message
- Reset, switch on/off via remote input or local switch
- Prevents power supply overload due to total inrush current thanks to time-delayed switching on during interconnected operation

Technical data**Input**

Nominal input voltage $U_{i, \text{nom}}$	DC 24 V
Input voltage range	DC 18 ... 30 V

Output

Total number of channels (module)	1
Nominal output voltage $U_{o, \text{nom}}$	1 x DC 24 V
Output voltage range	DC 18 ... 30 V (U_e – voltage drop)
Voltage drop	≤ 25 mV (8 A)
Nominal output current $I_{o, \text{nom}}$	1 x 8 A (fixed setting)
Switch-on capacity	
Switch-on behavior	Time-delayed channel switching (load-dependent, min. 170 ms/max. 500 ms)
Active current limitation	No

Signaling and communication

Signaling	1 x Status LED (green/yellow/red/blue) 1 x Control input 1 x Active signal output (U_r , max. 4 mA)
Operation status indicator	Green LED (channel OK) Red LED (tripped channel)
Remote input	18 ... 30 VDC signal, switches on/off and resets the channel

Efficiency/power losses

Power loss P_I	≤ 0.36 W
Efficiency (typ.)	96 %

Circuit protection

Internal fuse	T 15 A
---------------	--------

Safety and protection

Isolation voltage (connectors – housing)	DC 0.5 kV
Protection class	III
Protection type	IP20; per EN 60529
Reverse voltage protection	No
Pollution degree	2
Transient suppression (primary)	Suppressor diode (33 V)
Parallel operation of single channels	Not permitted
Series operation	No
MTBF	1,245,816 h (per MIL-HDBK-217F2)

Connection data

Number of jumper slots	8
Connection technology	Push-in CAGE CLAMP®
WAGO connector	WAGO 857 Series
Solid conductor	0.08 ... 2.5 mm ² / 28 ... 14 AWG
Fine-stranded conductor	0.34 ... 2.5 mm ² / 22 ... 14 AWG
Strip length	9 ... 10 mm / 0.35 ... 0.39 inches

Physical data

Width	6 mm / 0.236 inches
Height from upper-edge of DIN-rail	97.8 mm / 3.85 inches
Depth	94 mm / 3.701 inches

Mechanical data

Mounting type	DIN-35 rail
---------------	-------------

Material data

Fire load	0 MJ
Weight	34 g

Environmental requirements

Ambient temperature (operation)	-25 ... +65 °C (Device starts at -40 °C (type-tested); derating must be observed)
Ambient temperature (storage)	-40 ... +85 °C
Relative humidity	10 ... 95 % (no condensation permissible)
Derating	See instruction manual

Standards and specifications

Conformity marking	CE
Standards/specifications	EN 61000-6-2 EN 61000-6-3 UL 61010-2-201 DNV

Commercial data	
eCl@ss 10.0	27-37-18-02
eCl@ss 9.0	27-37-18-02
ETIM 8.0	EC001440
ETIM 7.0	EC001440
PU (SPU)	1 pcs
Packaging type	Bag
Country of origin	CN
GTIN	4066966241761
Customs tariff number	85363010900

Approvals / Certificates

General approvals

Approvals for marine applications



Approval	Standard	Certificate Name
EAC Brjansker Zertifizierungs- stelle	TP TC 020/2011	EAC_Certificate_RU_C- DE.AM02.B.00115_19
UL Underwriters Laboratories Inc. (ORDINARY LOCATI- ONS)	UL 2367,UL 61010-2-201	E175199 Vol.3 Sec.2 Se- ries 0787 ECB

Approval	Standard	Certificate Name
DNV DNV Germany GmbH	DNV-CG-0339,Aug.2021	TAA00001D1

Downloads

Environmental Product Compliance

Compliance Search
Environmental Product Compliance 787-2861/800-000 ↓

Documentation

Manual			
Product Manual Elec- tronic Circuit Breaker	V 1.3.1 16.12.2019	pdf 2933.00 KB	↓

Bid Text			
787-2861/800-000	03.07.2019	xml 7.09 KB	↓
787-2861/800-000	02.07.2019	docx 33.84 KB	↓

Instruction Leaflet			
Electronic Circuit Brea- ker	V 2.0.0 27.02.2023	pdf 3477.29 KB	↓

CAD/CAE-Data

CAD data

2D/3D Models
787-2861/800-000

CAE data

EPLAN Data Portal
787-2861/800-000

ZUKEN Portal
787-2861/800-000

1 Compatible Products

1.1 Optional Accessories

1.1.1 Ferrule

1.1.1.1 Ferrule



Item No.: 216-241
Ferrule; Sleeve for 0.5 mm² / 20 AWG; insulated; electro-tin plated; electrolytic copper; gastight crimped; acc. to DIN 46228, Part 4/09.90; white

Item No.: 216-242
Ferrule; Sleeve for 0.75 mm² / 18 AWG; insulated; electro-tin plated; electrolytic copper; gastight crimped; acc. to DIN 46228, Part 4/09.90; gray

Item No.: 216-243
Ferrule; Sleeve for 1 mm² / AWG 18; insulated; electro-tin plated; electrolytic copper; gastight crimped; acc. to DIN 46228, Part 4/09.90; red

Item No.: 216-244
Ferrule; Sleeve for 1.5 mm² / AWG 16; insulated; electro-tin plated; electrolytic copper; gastight crimped; acc. to DIN 46228, Part 4/09.90; black

1.1.2 Jumper

1.1.2.1 Jumper



Item No.: 859-410/000-006
Jumper; for jumper slot; 10-way; insulated; blue

Item No.: 859-410
Jumper; for jumper slot; 10-way; insulated; light gray

Item No.: 859-410/000-005
Jumper; for jumper slot; 10-way; insulated; red

Item No.: 859-410/000-029
Jumper; for jumper slot; 10-way; insulated; yellow



Item No.: 859-402/000-006
Jumper; for jumper slot; 2-way; insulated; blue

Item No.: 859-402
Jumper; for jumper slot; 2-way; insulated; light gray

Item No.: 859-402/000-005
Jumper; for jumper slot; 2-way; insulated; red

Item No.: 859-402/000-029
Jumper; for jumper slot; 2-way; insulated; yellow



Item No.: 859-403/000-006
Jumper; for jumper slot; 3-way; insulated; blue

Item No.: 859-403
Jumper; for jumper slot; 3-way; insulated; light gray

Item No.: 859-403/000-005
Jumper; for jumper slot; 3-way; insulated; red

Item No.: 859-403/000-029
Jumper; for jumper slot; 3-way; insulated; yellow



Item No.: 859-404/000-006
Jumper; for jumper slot; 4-way; insulated; blue

Item No.: 859-404
Jumper; for jumper slot; 4-way; insulated; light gray

Item No.: 859-404/000-005
Jumper; for jumper slot; 4-way; insulated; red

Item No.: 859-404/000-029
Jumper; for jumper slot; 4-way; insulated; yellow



Item No.: 859-405/000-006
Jumper; for jumper slot; 5-way; insulated; blue

Item No.: 859-405
Jumper; for jumper slot; 5-way; insulated; light gray

Item No.: 859-405/000-005
Jumper; for jumper slot; 5-way; insulated; red

Item No.: 859-405/000-029
Jumper; for jumper slot; 5-way; insulated; yellow



Item No.: 859-406/000-006
Jumper; for jumper slot; 6-way; insulated; blue

Item No.: 859-406
Jumper; for jumper slot; 6-way; insulated; light gray

Item No.: 859-406/000-005
Jumper; for jumper slot; 6-way; insulated; red

Item No.: 859-406/000-029
Jumper; for jumper slot; 6-way; insulated; signal yellow



Item No.: 859-407/000-006
Jumper; for jumper slot; 7-way; insulated; blue

Item No.: 859-407
Jumper; for jumper slot; 7-way; insulated; light gray

Item No.: 859-407/000-005
Jumper; for jumper slot; 7-way; insulated; red

Item No.: 859-407/000-029
Jumper; for jumper slot; 7-way; insulated; yellow



1.1.2.1 Jumper



Item No.: 859-408/000-006

Jumper; for jumper slot; 8-way; insulated; blue



Item No.: 859-408

Jumper; for jumper slot; 8-way; insulated; light gray



Item No.: 859-408/000-005

Jumper; for jumper slot; 8-way; insulated; red



Item No.: 859-408/000-029

Jumper; for jumper slot; 8-way; insulated; yellow



Item No.: 859-409/000-006

Jumper; for jumper slot; 9-way; insulated; blue



Item No.: 859-409

Jumper; for jumper slot; 9-way; insulated; light gray



Item No.: 859-409/000-005

Jumper; for jumper slot; 9-way; insulated; red



Item No.: 859-409/000-029

Jumper; for jumper slot; 9-way; insulated; yellow

1.1.3 Marking

1.1.3.1 Marker



Item No.: 793-5501

WMB marking card; as card; for terminal block width 5 - 17.5 mm; stretchable 5 - 5.2 mm; plain; snap-on type; white



Item No.: 793-502

WMB marking card; as card; MARKED; 1 ... 10 (10x); not stretchable; Horizontal marking; snap-on type; white



Item No.: 793-566

WMB marking card; as card; MARKED; 1 ... 50 (2x); not stretchable; Horizontal marking; snap-on type; white



Item No.: 793-503

WMB marking card; as card; MARKED; 11 ... 20 (10x); not stretchable; Horizontal marking; snap-on type; white



Item No.: 793-504

WMB marking card; as card; MARKED; 21 ... 30 (10x); not stretchable; Horizontal marking; snap-on type; white



Item No.: 793-505

WMB marking card; as card; MARKED; 31 ... 40 (10x); not stretchable; Horizontal marking; snap-on type; white



Item No.: 793-506

WMB marking card; as card; MARKED; 41 ... 50 (10x); not stretchable; Horizontal marking; snap-on type; white



Item No.: 793-501

WMB marking card; as card; not stretchable; plain; snap-on type; white



Item No.: 2009-115

WMB-Inline; for Smart Printer; 1500 pieces on roll; stretchable 5 - 5.2 mm; plain; snap-on type; white

1.1.3.2 Marking strip



Item No.: 2009-110

Marking strips; for Smart Printer; on reel; not stretchable; plain; snap-on type; white

1.1.4 Tool

1.1.4.1 Operating tool



Item No.: 210-720

Operating tool; Blade: 3.5 x 0.5 mm; with a partially insulated shaft; multicoloured