

H SERIES SNAP-IN ROCKER SWITCHES

B



FEATURES

- Higher power load ratings.
- Single and double pole models with smooth action and tactile response.
- Bezels, actuators & lenses available in a wide range of colors.
- Unique double rocker design with integral illumination.
- .248" (6.3mm) solder lug/quick-connect terminals.
- Choice of 125 or 250 volt neon indicator lamp.
- Illuminated and non-illuminated models.

SPECIFICATIONS

Contact ratings:	16 amps (resistive) at 250VAC, 4 amps inductive at 250VAC
Electrical life:	10,000 operations min. at full load
Mechanical life:	100,000 operations
Maximum working temperature:	+85°C

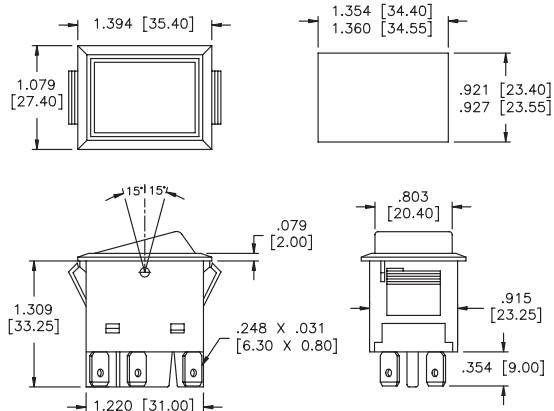
MATERIALS

Contacts:	90% silver, 10% cadmium
Terminals:	Silver plated brass
Armature:	Silver plated copper
Actuator:	Polycarbonate or ABS
Body:	Polyester
Bezel:	Polycarbonate
Lens:	Polycarbonate



SINGLE POLE MODEL NO.	DOUBLE POLE MODEL NO.	CIRCUIT
H11CG1R1	H21CG1R1	ON-OFF
H12CG1R1	H22CG1R1	ON-ON

Above models have silk chrome actuator, gun metal bezel, red lens and 125V neon lamp with resistor wired in series (see wiring diagrams). See order guide for other models.



SPECIFICATIONS SUBJECT TO CHANGE WITHOUT NOTICE

New!

H SERIES SNAP-IN ROCKER SWITCHES

'BUILD YOUR OWN SWITCH' ORDER GUIDE

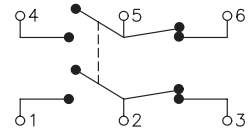
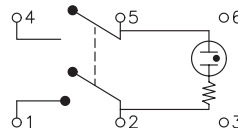
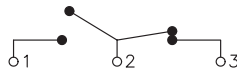
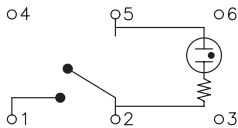
Fill in boxes with selections shown for complete model number.
 Allowable options are shown below each respective box.
 Note 'NONE' indicates box may be left empty.

Series	Number of poles	Electrical function	Actuator color	Bezel color	Terminal type	Lens color	Lamp voltage
H	<input type="checkbox"/>	<input type="checkbox"/>	<input type="checkbox"/>	<input type="checkbox"/>	<input type="checkbox"/>	<input type="checkbox"/>	<input type="checkbox"/>
	1 Single 2 Double	1 ON/OFF 2 ON/ON Other functions on request	A White B Black C Chrome G Gun Metal Other colors on request	A White B Black G Gun Metal	1 Solder lug/ Quick-connect	NONE A Amber G Green R Red Illuminated switches only.	NONE 1 125V 2 250V Illuminated switches only.

Example of completely specified model number:

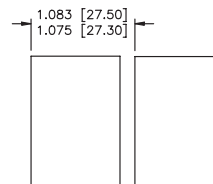
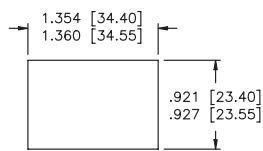
H11BB1R1

WIRING DIAGRAMS



Illuminated single pole Non-illuminated single pole Illuminated double pole Non-illuminated double pole

PANEL CUT-OUT & MINIMUM RECOMMENDED SPACING FOR ADJACENT SWITCHES



SPECIFICATIONS SUBJECT TO CHANGE WITHOUT NOTICE

B