Alle Rechte vorbehalten/ All rights reserved

Y
(Lochbild)
(board drillings)

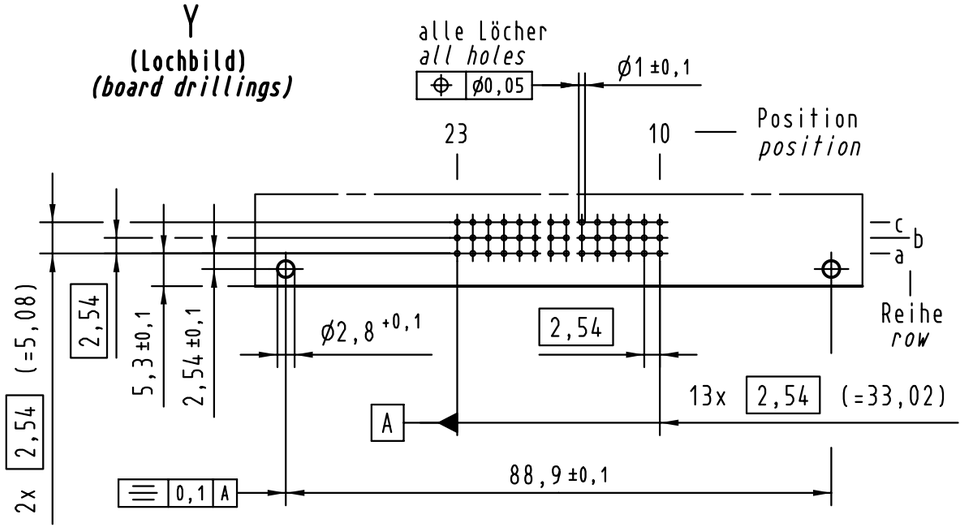

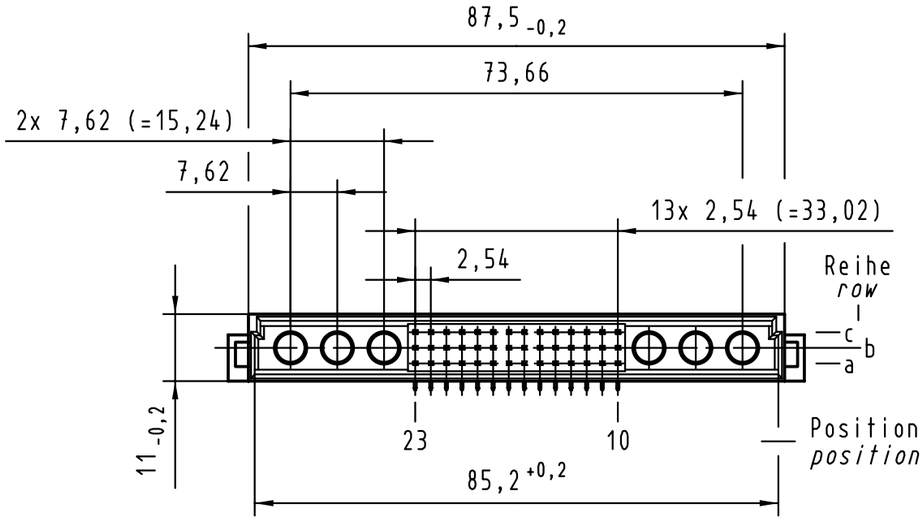

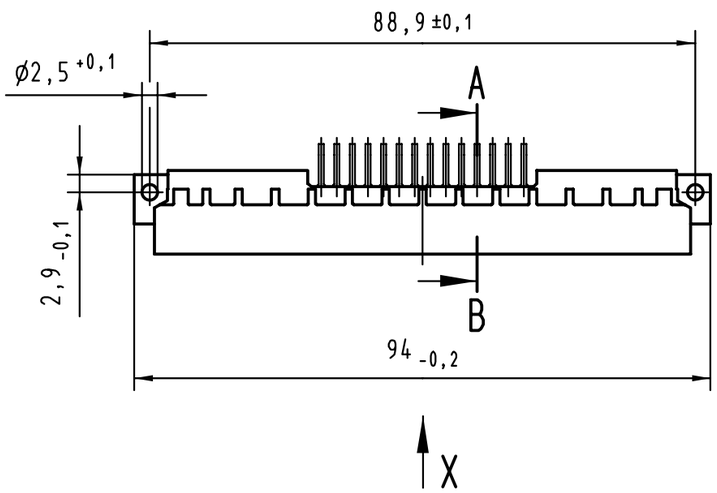

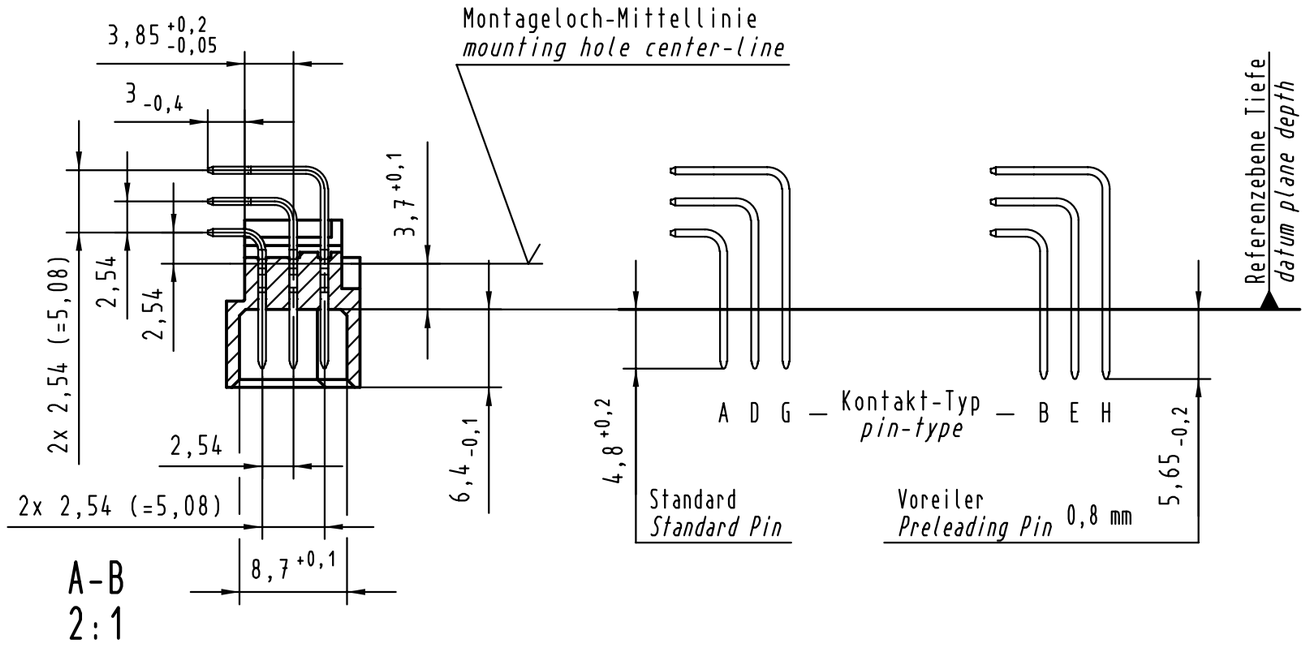

A-B
2:1

X Kontaktbelegung
contact loading

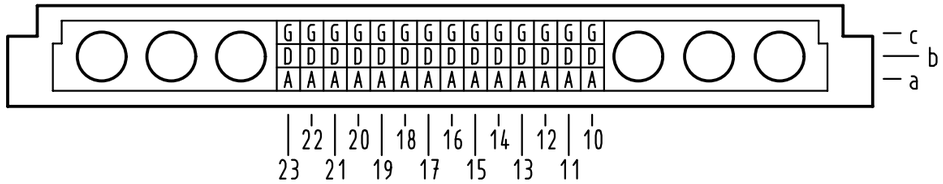

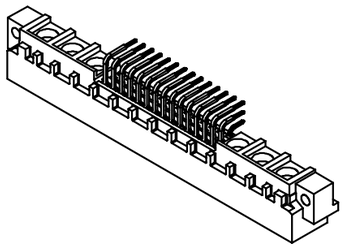

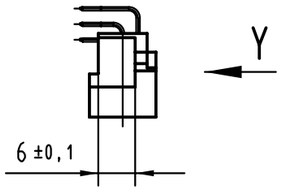

09 03 142 5901	–	min.0,76µm (30µin) Au über/over min.1,27µm (50µin) Ni
09 03 142 7901	3	Au über/over Ni
09 03 142 6901	2	Au über/over Ni
09 03 142 2901	1	Au über/over Ni
Bestell-Nr. *Part-No.*	Anforderungsstufe nach IEC *performance level per IEC*	Kontaktoberfläche *Contact Plating*

All Dimensions in mm
Original Size DIN A 3

Techn. Character.

Nicht tolerierte Maße/*Free size tolerances*
siehe / *see* IEC 603-2

	Dat.	Name
Detail.	24.07.01	Rie.
Insp.	24.07.01	Pa.
Stand.		

Maßstab/*Scale* 1:1 (2:1)

Bauform M42 Messerleiste
Einlöt , 42 pol.
type M42 male connector
solder , 42 pol.

Mod.	Dat.	Name
30016		

HARTING KGaA
D-32339 ESPELKAMP

TB 09 03 142 x901

Blatt/*page*

Sub.