

66564-8 ✓ ACTIVE

AMP | AMP Type III+


TE Internal #: 66564-8

Power Contacts, Contact, Precious Metal, 24 – 20 AWG Wire Size, .2 – .6 mm² Wire Size, Wire & Cable, Crimp, Power & Signal, Pin, AMP Type III+

[View on TE.com >](#)



Connectors > Power Connectors > Power Contacts > Strip Pin and Socket Contacts, Type III



Power Contact Type: **Contact**

Contact Mating Area Plating Material: **Precious Metal**

Wire Size: **.2 – .6 mm²**

Connector & Contact Terminates To: **Wire & Cable**

[All Strip Pin and Socket Contacts, Type III \(55\)](#)

Features

Product Type Features

Power Contact Type	Contact
Connector & Contact Terminates To	Wire & Cable

Contact Features

Contact Size	Size 16
Barrel Type	Open
Contact Mating Area Plating Material	Precious Metal
Contact Current Rating (Max)	13 A
Contact Type	Pin
Contact Retention Within Housing	With
Mating Pin Diameter	1.57 mm[.062 in]
Contact Base Material	Brass
Contact Mating Area Plating Material Thickness	.76 μm[30 μin]
Wire Contact Termination Area Plating Thickness	1.27 μm[50 μin]



Wire Contact Termination Area Plating Material	Tin
Wire Contact Termination Area Plating Material Finish	Bright
Contact Orientation	Straight
Contact Underplating Material	Nickel
Contact Underplating Material Thickness	1.27 µm[50 µin]

Termination Features

Termination Method to Wire & Cable	Crimp
------------------------------------	-------

Mechanical Attachment

Wire Insulation Support	With
-------------------------	------

Dimensions

Wire Size	.2 – .6 mm ²
Compatible Insulation Diameter Range	1.52 – 3.05 mm[.06 – .12 in]

Usage Conditions

Operating Temperature Range	-55 – 150 °C[-67 – 302 °F]
-----------------------------	----------------------------

Operation/Application

Circuit Application	Power & Signal
---------------------	----------------

Identification Marking

Contact Color Code	Yellow
--------------------	--------

Packaging Features

Packaging Quantity	4000
Packaging Method	Reel

Other

Power Connectors Comment	Contacts can only be used in Metrimate, Series 1 (Arr. 23-24), Series 4 (Arr. 23-13M, 23-16M, 23-22M), and VDE connectors.
--------------------------	--

Product Compliance

[For compliance documentation, visit the product page on TE.com>](#)

EU RoHS Directive 2011/65/EU	Compliant
EU ELV Directive 2000/53/EC	Compliant
China RoHS 2 Directive MIIT Order No 32, 2016	No Restricted Materials Above Threshold
EU REACH Regulation (EC) No. 1907/2006	Current ECHA Candidate List: JAN 2023 (233)



Candidate List Declared Against: JAN 2023 (233)


Does not contain REACH SVHC

Halogen Content	Low Halogen - Br, Cl, F, I < 900 ppm per homogenous material. Also BFR/CFR/PVC Free
Solder Process Capability	Not applicable for solder process capability

Product Compliance Disclaimer

This information is provided based on reasonable inquiry of our suppliers and represents our current actual knowledge based on the information they provided. This information is subject to change. The part numbers that TE has identified as EU RoHS compliant have a maximum concentration of 0.1% by weight in homogenous materials for lead, hexavalent chromium, mercury, PBB, PBDE, DBP, BBP, DEHP, DIBP, and 0.01% for cadmium, or qualify for an exemption to these limits as defined in the Annexes of Directive 2011/65/EU (RoHS2). Finished electrical and electronic equipment products will be CE marked as required by Directive 2011/65/EU. Components may not be CE marked. Additionally, the part numbers that TE has identified as EU ELV compliant have a maximum concentration of 0.1% by weight in homogenous materials for lead, hexavalent chromium, and mercury, and 0.01% for cadmium, or qualify for an exemption to these limits as defined in the Annexes of Directive 2000/53/EC (ELV). Regarding the REACH Regulation, the information TE provides on SVHC in articles for this part number is based on the latest European Chemicals Agency (ECHA) 'Guidance on requirements for substances in articles' posted at this URL: <https://echa.europa.eu/guidance-documents/guidance-on-reach>

Compatible Parts



TE Part # CAT-AM71-C83998C
Circular Plastic Connector, CMC Series 1



TE Part # CAT-AM71-C83998Y
One-Piece Connector, Sealed, CPC Series 1



TE Part # CAT-AM71-C83998J
Cable/Panel Mount Connector, CPC Series 1



TE Part # CAT-AM71-C83998K
Circular Connector, Environmentally Sealed, CPC Series 6



TE Part # 91542-1
CCII TYPE III+ PIN SKT 24-22 ASSY



TE Part # 200893-2
INSERTION TOOL CONT



TE Part # 539972-1
EXTRACTION TOOL



TE Part # 305183
EXTRACT TOOL TYPE 2 20-16



TE Part # 2-2151669-1
OCEAN-2.0-APPLICATOR-S-062F1200



TE Part # 2-2151669-2
OCEAN-2.0-APPLICATOR-S-062F1200A



TE Part # 2151669-1
OCEAN-2.0-APPLICATOR-S-062F1200



TE Part # 2151669-2
OCEAN-2.0-APPLICATOR-S-062F1200A



TE Part # 2305570-1
Strip Terminal Cutter-Side Feed-No Crimp



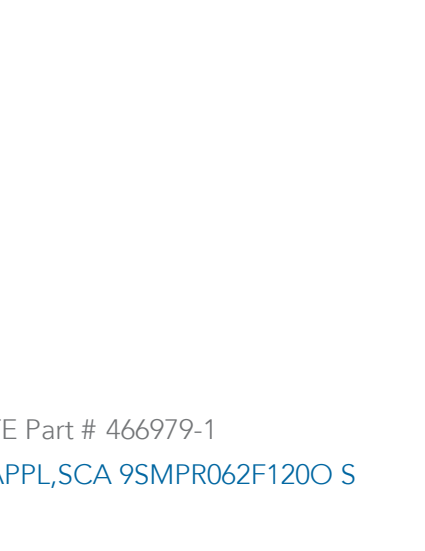
TE Part # 7-2151669-1
OCEAN-2.0-APPLICATOR-S-062F1200



TE Part # 7-2151669-2
OCEAN-2.0-APPLICATOR-S-062F1200A




TE Part # 7-2151669-7
OCEAN_2.0_SPARE_PART_KIT-062F1200




TE Part # 466979-1
APPL,SCA 9SMPR062F1200 S

Also in the Series | AMP Type III+



Insertion & Extraction Tools(4)



Power Contacts(409)

Customers Also Bought



TE Part #66563-8
III+ SKT,24-20,30AU/FL,STRIP



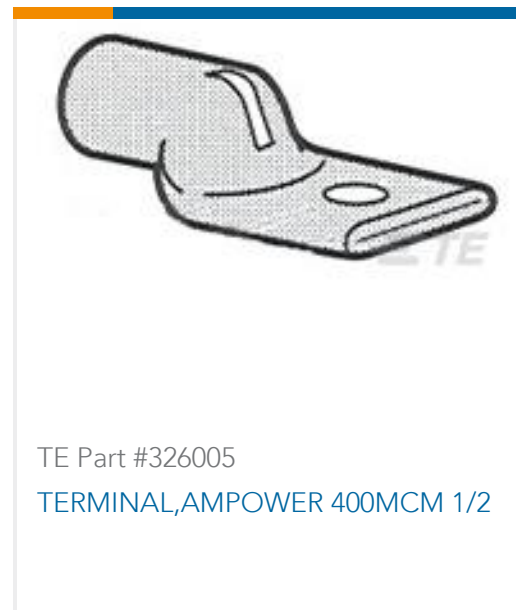
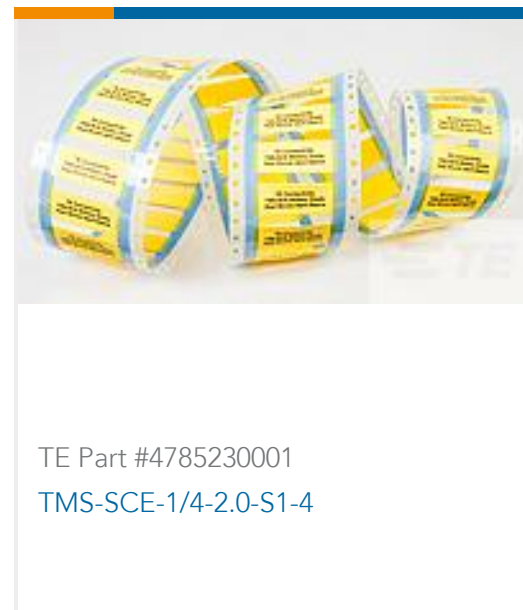
TE Part #1-66358-9
III+ SKT,18-14,30AU/FL,STRIP



TE Part #206613-3
RECEIPT SZ 23,CPC



TE Part #104482-6
14 SHORT PT RCPT HSG DR .100CL



Documents

Product Drawings

III+ PIN,24-20,30AU/FL,STRIP

English

CAD Files

Customer View Model

ENG_CVM_CVM_66564-8_AC.2d_dxf.zip

English

3D PDF

3D

Customer View Model

ENG_CVM_CVM_66564-8_AC.3d_igs.zip

English

Customer View Model

ENG_CVM_CVM_66564-8_AC.3d_stp.zip

English

By downloading the CAD file I accept and agree to the [Terms and Conditions](#) of use.

Datasheets & Catalog Pages

AMP Circular Connectors for Commercial Signal & Power Applications

English

Signal Contacts

English

M_SERIES_PIN_AND_SOCKET_CONNECTORS

English

Product Specifications



Application Specification

English

Product Environmental Compliance

[MD_66564-8_030120172217_dmtec](#)

English

[MD_66564-8_030120172217_dmtec](#)

English

Instruction Sheets

[Instruction Sheet \(U.S.\)](#)

Japanese

[Instruction Sheet \(U.S.\)](#)

English