

## SUMMARY

### # Wires

Low voltage 8



*Image is for illustrative purpose only*

|                  |  |
|------------------|--|
| Series           | 1B   |
| Termination type | Male solder  |
| IP rating        | 50   |
| AWG wire size    | 30.00 - 22.00  |
| Cable Ø          | 5.30 - 6.20 mm   |
| Status           | active   |
| Matching parts   | <a href="#">EGG.1B.308.CLL</a><br><a href="#">PHG.1B.308.CLLD62Z</a> |

### Download

- [Request a quote](#)
- [Eplan](#)
- [Catalog](#)
- [See video assembly instructions](#)

## TECHNICAL DETAILS

### Mechanics

|                   |   |
|-------------------|---|
| Shell Style/Model | FG*: Straight plug, cable collet and nut for fitting a bend relief  |
| Keying            | 1 key (alpha=0, plug: male contacts, receptacle: female contacts)   |
| Housing Material  | Brass (chrome plated [SAE AMS 2460]) shell and collet nut, nickel plated [SAE AMS QQ N 290] brass latch sleeve and mid pieces |
| Variant           | Z : Nut for fitting a bend relief   |
| Weight            | 16.13 g   |

### Performance

|               |                           |
|---------------|---------------------------|
| Configuration | 1B.308 : 8 Low Voltage    |
| Insulator     | L: PEEK (UL 94 / V-0/1.5) |
| Rated Current | 5 Amps                    |

### Specifications

- Contact Type: Solder
- Contact Dia.: 0.7 mm (0.028in)
- Bucket Dia.: 0.8 mm (0.031in)
- Max. Stranded Conductor: 0.34 mm<sup>2</sup> (AWG 22)
- Max. Conductor: 0.34 mm<sup>2</sup> (AWG 22)
- R (max): 6.1 mOhm

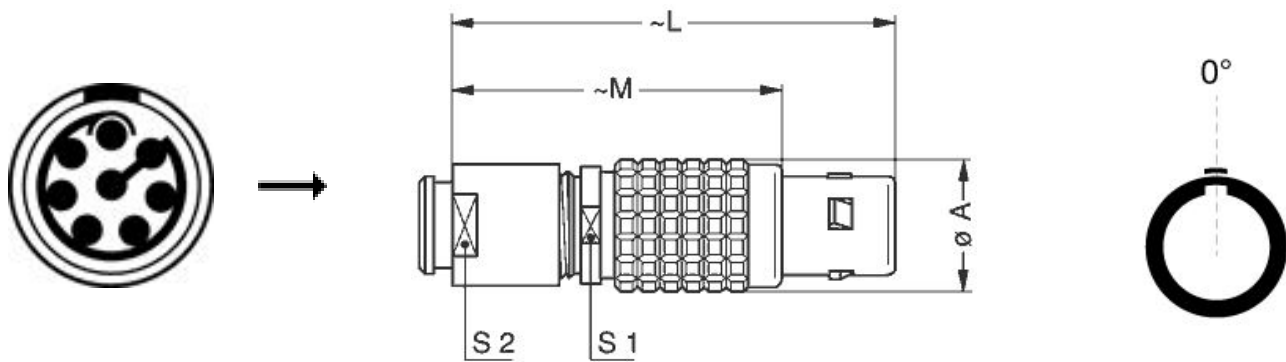
LEMO products and services are provided "as is". LEMO makes no warranties or representations with regard to LEMO product & services or use of them, express, implied or statutory, including for accuracy, completeness, or security. The user is fully responsible for his products and applications using LEMO components.

Vtest (contact-shell): 1150 V (AC), 1630 V (DC)  
Vtest (contact-contact): 950 V (AC), 1340 V (DC)

## Others

Endurance (Shell): 5000  
Temp (min / max): -55°C / +250°C  
Humidity (max): ≤95% [at 60 deg C / 140 F]  
Vibration: 15 g [10 Hz - 2000 Hz]  
Shock Resistance: 100 g [ 6 ms]  
Climatical Category: 50/175/21  
Shielding (min): 75 dB (10 MHz)  
Shielding (min): 40 dB (1 GHz)  
Salt Spray Corrosion: >1000 hr

## DRAWINGS



## Dimensions

|     | A    | L    | M    | S1   | S2   |
|-----|------|------|------|------|------|
| mm. | 12   | 42   | 31   | 10   | 9    |
| in. | 0,47 | 1,65 | 1,22 | 0,39 | 0,35 |

## RECOMMENDED BY LEMO






### Tools

LEMO products and services are provided "as is". LEMO makes no warranties or representations with regard to LEMO product & services or use of them, express, implied or statutory, including for accuracy, completeness, or security. The user is fully responsible for his products and applications using LEMO components.

Spanner wrench: [DCD.1B.ZZZ.PA090](#)

Caps: [BFG.1B.100.PCSG](#)

## Cables

|                    |               |        |   |
|--------------------|---------------|--------|---|
| CMN.08.T22.059QGC  | TPR           | Grey   |   |
| CMN.08.T22.059QGZE | TPR (medical) | Grey   |  |
| 16080              | PVC           | Grey   |   |
| 180240             | PVC           | Black  |  |
| 180260             | PVC           | Black  |  |
| 335991             | PVC           | Black  |   |
| 42265              | PVC           | Yellow |   |
| 80140              | PVC           | Grey   |  |

LEMO products and services are provided "as is". LEMO makes no warranties or representations with regard to LEMO product & services or use of them, express, implied or statutory, including for accuracy, completeness, or security. The user is fully responsible for his products and applications using LEMO components.