


ELEMENT 30/220-240/24 G2

ELEMENT G2 24V | Constant Voltage – Non dimmable



Product family features

- Linear form factor
- Power factor: >0.95 at full load
- Total Harmonic Distortion (THD): < 15%
- Output voltage tolerance: < 3%
- Up to 30,000 h @ T_c max / up to 50,000 h @ T_c -10 °C
- Lifetime: up to 30,000 h (temperature at max. t_c)

Product family benefits

- High efficiency (up to 91 %)
- Higher quality of light thanks to < 3% output ripple current
- Excellent price/performance ratio
- Class II design for wide application
- 3 years guarantee

Areas of application

- Decorative lighting in hospitality, restaurants and Shops
- Shelf lighting
- Cove lighting
- Under cabinet lighting

Product datasheet

Technical data

Electrical data

Nominal input voltage	220...240 V
Mains frequency	50...60 Hz
Input voltage AC	198...264 V
Power factor λ	0.95
Efficiency in full-load	86 % ¹⁾
Device power loss	4.9 W ²⁾
Inrush current	< 16 A ³⁾
Max. ECG no. on circuit breaker 10 A (B)	13
Max. ECG no. on circuit breaker 10 A (C)	23
Max. ECG no. on circuit breaker 16 A (B)	23
Max. ECG no. on circuit breaker 16 A (C)	38
Max. ECG no. on circuit breaker 25 A (B)	35
Surge capability (L-N)	1 kV
Nominal output voltage	24 V
Nominal output power	30 W
Maximum output power	30 W ⁴⁾
Galvanic isolation primary/secondary	3 kV
U-OUT (working voltage)	25 V
Total harmonic distortion	< 10 %
Output ripple Voltage (100 Hz)	< 3 %

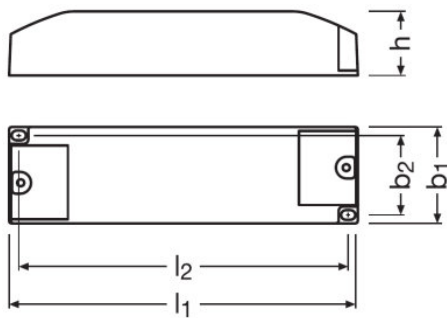
¹⁾ at 230 V, 50 Hz

²⁾ At Full load, 230 V, 50 Hz

³⁾ At 240 μ s

⁴⁾ at steady state

Dimensions & weight



Mounting hole spacing, length	137 mm
-------------------------------	--------

Product datasheet

Product weight	107.00 g
Cable cross-section, input side	0.75...1.5 mm ²
Cable cross-section, output side	0.75...1.5 mm ²
Wire preparation length, input side	5.0 mm
Wire preparation length, output side	5.0 mm
Length	145.0 mm
Width	40.0 mm
Height	26.5 mm

Colors & materials

Casing material	Plastic
-----------------	---------

Temperatures & operating conditions

Ambient temperature range	-20...+50 °C
Maximum temperature at tc test point	75 °C
Max.housing temperature in case of fault	110 °C
Temperature range at storage	-40...+85 °C
Permitted rel. humidity during operation	5...85 % ¹⁾

¹⁾ Non-condensing

Lifespan

ECG lifetime	30000 h ¹⁾
--------------	-----------------------

¹⁾ At maximum T_c / 10% failure rate

Additional product data

Predecessor EAN	4052899463776, 4052899528666
-----------------	------------------------------

Capabilities

Dimmable	No
Overheating protection	Yes
Overload protection	Yes
Short-circuit protection	Yes
Intended for no-load operation	No
Suitable for fixtures with prot. class	I / II
Type of connection, input side	Fixed connection (terminal)
Type of connection, output side	Fixed connection (terminal)
Number of channels	1

Certificates & standards

Product datasheet

Approval marks – approval	CE / RCM / CCC / MM
Standards	Acc. to IEC 61347-1/Acc. to IEC 61347-2-13/Acc. to IEC 62384/Acc. to IEC 61000-3-2/Acc. to CISPR 15/Acc. to IEC 61000-3-3/Acc. to IEC 61547
Type of protection	IP20

Logistical data

Commodity code	850440839000
----------------	--------------






Environmental information

Information according Art. 33 of EU Regulation (EC) 1907/2006 (REACH)	
Date of Declaration	19-05-2023
Primary Article Identifier	4052899605503
Candidate List Substance 1	Lead
CAS No. of substance 1	7439-92-1
Safe Use Instruction	The identification of the Candidate List substance is sufficient to allow safe use of the article.
Declaration No. in SCIP database	47a42d1c-7820-45ab-8165-ed264580da37

Additional product information

- EMI pass verified with wire length of 3 m, from the ECG to the LED module at full load.
- Wiring longer than 3 m from ECG to LED module is possible, but site installation conditions may interfere with EMI with these longer cables. EMI is therefore not verified in this condition.
- For wires longer than 3 m, the appropriate cable cross section must be carefully selected to reduce voltage drop.

Download Data

File
 User instruction ELEMENT G2 Constant Voltage Power Supply
 Product Datasheet ELEMENT 30 G2 Technical Datasheet (EN)
 Declarations of conformity ELEMENT 24V G2 CE 3776665 04 061022
 CAD data ELEMENT 30 24V G2 STEP 041219
 CAD data ELEMENT 30 24V G2 IGS 041219

Product datasheet

Ecodesign regulation information:

Intended for use with LED modules.

The forward voltage of the LED light source shall be within the defined operating window of the control gear in all operating conditions including dimming if applicable.

Separate control gear and light sources must be disposed of at certified disposal companies in accordance with Directive 2012/19/EU (WEEE) in the EU and with Waste Electrical and Electronic Equipment (WEEE) Regulations 2013 in the UK. For this purpose, collection points for recycling centres and take-back systems (CRSO) are available from retailers or private disposal companies, which accept separate control gear and light sources free of charge. In this way, raw materials are conserved and materials are recycled.

Logistical Data

Product code	Product description	Packaging unit (Pieces/Unit)	Dimensions (length x width x height)	Volume	Gross weight
4052899605503	ELEMENT 30/220-240/24 G2	Shipping carton box 40	421 mm x 315 mm x 96 mm	12.73 dm ³	4839.00 g

The mentioned product code describes the smallest quantity unit which can be ordered. One shipping unit can contain one or more single products. When placing an order, for the quantity please enter single or multiples of a shipping unit.

References / Links

For more information on the multi-level guarantee and the terms and conditions of the guarantee visit [https://](https://www.inventronics-light.com/multilevel-guarantees)

▶ www.inventronics-light.com/multilevel-guarantees

Disclaimer

Subject to change without notice. Errors and omission excepted. Always make sure to use the most recent release.
