


Data sheet | Item number: 243-112

Mounting carrier; for 4 connectors; 243 Series; for DIN-35 rail mounting /screw mounting; orange

www.wago.com/243-112



Item description

Quick Fix Mounting

Finding that the MICRO PUSH WIRE® Connectors for Junction Boxes are ideal for DIN-rail-mount panel applications, electrical installers have requested the ability to use them in distribution panels. These connectors provide easy connections for smaller conductors used in low-current applications. They are well-suited to terminating telephone-style conductors for connecting alarms, bells, door sensors, communication systems and more.

The mounting carrier is WAGO's professional solution. It is available with mounting slots for 4 or 6 connectors.

Depending on the number of conductors, each mounting slot can accommodate a 4- or 8-conductor MICRO PUSH WIRE® Junction Box Connector. The connectors simply snap into the mounting slots and are removable, allowing conductors to be exchanged during changeover.

The carrier is designed for easy mounting directly to the DIN-35 rail, or to a panel, via the screw-mount flanges provided on both sides. A large marking area for direct marking with a permanent felt-tip pen or for pre-printed, self-adhesive marking strips is provided for clear circuit identification.

Data

Mechanical Data

Mounting type	DIN-35 rail Screw mount
---------------	----------------------------

Subject to changes. Please also observe the further product documentation!

WAGO GmbH & Co. KG
Hansastr. 27
32423 Minden
Phone: +49571 887-0 | Fax: +49571 887-169
Email: info.de@wago.com | Web: www.wago.com

Do you have any questions about our products?
We are always happy to take your call at +49 (571) 887-44222.

Suitable

for 4 connectors

Material Data

Note (material data)

Information on material specifications can be found here

Color	orange
Fire load	0.079 MJ
Weight	1.9 g

Commercial data

Product Group	7 (Push Wire Conn.)
eCl@ss 10.0	27-14-11-92
eCl@ss 9.0	27-14-11-92
ETIM 8.0	EC002848
ETIM 7.0	EC002848
PU (SPU)	50 (10) pcs
Packaging type	box
Country of origin	DE
GTIN	4017332335508
Customs tariff number	39269097900

Environmental Product Compliance

RoHS Compliance Status

Compliant, No Exemption

Optional accessories

Marking accessories

Marking strip



Item no.: 210-833

Marking strips; 25 m on roll; 6 mm wide; plain; Self-adhesive; white

www.wago.com/210-833

Downloads

Documentation

Bid Text

243-112	19 Feb 2019	xml	Download
X81 - Datei		2.6 kB	

Subject to changes. Please also observe the further product documentation!

WAGO GmbH & Co. KG

Hansastr. 27

32423 Minden

Phone: +49571 887-0 | Fax: +49571 887-169

Email: info.de@wago.com | Web: www.wago.com

Do you have any questions about our products?

We are always happy to take your call at +49 (571) 887-44222.



243-112 doc - Datei	19 May 2017	doc 24.1 kB	Download
ausschreiben.de 243-112		URL	Download

CAD/CAE-Data

CAD data

2D/3D Models 243-112	URL	Download
----------------------	-----	----------

CAE data

WSCAD Universe 243-112	URL	Download
------------------------	-----	----------

ZUKEN Portal 243-112	URL	Download
----------------------	-----	----------

EPLAN Data Portal 243-112	URL	Download
---------------------------	-----	----------


Environmental Product Compliance

Compliance Search


Environmental Product Compliance 243-112 Mounting carrier; for 4 connectors; 243 Series; for DIN-35 rail mounting/screw mounting; orange	URL	Download
---	-----	----------

Installation Notes


Subject to changes. Please also observe the further product documentation!



Inserting a MICRO junction box connector into the mounting carrier.




Removing a mounting carrier from the assembly.



Typical application in a terminal box for burglar alarm


– screw-mounted carrier



Example of a residential door bell application

– carriers mounted on a DIN-35 rail

Subject to changes. Please also observe the further product documentation!



Example of a residential intercom application

Subject to changes. Please also observe the further product documentation!