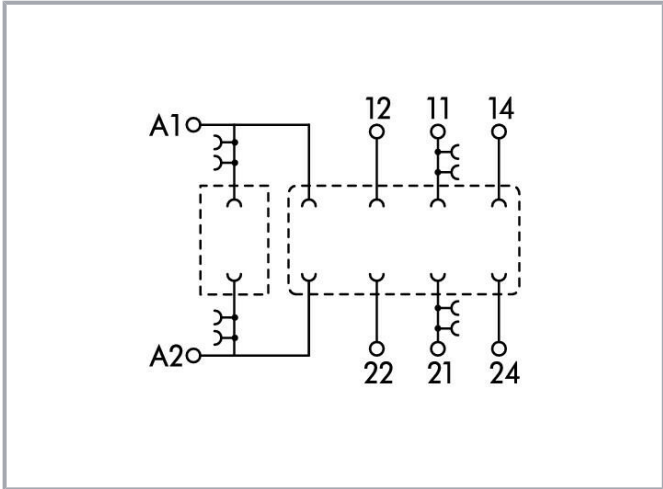



Data sheet | Item number: 788-102

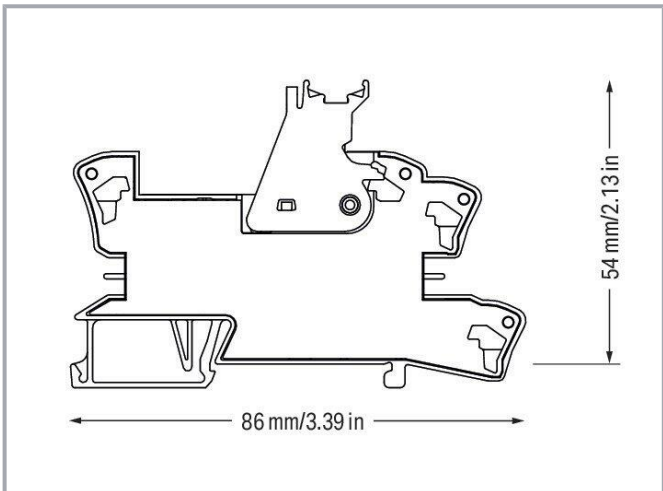
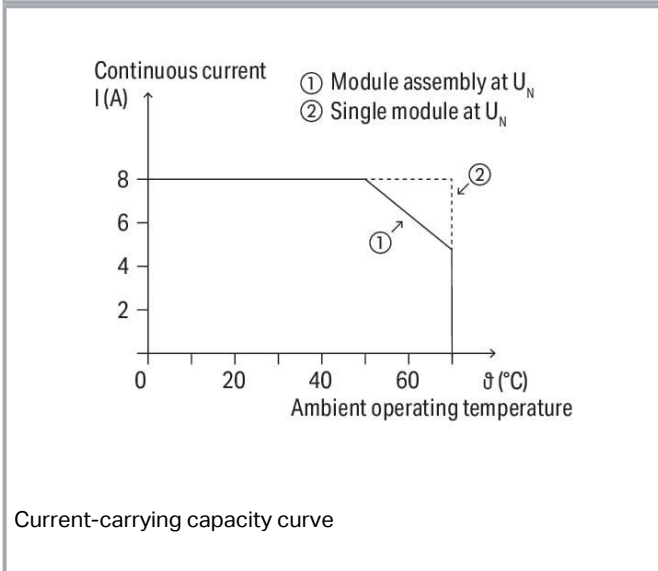
Relay socket; 2 changeover contacts; for 15 mm basic relays; gray

www.wago.com/788-102



i Picture differs from the item.

Color:



Subject to changes. Please also observe the further product documentation!

WAGO GmbH & Co. KG
Hansastr. 27
32423 Minden
Phone: +49571 887-0 | Fax: +49571 887-169
Email: info.de@wago.com | Web: www.wago.com

Do you have any questions about our products?
We are always happy to take your call at +49 (571) 887-44222.

**Data****Notes**

Note	The specified technical data are maximum values. They may be limited by the accessories used.
------	---

Technical data**Control Circuit**

Nominal input voltage U_N	AC/DC 230 V
Input voltage range	AC/DC 0 ... 250 V
Nominal frequency range	50 ... 60 Hz

Load circuit

Number of changeover/switchover contacts	2
Limiting continuous current	8 A
Switching voltage (max.)	AC 300 V
Nominal frequency range	≤60 Hz

Safety and protection

Rated voltage	300 V
Overvoltage category	II
Pollution degree	3
Dielectric strength (control/load circuit) (AC, 1 min)	3.6 kVrms
Dielectric strength (open contact) (AC, 1 min)	1 kVrms
Insulation type (control/load circuit)	Reinforced insulation (safe isolation)
Insulation type (load/load circuit)	Basic insulation
Insulation type (between adjacent devices of the same type)	Basic insulation
Protection type	IP20

Connection data

Connection technology	Push-in CAGE CLAMP®
Solid conductor	0.34 ... 2.5 mm ² / 22 ... 14 AWG
Fine-stranded conductor	0.34 ... 2.5 mm ² / 22 ... 14 AWG
Strip length	9 ... 10 mm / 0.35 ... 0.39 inches

Subject to changes. Please also observe the further product documentation!



Physical data

Width	15 mm / 0.591 inches
Height	86 mm / 3.386 inches
Depth from upper-edge of DIN-rail	54 mm / 2.126 inches

Mechanical data

Mounting type	DIN-35 rail
---------------	-------------

Material Data

Color	gray
Fire load	0.64 MJ
Weight	30.7 g
Relative temperature index for plastic (RTI per UL)	105 °C

Environmental requirements

Ambient temperature (operation at U_N)	-40 ... +70 °C
Ambient temperature (storage)	-40 ... +80 °C
Processing temperature	-25 ... +50 °C
Temperature range of connection cable	$\geq (T_{\text{ambient}} + 20 \text{ K})$
Relative humidity	5 ... 95 % (no condensation permissible)
Operating altitude (max.)	2000 m

Standards and specifications

Standards/specifications	EN 61010-2-201
--------------------------	----------------

Commercial data

Product Group	6 (INTERFACE ELECTRONIC)
eCl@ss 10.0	27-37-16-03
eCl@ss 9.0	27-37-16-03
ETIM 8.0	EC001456
ETIM 7.0	EC001456
PU (SPU)	20 (1) pcs
Packaging type	box
Country of origin	CN
GTIN	4050821591788

Subject to changes. Please also observe the further product documentation!

Customs tariff number

85366990990



Environmental Product Compliance

RoHS Compliance Status

Compliant, No Exemption






Approvals / Certificates

Declarations of conformity and manufacturer's declarations

Logo	Approval	Additional Approval Text	Certificate name
	EU-Declaration of Conformity WAGO GmbH & Co. KG	-	-
	UK-Declaration of Conformity WAGO GmbH & Co. KG	-	-

Optional accessories

Ferrule

Ferrule		
	Item no.: 216-241 Ferrule; Sleeve for 0.5 mm ² / 20 AWG; insulated; electro-tin plated; electrolytic copper; gastight crimped; acc. to DIN 46228, Part 4/09.90; white	www.wago.com/216-241
	Item no.: 216-242 Ferrule; Sleeve for 0.75 mm ² / 18 AWG; insulated; electro-tin plated; electrolytic copper; gastight crimped; acc. to DIN 46228, Part 4/09.90; gray	www.wago.com/216-242
	Item no.: 216-243 Ferrule; Sleeve for 1 mm ² / AWG 18; insulated; electro-tin plated; electrolytic copper; gastight crimped; acc. to DIN 46228, Part 4/09.90; red	www.wago.com/216-243
	Item no.: 216-244 Ferrule; Sleeve for 1.5 mm ² / AWG 16; insulated; electro-tin plated; electrolytic copper; gastight crimped; acc. to DIN 46228, Part 4/09.90; black	www.wago.com/216-244
	Item no.: 216-542 Twin ferrule; Sleeve for 2 x 1 mm ² / AWG 2 x 18; red, insulated; 12 mm long; red	www.wago.com/216-542

Basic Relay

Basic relay

Item no.: 788-180

Subject to changes. Please also observe the further product documentation!

WAGO GmbH & Co. KG

Hansastr. 27

32423 Minden

Phone: +49571 887-0 | Fax: +49571 887-169

Email: info.de@wago.com | Web: www.wago.com

Do you have any questions about our products?

We are always happy to take your call at +49 (571) 887-44222.



Basic relay; Nominal input voltage: 230 VAC; 2 changeover contacts; Limiting continuous current: 8 A; www.wago.com/788-180
Module width: 13 mm; Module height: 15 mm



Item no.: 788-152
Basic relay; Nominal input voltage: 12 VDC; 2 changeover contacts; Limiting continuous current: 8 A; www.wago.com/788-152
Module width: 13 mm; Module height: 15 mm

Indicators

Status indication



Item no.: 788-120
Accessories for relay modules; Operation status indicator: red; Nominal operating voltage: 24 VDC www.wago.com/788-120



Item no.: 788-122
Accessories for relay modules; Operation status indicator: red; Nominal operating voltage: 110 VDC www.wago.com/788-122



Item no.: 788-123
Accessories for relay modules; Operation status indicator: red; Nominal operating voltage: 24 VAC www.wago.com/788-123



Item no.: 788-124
Accessories for relay modules; Operation status indicator: red www.wago.com/788-124



Item no.: 788-121
Accessories for relay modules; Operation status indicator: red; Nominal operating voltage range: 48 ... www.wago.com/788-121
60 VDC



Item no.: 788-125
Accessories for relay modules; Operation status indicator: red www.wago.com/788-125

Filter Module

Suppressor module



Item no.: 788-148
Filter module; RC filter element; Nominal voltage: 230 VAC www.wago.com/788-148

Jumpers

Jumper
















Item no.: 788-116
Jumper; for jumper slot; 6-way; insulated; light gray www.wago.com/788-116









Item no.: 788-117
Jumper; for jumper slot; 8-way; insulated; light gray www.wago.com/788-117

Subject to changes. Please also observe the further product documentation!

	Item no.: 788-114 Jumper; for jumper slot; 3-way; insulated; light gray	www.wago.com/788-114
	Item no.: 788-113 Jumper; for jumper slot; 2-way; insulated; light gray	www.wago.com/788-113
	Item no.: 788-115 Jumper; for jumper slot; 4-way; insulated; light gray	www.wago.com/788-115
	Item no.: 859-402 Jumper; for jumper slot; 2-way; insulated; light gray	www.wago.com/859-402
	Item no.: 788-118 Jumper; for jumper slot; 2-way; from 1 to 3; insulated; light gray	www.wago.com/788-118
Marking accessories		
Marking strip		
	Item no.: 2009-110 Marking strips; for Smart Printer; on reel; not stretchable; plain; snap-on type; white	www.wago.com/2009-110
Double marker carrier		
	Item no.: 209-128 Adaptor; gray	www.wago.com/209-128
Marking devices		
	Item no.: 210-110 Fiber-tip pen	www.wago.com/210-110
Protective marker cover		
	Item no.: 209-184 Protection cover; transparent	www.wago.com/209-184
Marker		
	Item no.: 2009-115 WMB-Inline; for Smart Printer; 1500 pieces on roll; stretchable 5 - 5.2 mm; plain; snap-on type; white	www.wago.com/2009-115
	Item no.: 209-183 Marker; white	www.wago.com/209-183
	Item no.: 793-501 WMB marking card; as card; not stretchable; plain; snap-on type; white	www.wago.com/793-501
	Item no.: 793-502 WMB marking card; as card; MARKED; 1 ... 10 (10x); not stretchable; Horizontal marking; snap-on type; white	www.wago.com/793-502

Subject to changes. Please also observe the further product documentation!

	Item no.: 793-503 WMB marking card; as card; MARKED; 11 ... 20 (10x); not stretchable; Horizontal marking; snap-on type; white	www.wago.com/793-503
	Item no.: 793-504 WMB marking card; as card; MARKED; 21 ... 30 (10x); not stretchable; Horizontal marking; snap-on type; white	www.wago.com/793-504
	Item no.: 793-505 WMB marking card; as card; MARKED; 31 ... 40 (10x); not stretchable; Horizontal marking; snap-on type; white	www.wago.com/793-505
Group marker carrier		
	Item no.: 209-145 Group marker carrier; white	www.wago.com/209-145
	Item no.: 249-105 Group marker carrier; gray	www.wago.com/249-105
Tool		
Operating tool		
	Item no.: 210-720 Operating tool; Blade: 3.5 x 0.5 mm; with a partially insulated shaft; multicoloured	www.wago.com/210-720

Downloads

Documentation

Bid Text

788-102 docx - Datei	20 Feb 2019	docx 16.5 kB	Download
788-102 X81 - Datei	19 Feb 2019	xml 3.7 kB	Download

Instruction Leaflet

Sockets with Elementary Relay/ SSR	V 1.0.1 9 Oct 2020	pdf 2.3 MB	Download
------------------------------------	-----------------------	---------------	----------

Additional Information

Disposal and Recycling Electrical and electronic equipment, Batteries, Packaging	V 1.1.0 18 Aug 2022	pdf 2.2 MB	Download
---	------------------------	---------------	----------

Subject to changes. Please also observe the further product documentation!



CAD/CAE-Data

CAD data

2D/3D Models 788-102	URL	Download
----------------------	---------------------	--------------------------

CAE data

ZUKEN Portal 788-102	URL	Download
----------------------	---------------------	--------------------------

WSCAD Universe 788-102	URL	Download
------------------------	---------------------	--------------------------

EPLAN Data Portal 788-102	URL	Download
---------------------------	---------------------	--------------------------

Environmental Product Compliance

Compliance Search

Environmental Product Compliance 788-102	URL	Download
--	---------------------	--------------------------

Relay socket; 2 changeover contacts; for 15 mm basic relays; gray

Installation Notes

Subject to changes. Please also observe the further product documentation!