

SENCITY® Special Communication Antenna 1399.17.0010

Description

Indoor Directional Antenna
Frequency Range 380-470MHz
Vertical Polarization
Half-power Beam Width 90°
Gain 7dBi



Product Configuration

Technical Data

Electrical Data

	Band 1
Frequency (MHz)	380-470
VSWR	2.0
Impedance (Ohm)	50
Gain (dBi)	7
3dB beamwidth (v) (°)	90
Composite power max (W)	50
Ambient temperature (°C)	25

Ports

	Port 1
Connector	N, jack (female)
Polarization	vertical
DC grounded	No

Connections

	Band 1
Port 1	X

General Data

-

Mechanical Data

Dimensions (mm)	302 x 243 x 50 (Height x Width x Depth)
Weight (kg)	1.39
Packing size (mm):	315x252x62

SENCITY® Special Communication Antenna 1399.17.0010

Environmental Data

Environmental conditions	indoor
IP rating	IP30
2011/65/EU (RoHS – including 2015/863 and 2017/2102)	compliant
WEEE 2012/19/EU	no special marking needed
REACH 1907/2006/EC	compliant

Mounting:
Two holes of 6 mm diameter in the mounting plate. Screws are not supplied.

Grounding:
All metal parts are grounded.

Material Data

Reflector:	Copper.
Radome:	High impact polystyrol, colour: White.
Mounting plates:	Stainless steel.

Related Products

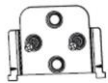
Power splitters (380-512 MHz)

Related Documents

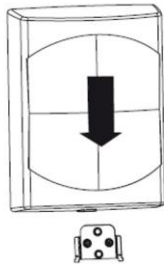
Mounting instruction	DOC-0000866089
Security instruction	DOC-0000278984

Additional Information

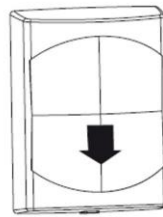
Mounting:



Mount the attachment plate to the wall using two screws of 4 mm diameter in the position as indicated.



Align the antenna over the attachment plate.



Pull the antenna down to the stop.