



H K Wentworth Group
Distributed and Supported in the
UK, IE, AU & NZ


FX9705



hakko.com - hakko.co.uk - hakko.com.au

Packing List

Specifications

Model No.	Packing List
FX9705-81	 <ul style="list-style-type: none"> • Handpiece (FX-9705) • Instruction manual
FX9705-811	 <ul style="list-style-type: none"> • Conversion kit • Handpiece (FX-9705) • Iron holder (FH-220, with cleaning sponge and wire) • Instruction manual

Model No.	FX9705-81	FX9705-811
Power consumption	190 W (24 V)	
Temperature range	50 to 450°C	
Tip to ground resistance	<2 Ω	
Tip to ground potential	<2 mV	
Heating element	Composite heater	
Cord length	1.2 m	
Total length	146 mm (with T51-L16 tip)	
Weight	55 g (with T51-L16 tip)	

Compatibility:

The FX9705 is not a stand alone tool, it requires an FX972 Soldering station to function.



Best suited for SMD rework from 1005 chips to SOP components
190 W High-power hot tweezers

Accurate contact with components

2 adjustable mechanisms

Height and length can be adjusted.

Tip alignment support mechanism

The handpiece has the mechanism for the support of tip alignment.





H K Wentworth Group

Distributed and Supported in the UK, IE, AU & NZ





hakko.com - hakko.co.uk - hakko.com.au


Improved operability

Handle design that fits the hand and provides stability

Two ways of holding become available, adding new tips to the lineup and allowing precise contact with components.



Part No. T51-LA6



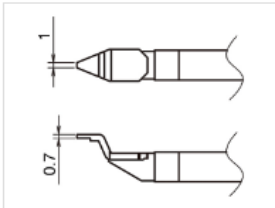
Part No. T51-L3

Tips:

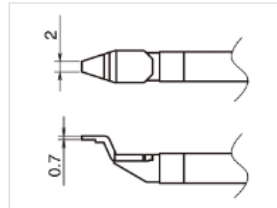
The FX9705 is NOT supplied with any tips, the T51 tips are available to purchase in pairs separately in the following sizes:

T51 Series

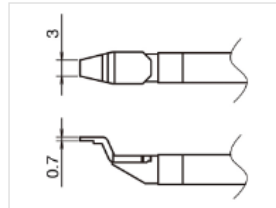
Shape L



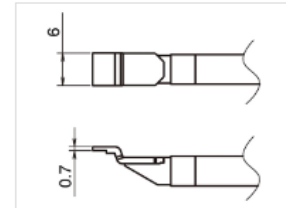
T51-L1 Chip shape-1L



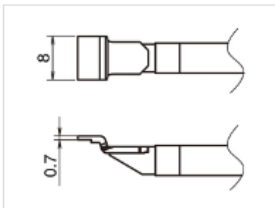
T51-L2 Chip shape-2L



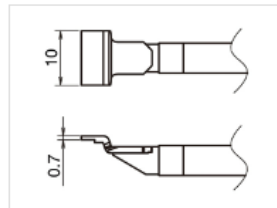
T51-L3 Chip shape-3L



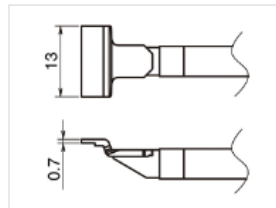
T51-L6 SOP shape-6L



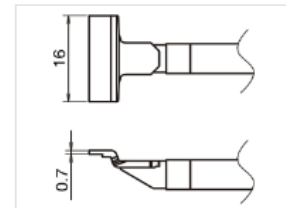
T51-L8 SOP shape-8L



T51-L10 SOP shape-10L

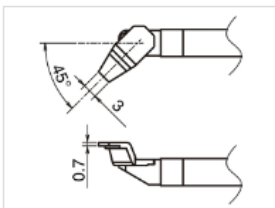


T51-L13 SOP shape-13L

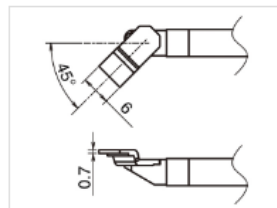


T51-L16 SOP shape-16L

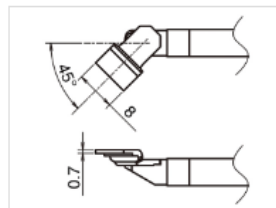
Shape LA



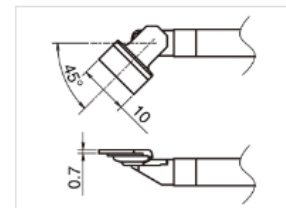
T51-LA3 Chip shape-3LA



T51-LA6 SOP shape-6LA



T51-LA8 SOP shape-8LA



T51-LA10 SOP shape-10LA



H K Wentworth Group

Distributed and Supported in the
UK, IE, AU & NZ



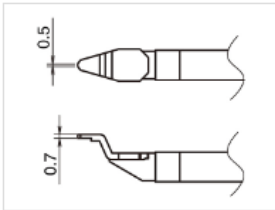
hakko.com - hakko.co.uk - hakko.com.au

Tips:

The FX9705 is NOT supplied with any tips, the T51 tips are available to purchase in pairs separately in the following sizes:

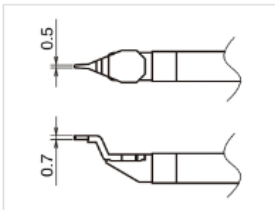
T51 Series

Shape C



T51-C05 Chip shape-0.5C

Shape I



T51-I05 Chip shape-0.5I

The soldering tip can be detached using an iron holder

Stable die-cast iron holder

Using an iron holder, you can detach a soldering tip safely and easily.



Combination table for station, handpiece, iron holder, and soldering tip

Station	FX-971				FX-972			
Handpiece	FX-9701 Soldering iron	FX-9702 N ₂ soldering iron	FX-9703 Micro soldering iron	FX-9704 Micro N ₂ soldering iron	FX-9705* Hot tweezers	FX-9706* Micro hot tweezers	FX-9707* Heavy-duty soldering iron	FX-9708* Heavy-duty N ₂ soldering iron
Iron holder	FH215-81	FH215-81	FH215-811	FH215-811	FH220-813	FH215-814	FH220-81	FH220-81
Soldering tip	T39 series	T39 series + nozzle assembly (N ₂ compatible tips only)	T50 series	T50 series + nozzle assembly	T51 series	T52 series	T53 series	T53 series + nozzle assembly

*Any 2 of these 4 applications cannot work simultaneously.