









Omni DAS Series

Flat Omni SISO 5G+TETRA Antenna

Part number: OD350-6000S143



Features & Applications:

-  4G / 5G-FR1 600-6000MHz
-  Includes public safety, PMR, TETRA band 350-520MHz
-  In-building ceiling mount
-  Horizontal omni radiation pattern
-  Low PIM and SAR compliant
-  Connector 4.3-10-Female as standard
-  For N-Female connector use P/N: OD350-6000S1NF
-  Hard ceiling mount kit available on separate request

ELECTRICAL SPECIFICATIONS

OD350-6000S143

Frequency range	MHz	350-520	600-960	1350-1550	1690-2700	3300-4200	4900-6000
Gain	dBi	3.0±1	3.0±1	4.0±1	4.0±1	5.0±1	5.0±1
Polarization		Horizontal					
Beam width	Horizontal	360					
	Vertical	deg	130	90	70	60	55
VSWR		≤2			≤1.8		
PIM,3rd order,2x20W	dBc	-150					
Max. input power	W	50					
Impedance	Ohm	50					
SAR compliance		Compliant based on whole-body SAR limit RF Exposure calculation (CEI EN 50383)					

MECHANICAL SPECIFICATIONS

OD350-6000S143

Dimension (Diameter x Height)		Housing Material	Color	Weight	Mounting Kit	
Φ290x10 mm (11.42 x 0.394 inch)		PC/ABS, UV Protected	White	0.47Kg (1.034lbs)	Ceiling, via hole (standard)	
Wireless Technology	No. of Port	Cable Length		Cable Type		Connector Type
5G FR1, TETRA	1	1Ft (0.3m)		Ø 0.160" low loss		4.3-10-Female

ENVIRONMENTAL SPECIFICATIONS

OD350-6000S143

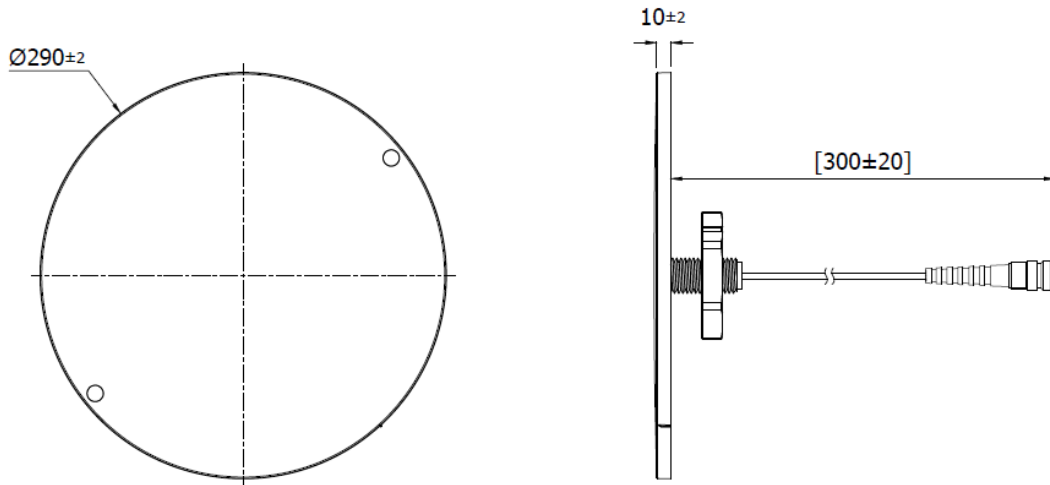
Operating Temperature	Storage Temperature	RoHS Compliant	Ingress Protection	Warranty
-55 / +60° C	-55 / +60° C	Yes	IP50	2 years

Omni DAS Series
Flat Omni SISO 5G+TETRA Antenna

Part number: OD350-6000S143


Mechanical Drawing

OD350-6000S143



Test Setup

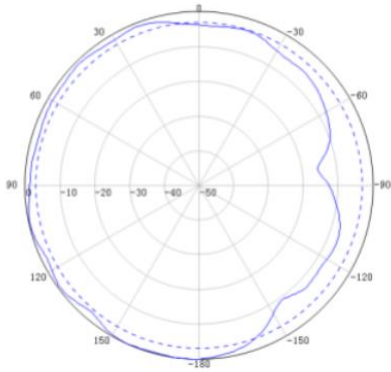
General / Chamber Setup



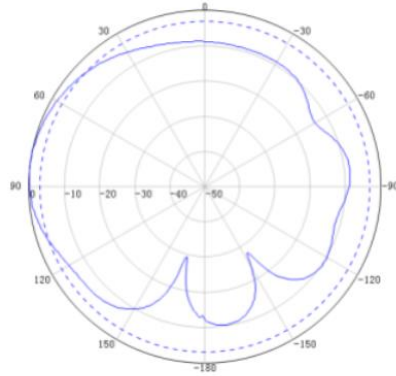
Radiation Pattern –Vertical and Horizontal Plane

OD350-6000S143

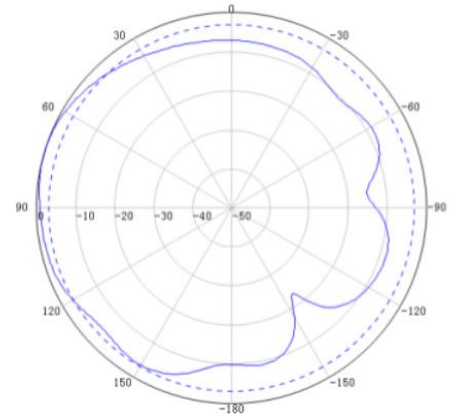
Vertical



800MHz

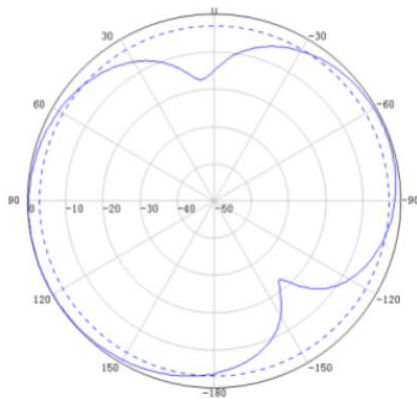


2170MHz

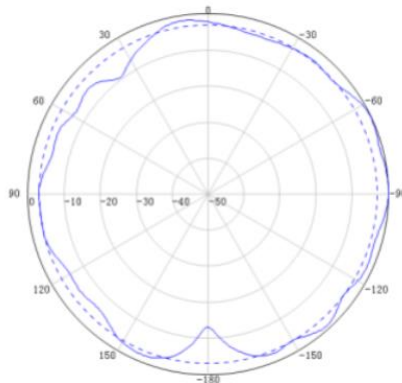


2500MHz

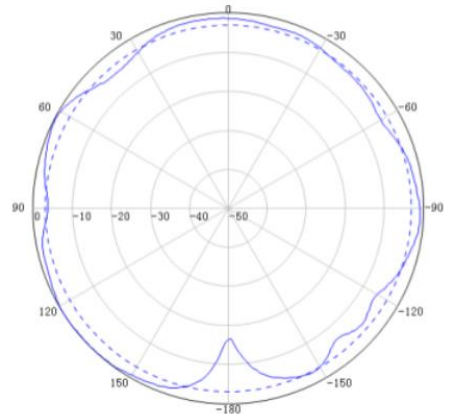
Horizontal



800MHz



2170MHz



2500MHz

Omni DAS Series

Flat Omni SISO 5G+TETRA Antenna

Part number: OD350-6000S143

PACKAGING

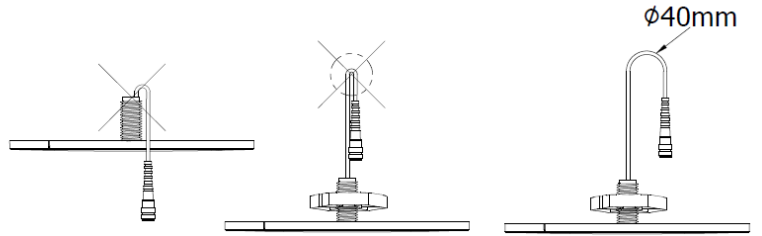
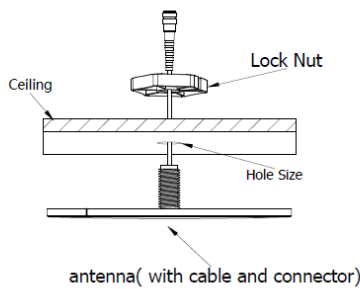
OD350-6000S143

1. Inner box: 830*310*310mm;
2. Outer box size: 645*460*460mm;
3. 20Pcs/Carton;

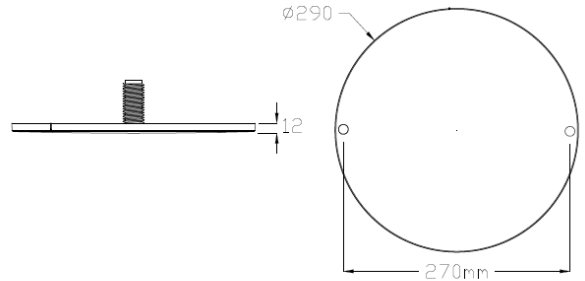
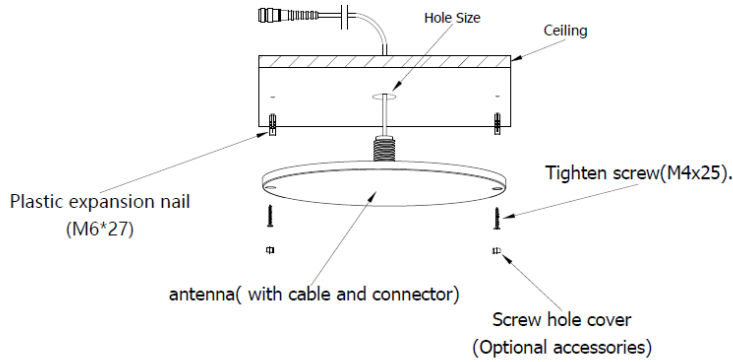
Installation instructions

OD350-6000S143

Method 1:



Method 2:



- Related hints:
- Check each package according to the packing list.
 - Pay attention to safety work at high places.
 - The antenna system is recommended for maintenance every year.

Recommended Hole Size

- ≥Ø26 - N-Type
- ≥Ø26 - Mini DIN(4.1/9.5)
- ≥Ø32 - 7/16

Notes:

1. Please contact sales for availability, lead time, and/or any special requests. Samples available upon request.

For More Information:

Americas - antennas.us@pulseelectronics.com | Europe - antennas.eu@pulseelectronics.com | Asia - antennas.as@pulseelectronics.com | Questions? +1-800-ANTENNA
 Performance warranty of products offered on this data sheet is limited to the parameters specified. Data is subject to change without notice. Other brand and product names mentioned herein may be trademarks or registered trademarks of their respective owners. © Copyright , 2020. Pulse Electronics, Inc. All rights reserved.
 Company address: Pulse Electronics, a YAGEO Company, 15255 Innovation Drive, Suite #100, San Diego, CA 92128