


# Directional DAS Series SISO 4G/5G+UHF Antenna

Part number: PD380-4000S143



## Features & Applications:

- Includes public safety, PMR, TETRA band 380-520MHz
- 4G / 5G-FR1 698-4000MHz
- In-building wall mount
- Directional radiation pattern
- Low PIM and SAR compliant
- Connector 4.3-10-Female as standard
- For N-Female connector use P/N: PD380-4000S1NF

## ELECTRICAL SPECIFICATIONS

### PD380-4000S143

Frequency range		MHz	380-520	698-960	1710-2700	3400-4000
Gain		dBi	4.0±1	5.0±1	7.0±1	7.5±1
Polarization			Vertical			
Beam width	Horizontal	deg	150	90	75	55
	Vertical		50	65	65	30
VSWR			≤2.5	≤2.0	≤2.0	≤2.0
Front-to-back ratio		dB	>2	>4	>8	>10
PIM,3rd order,2x20W		dBc	-	≤-140		
Max. input power		W	50			
Impedance		Ohm	50			
SAR compliance			Compliant based on whole-body SAR limit RF Exposure calculation (CEI EN 50383)			

## MECHANICAL SPECIFICATIONS

### PD380-4000S143

Dimension (W x L x H)	Housing Material	Color	Weight	Mounting Kit	
308 x 190 x 65 mm (12.13 x 7.48 x 2.56 inch)	ABS, UV Protected	White RAL9003	0.6kg (1.323lbs)	Wall mount (standard)	
Wireless Technology	No. of Port	Cable Length	Cable Type	Connector Type	
4G,5G FR1, UHF	1	1.47Ft (0.45m)	Ø 0.160" low loss	4.3-10-Female	

## ENVIRONMENTAL SPECIFICATIONS

### PD380-4000S143

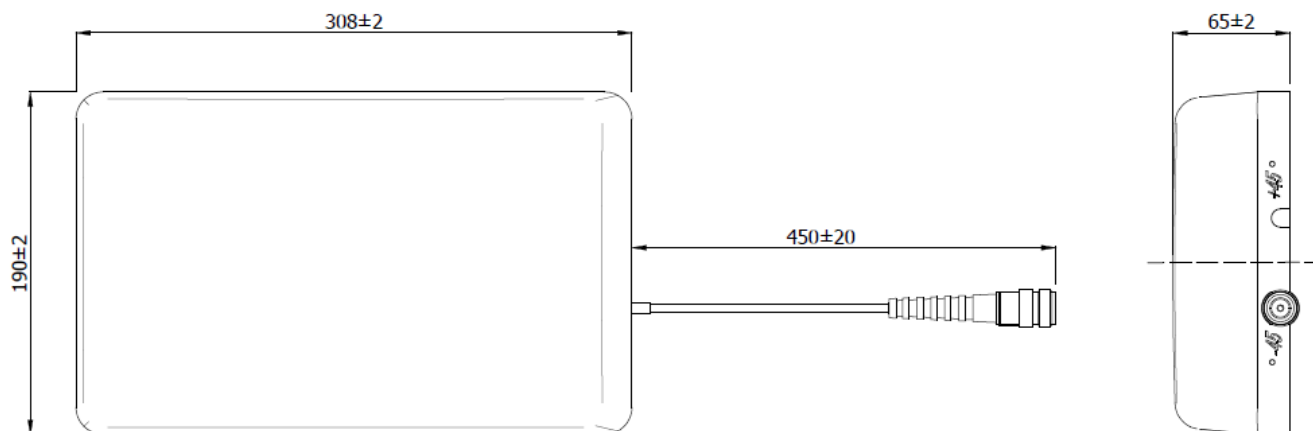
Operating Temperature	Storage Temperature	RoHS Compliant	Ingress Protection	Warranty
-55 / +60° C	-55 / +60° C	Yes	IP50	2 years

# Directional DAS Series SISO 4G/5G+UHF Antenna

Part number: PD380-4000S143


## Mechanical Drawing

PD380-4000S143



## Test Setup

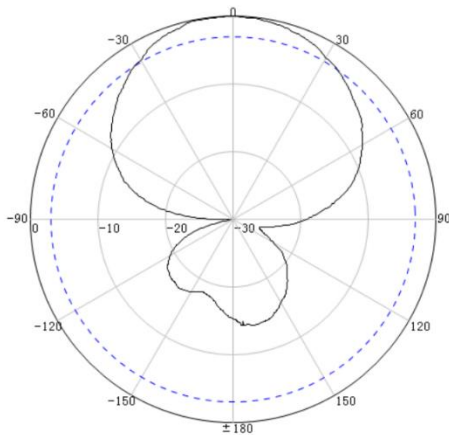
General / Chamber Setup



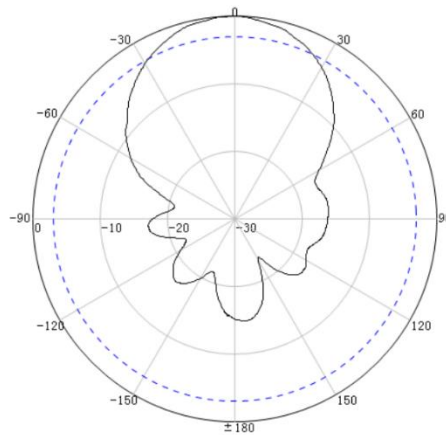
Radiation Pattern –Vertical and Horizontal Plane

PD380-4000S143

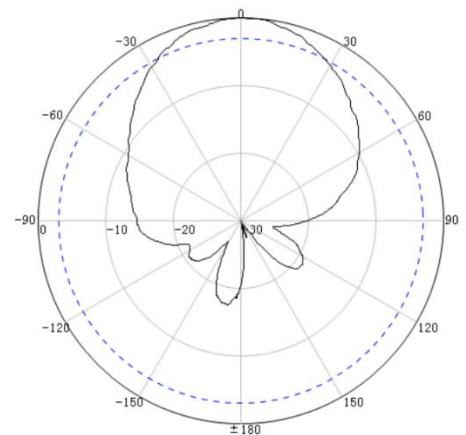
Vertical



900MHz

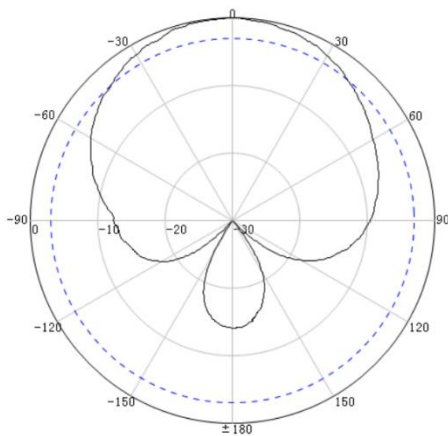


1710MHz

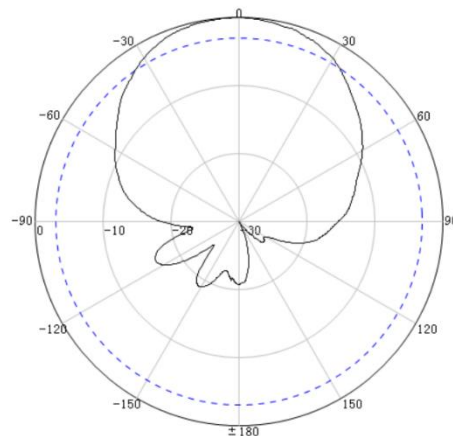


2500MHz

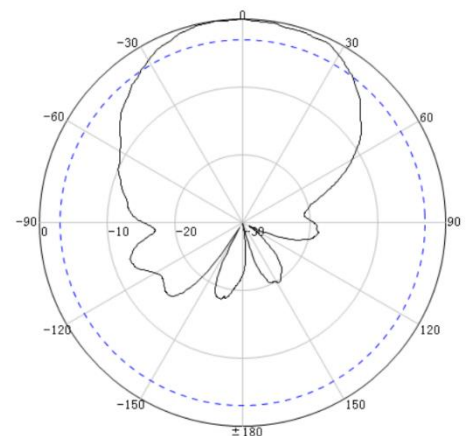
Horizontal



900MHz



1710MHz



2500MHz

# Directional DAS Series SISO 4G/5G+UHF Antenna

Part number: PD380-4000S143

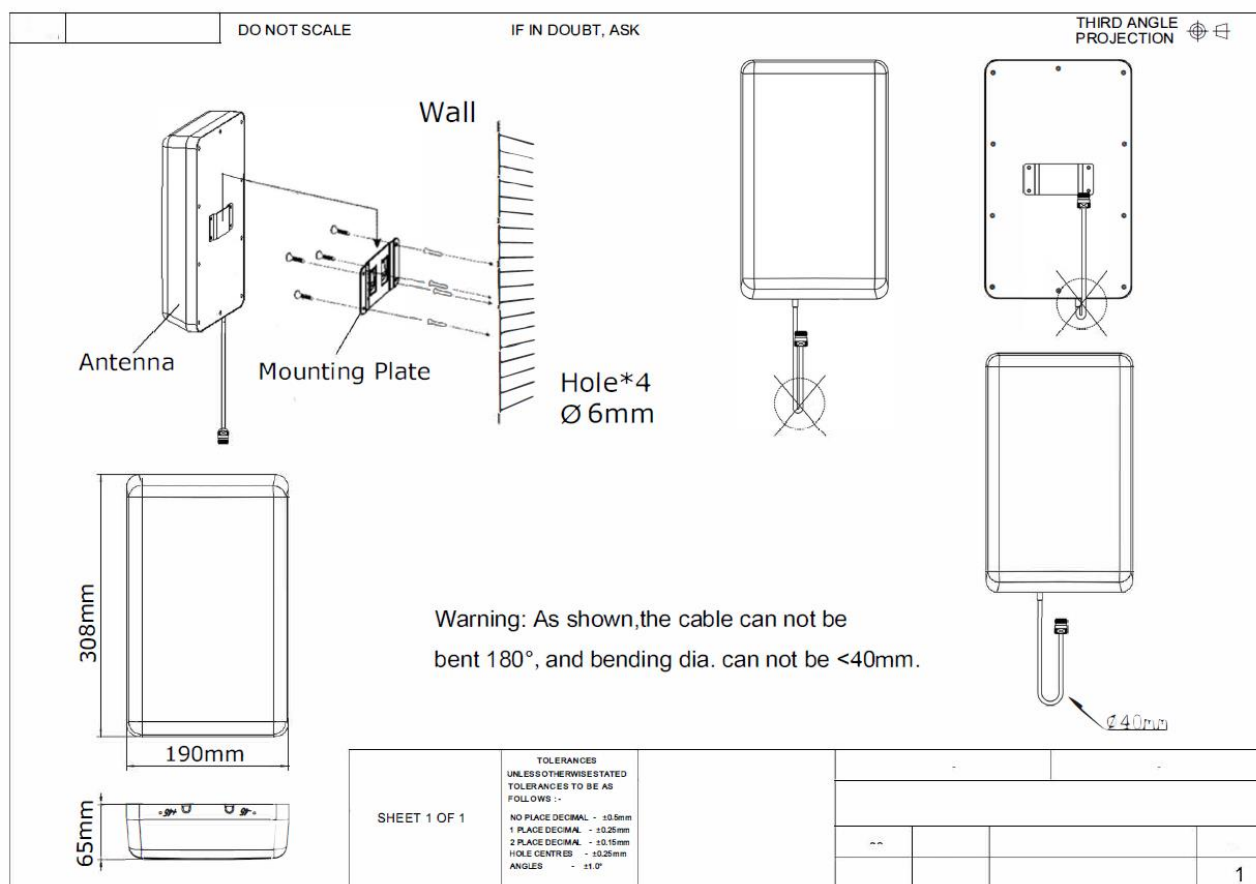
## PACKAGING

### PD380-4000S143

- 1.Inner box: 385\*227\*80mm;
- 2.Outer box size: 780\*400\*475mm;
3. 20Pcs/Carton;

## Installation instructions

### PD380-4000S143



### Notes:

1. Please contact sales for availability, lead time, and/or any special requests. Samples available upon request.

### For More Information:

Americas - [antennas.us@pulseelectronics.com](mailto:antennas.us@pulseelectronics.com) | Europe - [antennas.eu@pulseelectronics.com](mailto:antennas.eu@pulseelectronics.com) | Asia - [antennas.as@pulseelectronics.com](mailto:antennas.as@pulseelectronics.com) | Questions? +1-800-ANTENNA  
Performance warranty of products offered on this data sheet is limited to the parameters specified. Data is subject to change without notice. Other brand and product names mentioned herein may be trademarks or registered trademarks of their respective owners. © Copyright , 2020. Pulse Electronics, Inc. All rights reserved.  
Company address: Pulse Electronics, a YAGEO Company, 15255 Innovation Drive, Suite #100, San Diego, CA 92128