


Nano MQS

TE Internal #: 2208339-1

Housing for Female Terminals, Wire-to-Board / Wire-to-Wire, 10
Position, .07 in [1.8 mm] Centerline, Black, Wire & Cable, Signal,
Nano MQS

[View on TE.com >](#)

Connectors > Automotive Connectors > Automotive Housings > MQS, CONNECTOR HOUSING

Connector System: **Wire-to-Board, Wire-to-Wire**Number of Positions: **10**Connector & Housing Type: **Housing for Female Terminals**Centerline (Pitch): **1.8 mm [.07 in]**Sealable: **No**[All MQS, CONNECTOR HOUSING \(438\)](#)

Features

Product Type Features

Mixed & Hybrid Connector	No
Connector Shape	Rectangular
Connector System	Wire-to-Board, Wire-to-Wire
Connector & Housing Type	Housing for Female Terminals
Sealable	No
Connector & Contact Terminates To	Wire & Cable
Primary Locking Feature	On the Terminal

Configuration Features

Number of Positions	10
Number of Rows	2

Electrical Characteristics

Operating Voltage	12 VDC
-------------------	--------



Nominal Voltage Architecture	12 V, 24 V
------------------------------	------------

Body Features

Cable Exit Angle	180°
Primary Product Color	Black
Connector & Keying Code	A

Contact Features

Contact Size	.5mm
Contact Type	Receptacle
Mating Tab Width	.5 mm [.02 in]
Contact Current Rating (Max)	3 A

Mechanical Attachment

Terminal Position Assurance	Yes
Strain Relief	Without
Mating Alignment Type	Keyed
Mating Alignment	With
Connector Mounting Type	Cable Mount (Free-Hanging)

Housing Features

Housing Material	PBT GF
Centerline (Pitch)	1.8 mm [.07 in]

Dimensions

Connector Height	7.2 mm [.283 in]
Product Width	16.45 mm [.648 in]
Product Length	15.18 mm [.597 in]
Row-to-Row Spacing	5.9 mm [.232 in]

Usage Conditions

Operating Temperature (Max)	105 °C [221 °F]
Operating Temperature Range	-40 – 105 °C [-40 – 221 °F]

Operation/Application

Circuit Application	Signal
---------------------	--------

Industry Standards

UL Flammability Rating	UL 94HB
------------------------	---------

Packaging Features



Packaging Quantity	1
Packaging Method	Box & Carton

Other

Serviceable	No
Connector Position Assurance Capable	No

Product Compliance

[For compliance documentation, visit the product page on TE.com>](#)

EU RoHS Directive 2011/65/EU	Compliant
EU ELV Directive 2000/53/EC	Compliant
China RoHS 2 Directive MIIT Order No 32, 2016	No Restricted Materials Above Threshold
EU REACH Regulation (EC) No. 1907/2006	Current ECHA Candidate List: JUNE 2023 (235) Candidate List Declared Against: JUNE 2023 (235) Does not contain REACH SVHC
Halogen Content	Low Halogen - Br, Cl, F, I < 900 ppm per homogenous material. Also BFR/CFR/PVC Free
Solder Process Capability	Not reviewed for solder process capability

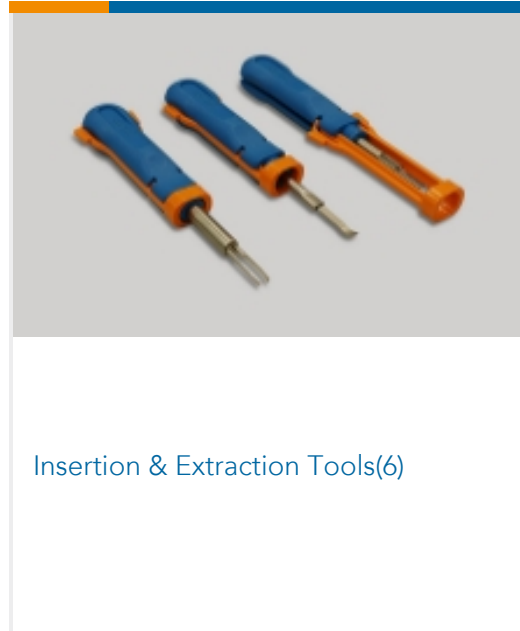
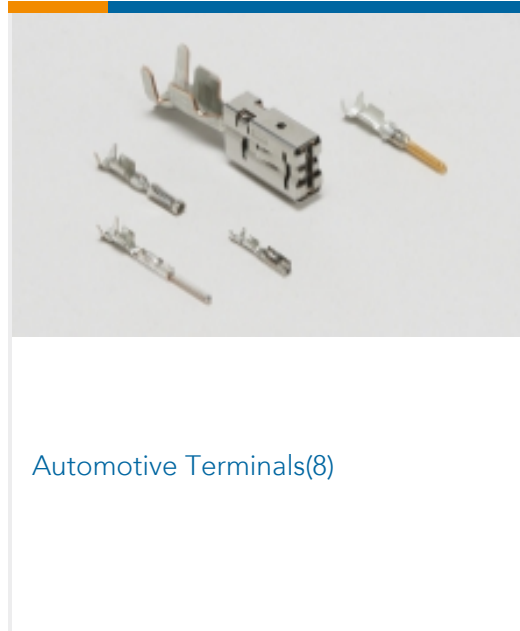
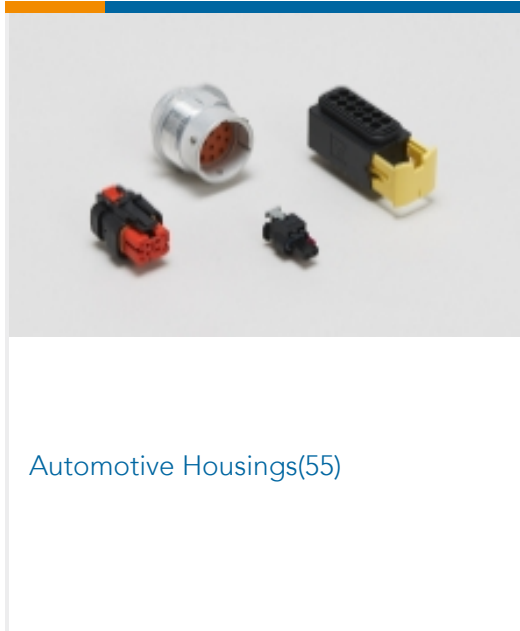
Product Compliance Disclaimer

This information is provided based on reasonable inquiry of our suppliers and represents our current actual knowledge based on the information they provided. This information is subject to change. The part numbers that TE has identified as EU RoHS compliant have a maximum concentration of 0.1% by weight in homogenous materials for lead, hexavalent chromium, mercury, PBB, PBDE, DBP, BBP, DEHP, DIBP, and 0.01% for cadmium, or qualify for an exemption to these limits as defined in the Annexes of Directive 2011/65/EU (RoHS2). Finished electrical and electronic equipment products will be CE marked as required by Directive 2011/65/EU. Components may not be CE marked. Additionally, the part numbers that TE has identified as EU ELV compliant have a maximum concentration of 0.1% by weight in homogenous materials for lead, hexavalent chromium, and mercury, and 0.01% for cadmium, or qualify for an exemption to these limits as defined in the Annexes of Directive 2000/53/EC (ELV). Regarding the REACH Regulation, the information TE provides on SVHC in articles for this part number is based on the latest European Chemicals Agency (ECHA) 'Guidance on requirements for substances in articles' posted at this URL: <https://echa.europa.eu/guidance-documents/guidance-on-reach>

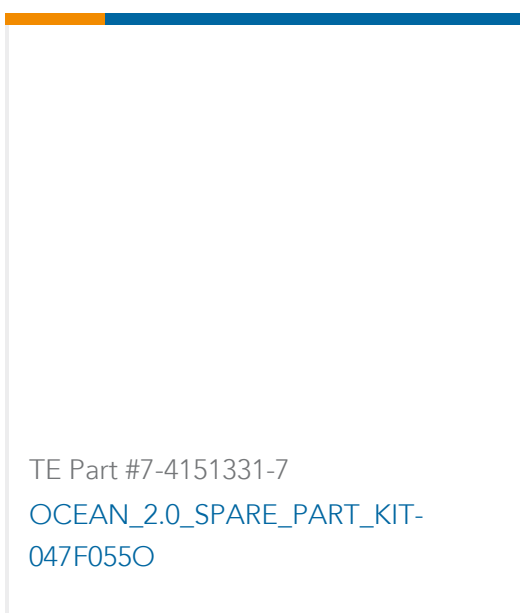
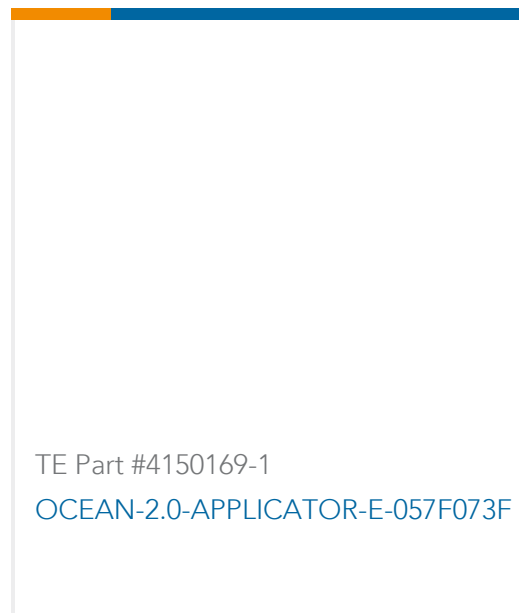
Compatible Parts



Also in the Series | Nano MQS



Customers Also Bought





Documents

Product Drawings

[10POS,NANOMQS,REC HSG,CODA](#)

English

CAD Files

Customer View Model

[ENG_CVM_CVM_2208339-1_A1.3d_stp.zip](#)

English

Customer View Model

[ENG_CVM_CVM_2208339-1_A1.3d_igs.zip](#)

English

3D PDF

3D

Customer View Model

[ENG_CVM_CVM_2208339-1_A1.2d_dxf.zip](#)

English

By downloading the CAD file I accept and agree to the [Terms and Conditions](#) of use.

Datasheets & Catalog Pages

[Micro Quadlok Interconnection System \(MQS\)](#)

English

Product Specifications

[Application Specification](#)

English

[Application Specification](#)

English