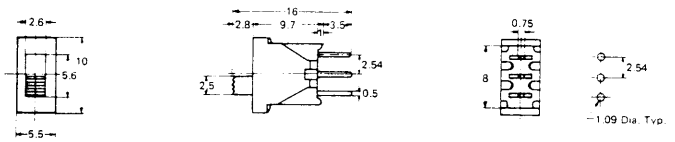
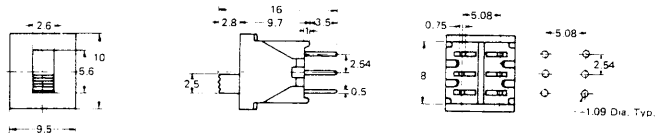


## US1-1 SPDT straight mount



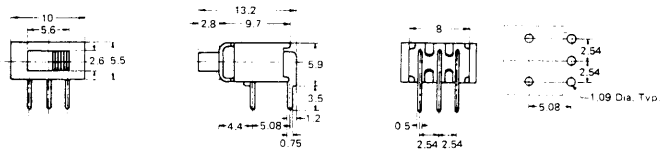
Part No.			
US1D-1	On	None	On
US1E-1	On	Off	On

## US2-1 DPDT straight mount



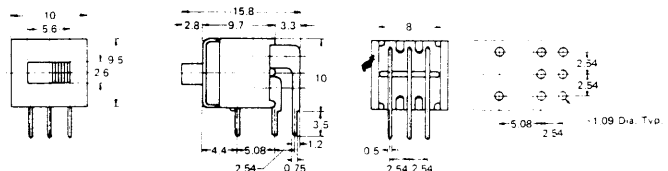
Part No.			
US2N-1	On	None	On
US2P-1	On	Off	On

## US1-2 SPDT angled mount



Part No.			
US1D-2	On	None	On
US1E-2	On	Off	On

## US2-2 DPDT angled mount



Part No.			
US2N-2	On	None	On
US2P-2	On	Off	On

## Features

- Designed for PCB applications-standard 2.54mm terminal spacing.
- Ultra miniaturised size.
- Bi-furcated contacts for reliable dry circuit working.
- Terminals sealed against ingress of flux.
- Provided with stand-offs for proper cleaning after soldering and maximum mounting stability.
- Case material (PBT) is highly resistant to heat, shock or chemical attack.
- Sealed, long toggle and threaded bush versions available.

## Specification

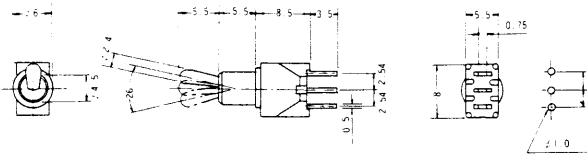
Contact rating	5Vdc 100mA 25Vdc 25mA
Contact current range	0.1μA — 100mA
Initial contact resistance	<20mΩ at 100mV, 1mA
Insulation resistance	1000MΩ at 100Vdc
Dielectric strength	500Vdc for 1 minute
Operating temp. range	-20°C to +80°C
Electrical life	2 pos. > 50,000 operations 3 pos. > 30,000 operations
Mechanical life	2 pos. > 100,000 operations 3 pos. > 50,000 operations

## Construction

Case	Polybutylene terephthalate (PBT) glass filled UL94-V0
Frame	Nickel plated steel
Sleeve/Lever	Nickel plated brass
Terminals/Contacts	Phosphor bronze with 1.3μ gold plate on 3μ nickel barrier.

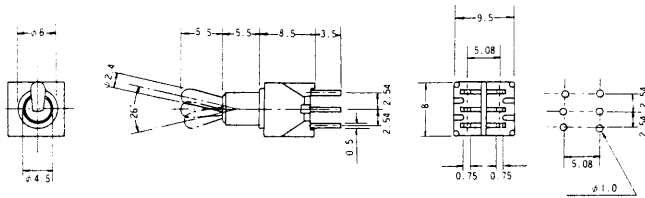
(On) = momentary On

### UT1-1 SPDT straight mount



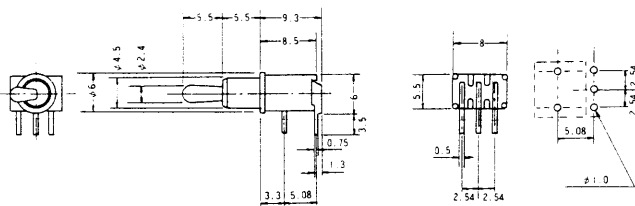
Part No.			
UT1D-1	On	None	On
UT1E-1	On	Off	On
UT1F-1	On	None	(On)
UT1G-1	(On)	Off	(On)
UT1H-1	On	Off	(On)

### UT2-1 DPDT straight mount



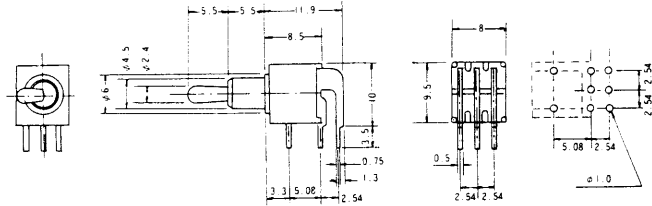
Part No.			
UT2N-1	On	None	On
UT2P-1	On	Off	On
UT2R-1	On	None	(On)
UT2S-1	(On)	Off	(On)
UT2T-1	On	Off	(On)

### UT1-2 SPDT angled mount



Part No.			
UT1D-2	On	None	On
UT1E-2	On	Off	On
UT1F-2	On	None	(On)
UT1G-2	(On)	Off	(On)
UT1H-2	On	Off	(On)

### UT2-2 DPDT angled mount



Part No.			
UT2N-2	On	None	On
UT2P-2	On	Off	On
UT2R-2	On	None	(On)
UT2S-2	(On)	Off	(On)
UT2T-2	On	Off	(On)

### Long lever and threaded bush options

Any switch in the UT range may be supplied  
 — with an 11mm long lever, or  
 — with a 6mm threaded bush and 9mm lever, or  
 — with a 6mm threaded bush and 11mm lever.

(Threaded bush versions are fitted with hexagon nuts, lock washers and locating rings.)

To order, add appropriate suffix to part no.  
 Long lever : add suffix (3)  
 Threaded bush, 9mm lever : add suffix (5)  
 Threaded bush, 11mm lever : add suffix (3)-(5)

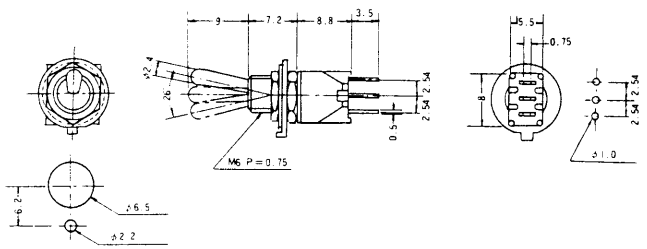


Illustration shows UT1D-1(5)

### Sealed versions

Sealed versions of the UT series withstand complete water submersion, Freon or ultrasonic cleaning, steam cleaning and include shaft "O" ring, bushing "O" ring and lead frame "O" ring. To order, add suffix "S" to part number.