


# Metal Film Resistors

## MFR Series

- Professional grade approved to BSCECC 40101-803 and 019
- Tolerances down to 0.5%
- Temperature coefficient down to 50ppm/°C



## Electrical Data

		MFR3	MFR4	MFR5
Power rating at 70°C	watts	0.4	0.5	0.75
Resistance range	ohms	10R - 1M	1R0 - 10M <sup>1</sup>	1R0 - 1M
Limiting element voltage	volts	200	350	350
TCR	ppm/°C	50	50	≤10:150 >10:100 <sup>2</sup>
Resistance tolerance	%	1	0.5, 1	0.5, 1

Note 1 - Professional grade only above 1MΩ

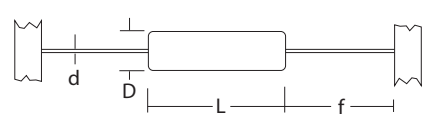
Note 2 - Tighter TCRs are available on professional grade, consult factory for details.

Approved CECC 40101 - 019 Style		FZ	FX	EZ	EX
Power rating at 70°C	watts	0.25	0.25	0.5	0.5
Resistance range	ohms	1 to 1M	1 to 1M	10 to 1M0	10 to 1M
Limiting element voltage	volts	250	250	350	350
TCR	ppm/°C	100	250	100	250
Resistance tolerance	%	5.1 to 9.1 : 200	5.1 to 9.1 : 500	1	1

Approved CECC 40101 - 803 Style		BC	BK	CC	CK
Power rating at 70°C	watts	0.125	0.125	0.25	0.25
Resistance range	ohms	10 to 1M	10 to 1M	10 to 1M	10 to 1M
Limiting element voltage	volts	200	200	250	250
TCR	ppm/°C	50	100	50	100
Resistance tolerance	%	0.5, 1	0.5, 1	0.5, 1	0.5, 1

Standard values		E24, E96 preferred		
Thermal impedance	°C/watt	150	140	112
Ambient temperature range	°C	-55 to 155		
Product grades available		commercial	commercial, professional	professional

## Physical Data

Dimensions (mm) & Weight (g)									
Type		L max	D max	F min	d nom	PCB mount centres	Min bend radius	Wt. nom	
MFR3	Commercial	3.7	2.0	22.4	0.45	7.6	0.5	0.1	
MFR4	Professional	6.2	2.5	21.0	0.6	10.2	0.6	0.3	
	Commercial	6.8	3.0	21.0	0.55	10.2	0.6	0.3	
MFR5	Professional	9.0	3.6	19.6	0.8	12.7	1.2	0.5	

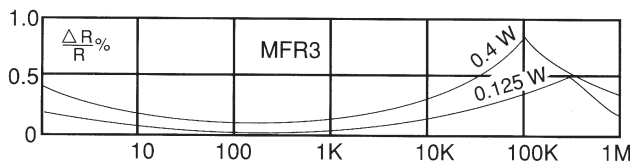
### General Note

Welwyn Components reserves the right to make changes in product specification without notice or liability. All information is subject to Welwyn's own data and is considered accurate at time of going to print.

## Performance Data - Type MFR 3

		CECC 40101-019*	Actual Performance	
			Requirements	Maximum
Load at commercial rating : 1000 hours at 70°C	$\Delta R$ %		0.8	See Graph 1
Load at CECC rating : 1000 hours at 70°C	$\Delta R$ %	2	0.5	See Graph 1
Shelf life : 12 months at room temperature	$\Delta R$ %	Not Specified	0.1	0.07
Derating		zero at 155°C		
Short term overload	$\Delta R$ %	0.5	0.25	0.03
Climatic	$\Delta R$ %	2	0.5	0.2
Climatic category		55/125/56		
Long term damp heat	$\Delta R$ %	2	0.5	0.3
Temperature rapid change	$\Delta R$ %	0.5	0.25	0.05
Resistance to solder heat	$\Delta R$ %	0.5	0.25	0.02
Vibration and bump	$\Delta R$ %	0.5	0.1	0.01
Noise. (in a decade of frequency)	$\mu V/V$	Not specified	0.1	0.07
Insulation resistance	ohms	>1G	>1G	>1G
Voltage proof	volts	350 min	400 min	400 min
Pulse handling			Data available upon request	

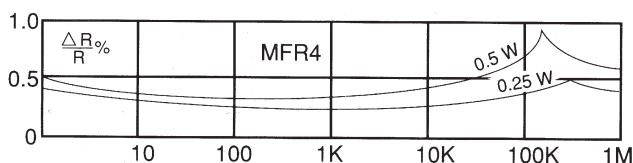
\* CECC requirements are included for reference only; CECC release is not available on MFR3



Graph 1 – Load for 1000 hours at 70°C: maximum changes

## Performance Data - Type MFR 4

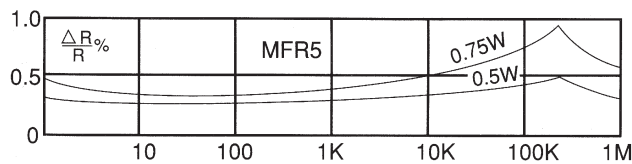
		CECC 40101-019	CECC 40101-803	Actual Performance	
		Requirements	Requirements	Maximum	Typical
Load at commercial rating : 1000 hours at 70°C	$\Delta R$ %			0.8	See Graph 2
Load at CECC rating : 1000 hours at 70°C	$\Delta R$ %	2	1	0.5	See Graph 2
Shelf life : 12 months at room temperature	$\Delta R$ %	Not specified	Not Specified	0.1	0.07
Derating		zero at 155°C	zero at 155°C		
Short term overload	$\Delta R$ %	0.5	0.25	0.25	0.01
Climatic	$\Delta R$ %	2	1	0.5	0.2
Climatic category		55/125/56	55/125/56		
Long term damp heat	$\Delta R$ %	2	1	0.5	0.3
Temperature rapid change	$\Delta R$ %	0.5	0.25	0.25	0.04
Resistance to solder heat	$\Delta R$ %	0.5	0.25	0.25	0.07
Vibration and bump	$\Delta R$ %	0.5	0.25	0.1	0.01
Noise. (in a decade of frequency)	$\mu V/V$	Not Specified	Not Specified	0.1	0.1
Insulation resistance	ohms	>1G	>1G	>1G	>1G
Voltage proof	volts	500 min	400 min	500 min	500 min
Pulse handling				Data available upon request	



Graph 2 – Load for 1000 hours at 70°C: maximum changes

## Performance Data - Type MFR 5

		CECC 40101-019 Requirements	CECC 40101-803 Requirements	Actual Performance	
				Maximum	Typical
Load at commercial rating :	$\Delta R \%$			0.9	See Graph 3
1000 hours at 70°C					
Load at CECC rating :	$\Delta R \%$	2	1	0.5	See Graph 3
1000 hours at 70°C					
Shelf life :	$\Delta R \%$	Not specified	Not Specified	0.1	0.07
12 months at room temperature					
Derating		zero at 155°C	zero at 155°C		
Short term overload	$\Delta R \%$	0.5	0.25	0.25	0.01
Climatic	$\Delta R \%$	2	1	0.5	0.2
Climatic category		55/125/56	55/125/56		
Long term damp heat	$\Delta R \%$	2	1	0.5	0.3
Temperature rapid change	$\Delta R \%$	0.5	0.25	0.25	0.04
Resistance to solder heat	$\Delta R \%$	0.5	0.25	0.25	0.07
Vibration and bump	$\Delta R \%$	0.5	0.25	0.1	0.01
Noise. (in a decade of frequency)	$\mu V/V$	Not Specified	Not Specified	0.1	0.07
Insulation resistance	ohms	>1G	>1G	>1G	>1G
Voltage proof	volts	700 min	500 min	700 min	700 min
Pulse handling		Data available upon request			

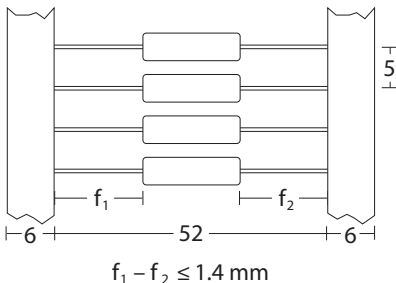


Graph 3 – Load for 1000 hours at 70°C: maximum changes

### Packaging

All MFR resistors are supplied tape packed ready for loading on to automatic sequencing and insertion machines. Component wires will not protrude beyond the outside edge of the tapes.

Alternative packaging available by request.



Lead Formed resistors can also be supplied. Standard options of Lancet, Radial and Goalpost forming are available.

### Construction

The resistance element is a precisely controlled thin film of metal alloy sputtered on to a high purity ceramic core, protected by a moisture-resistant, high dielectric strength coating applied so that terminations remain completely clear.

### Terminations

- Material** Hot tin dipped copper wire
- Strength** The terminations meet the requirements of IEC 68.2.21
- Solderability** The terminations meet the requirements of IEC 115-1, Clause 4.17.3.2

### Marking

0.5% and 1% tolerance resistors are colour coded with 5 bands. IEC 62 colours are used.

### Solvent Resistance

The body protection and marking are resistant to all normal industrial cleaning solvents suitable for printed circuits.

## Ordering Procedure

Example: Professional grade MFR4 at 4.7 kilohms and 1% tolerance in ammo pack box of 5000 pieces -

**MFR4 - 4K7 F I**

Type \_\_\_\_\_

Value (use IEC62 code) \_\_\_\_\_

Tolerance (use IEC62 code) \_\_\_\_\_

D	0.5%
F	1%

Packing / Grade \_\_\_\_\_

C	Ammo	MFR3, MFR4	5000/box	CECC release is not available for commercial grade
I		MFR4	5000/box	CECC release is optionally available for professional grade *
		MFR5	2500/box	

\* For CECC released product state on order the CECC number and style.  
 Example: **MFR4-4K7FI CECC40101-019 FZ**