

Fox Part Number: 603-38.88-7

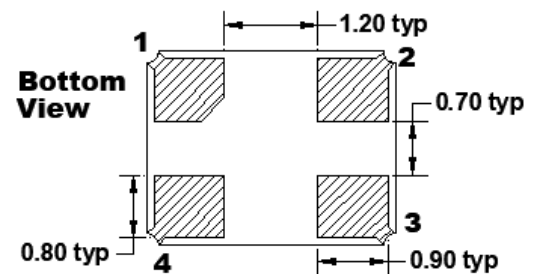
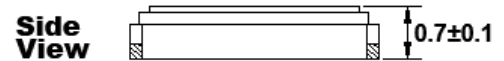
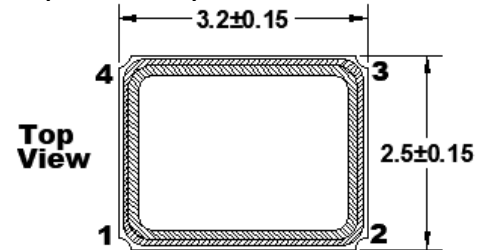
LEAD-FREE, CERAMIC, SMD, CRYSTAL
MODEL: C3BS (Formerly FX325BS Series)

RoHS / REACH Compliant / Pb-Free

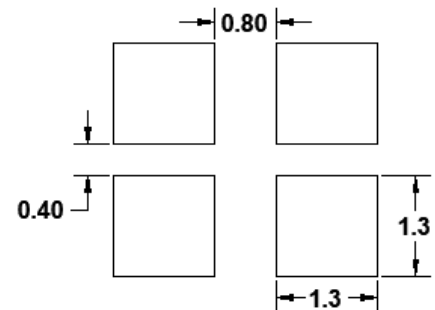
A. Specifications

Parameters	
Frequency	38.880 MHz
Resonance Mode	Fundamental
Frequency Tolerance @ 25°C	±20 PPM Max
Frequency Stability, ref @ 25°C Over Operating Temp. Range	±20 PPM Max
Temperature Range	
Operating (T _{OPR})	-40°C ~ +85°C
Storage (T _{STG})	-55°C ~ +125°C
Equivalent Series Resistance (ESR)	30 Ohms Max
Shunt Capacitance (C _O)	3 pF Max
Load Capacitance (C _L)	12 pF
Drive Level	0.1 mW Max
Aging per year	±5 PPM Max
Maximum Soldering Temp / Time	260°C / 10 Seconds x2
Moisture Sensitivity Level (MSL)	1
Termination Finish:	Au
Weight (TYP)	22.754 mg

B. Mechanical / Dimensions (millimeters):



Recommended Solder Pad Layout



Dimensions in mm

Pin Connections

#1 - Crystal #2 - Lid/Gnd
 #3 - Crystal #4 - Lid/Gnd

NOTE: The above specifications, having been carefully prepared and checked, is believed to be accurate at the time of publication; however, no responsibility is assumed by Fox Electronics for inaccuracies.

Reference / Comments	Title / Description: Product Specifications	
Initial release	Drawing Number: DWG-101664	Size: A
	Part Number: 603-38.88-7	Cage: 61429
	Draftsperson: DG	Approved: MJ
		Date: 7/22/2019

Fox Part Number: 603-38.88-7

LEAD-FREE, CERAMIC, SMD, CRYSTAL

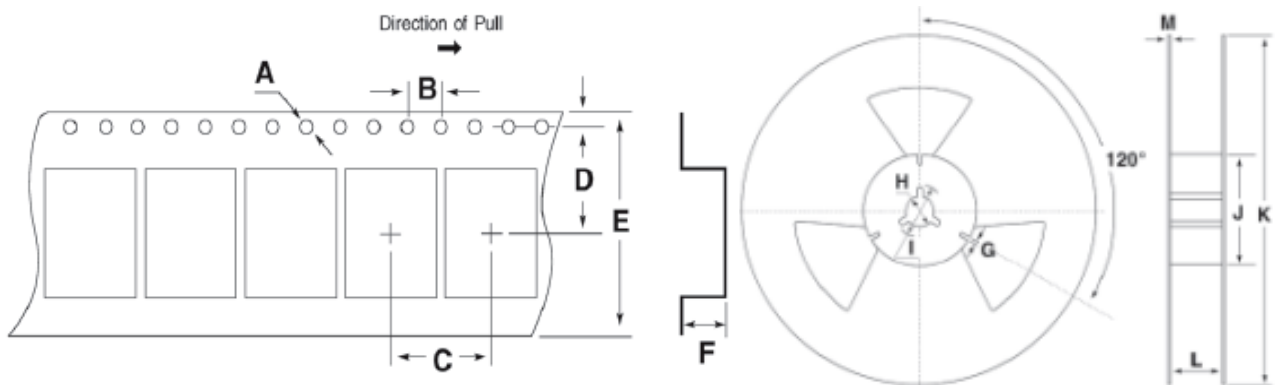
MODEL: C3BS (Formerly FX325BS Series)

RoHS / REACH Compliant / Pb-Free

Tape & Reel details on page 2

Tape & Reel Specification

Tape Specifications (millimeters)						
A	B	C	D	E	F	Reel Options
Ø1.5	4.0	4.0	3.5	8.0	1.3	-T1 = 1,000 -T2 = 2,000 -T3 = 3,000 Default



Reel Specifications (millimeters)						
G	H	I	J	K	L	M
2.0	Ø13	Ø21	Ø80	Ø180	9.0	2.0

NOTE: The above specifications, having been carefully prepared and checked, is believed to be accurate at the time of publication; however, no responsibility is assumed by Fox Electronics for inaccuracies.

Reference / Comments	Title / Description: Product Specifications		
Initial release	Drawing Number: DWG-101664		Size: A
	Part Number: 603-38.88-7		Cage: 61429
	Draftsperson: DG	Approved: MJ	Date: 7/22/2019