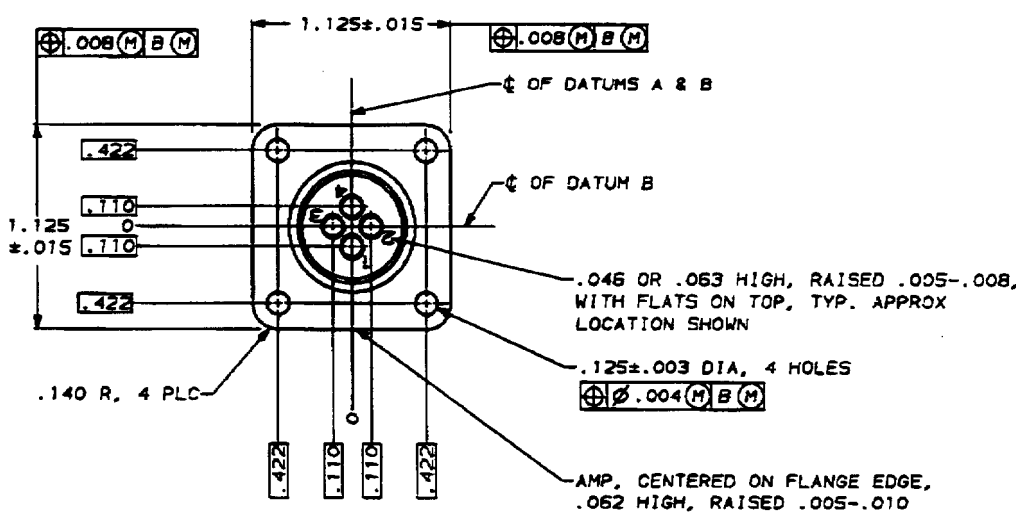
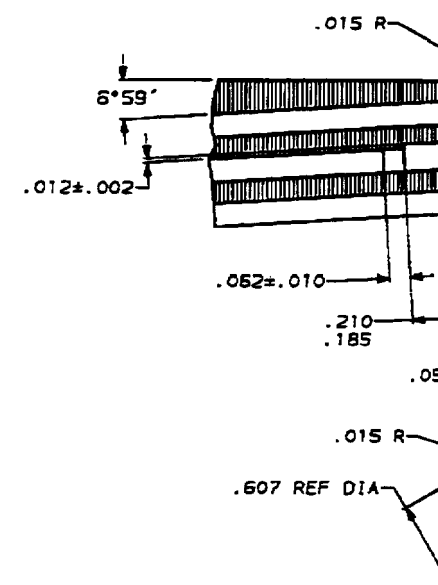
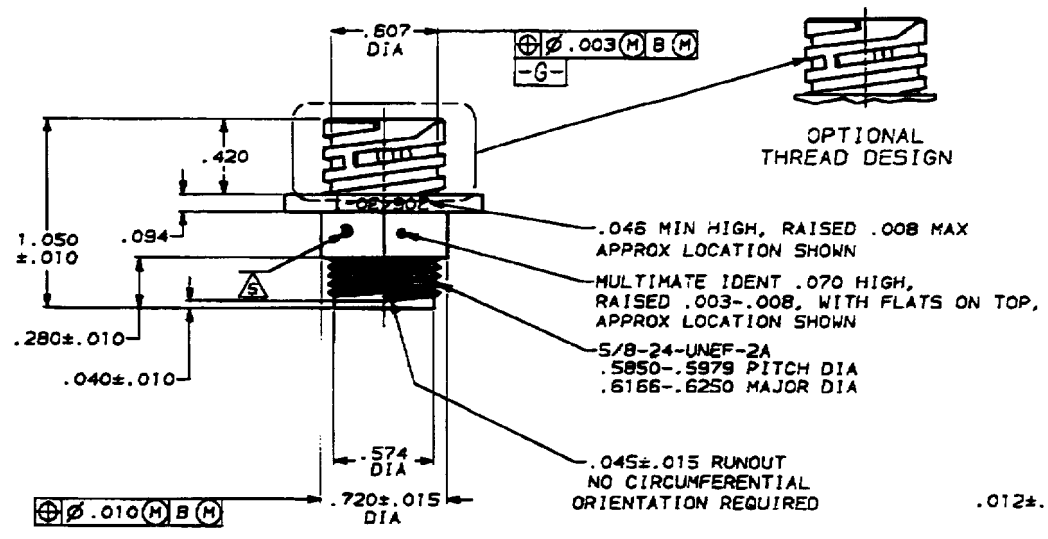
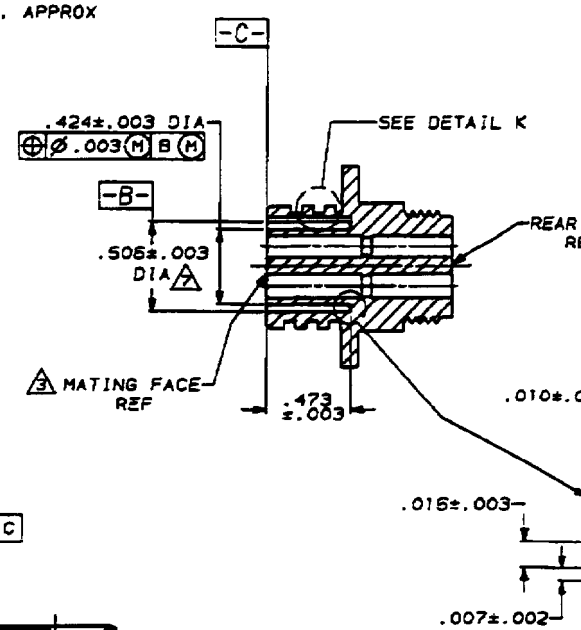
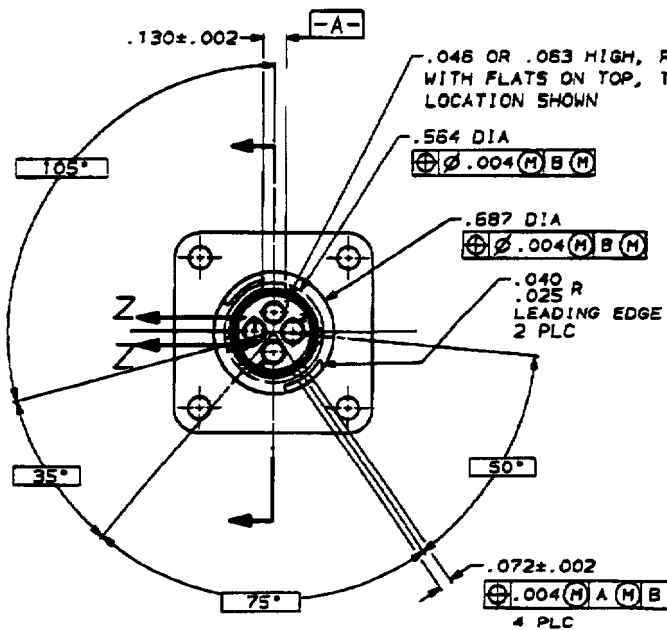


592 857 plus 592 882

206430

DRAWING MADE IN THIRD ANGLE PROJECTION

THIS DRAWING IS A CONTROLLED DOCUMENT FOR AMP. INCORPORATED. IT IS SUBJECT TO CHANGE AND THE CONTROLLER'S AUTHORITY. REVISIONS SHOULD BE CONTROLLED FOR THE LATEST REVISION.



REV	4
LOC	BD
DATE	5

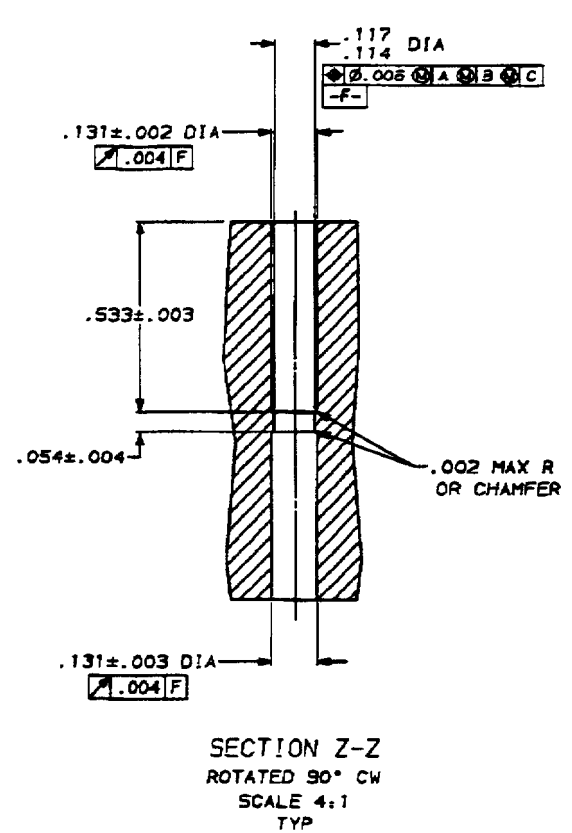
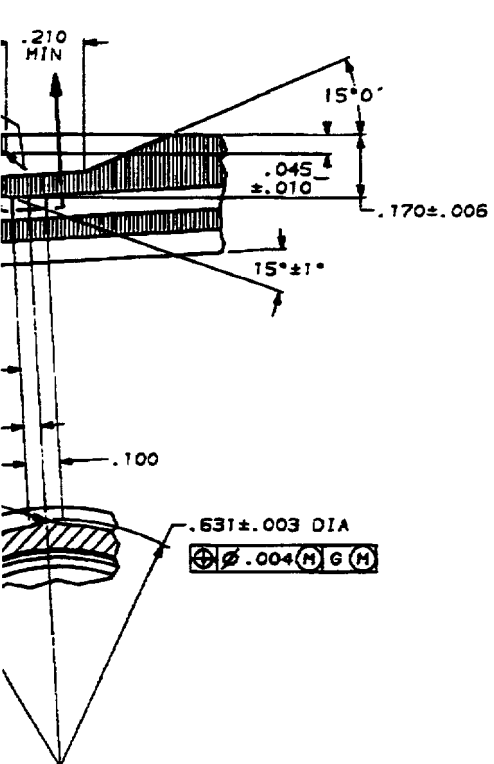
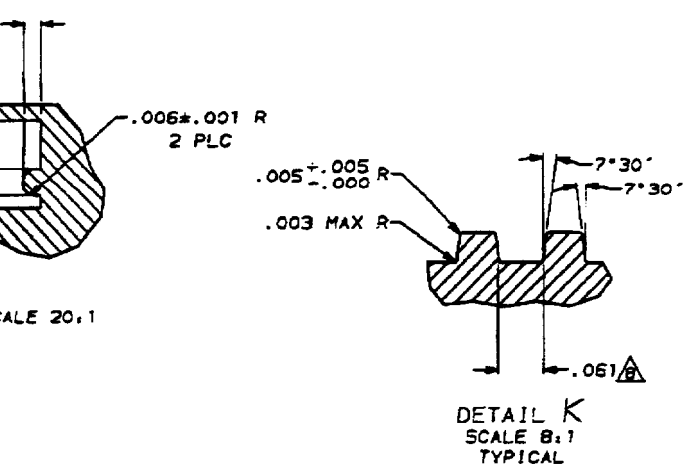
592 882 (206430-1)

206430

USED ON:

- 1. 702973-1, NYLON, BLACK, NYLAFIL J-17/20/VO, OPTIONAL 1-702973-1 OR 702973-9.
- 2. PART MUST MEET 115-40-1.
- 3. .020 MAX FLASH PERMITTED ON MATING FACE.
- 4. .025 MAX FLASH PERMITTED ON REAR FACE.
- 5. 1-18839-3, CSA LOGO, RAISED .003-.006 AT APPROX LOCATION SHOWN.
- 6. GATES, .010 PROJECTION OR DEPRESSION ALLOWED PROVIDING CUT-OFF IS SMOOTH WITH NO SHARP EDGES.
- 7. DIMENSION APPLIES AT BOTTOM OF FEATURE, 0°30' DRAFT ALLOWED.
- 8. MARKS DUE TO NATURAL UNDERCUT OF SQUARE THREAD ARE PERMISSIBLE.

CE A

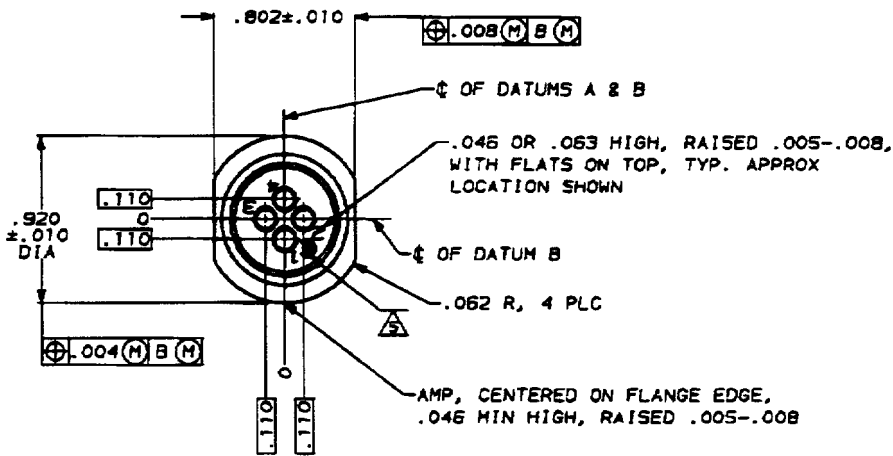
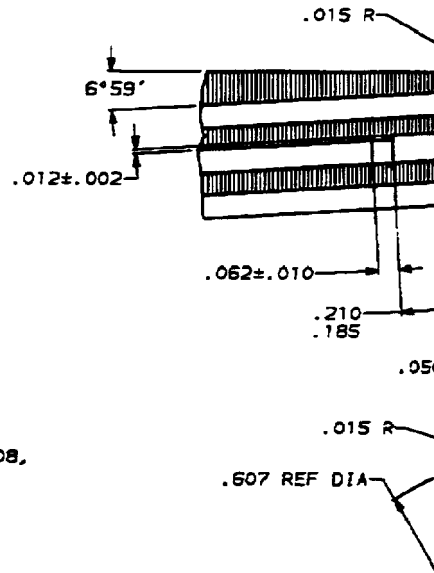
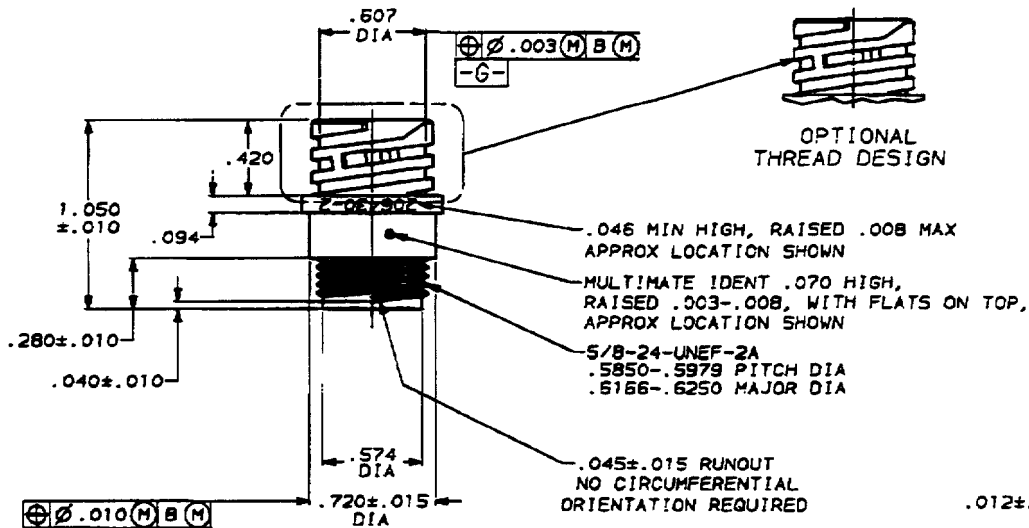
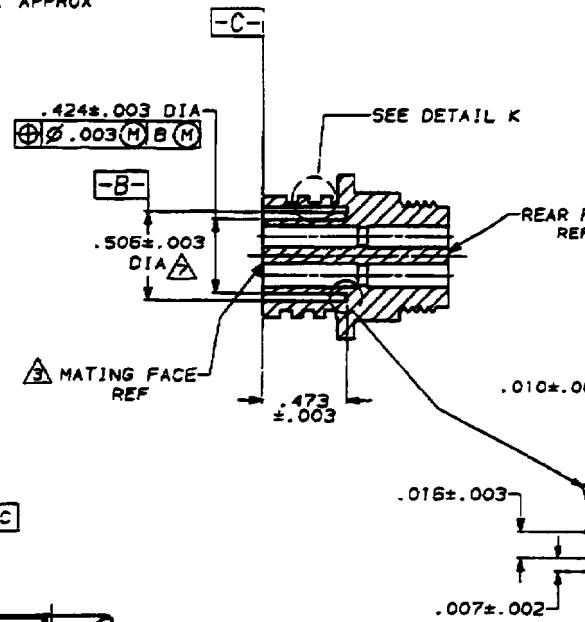
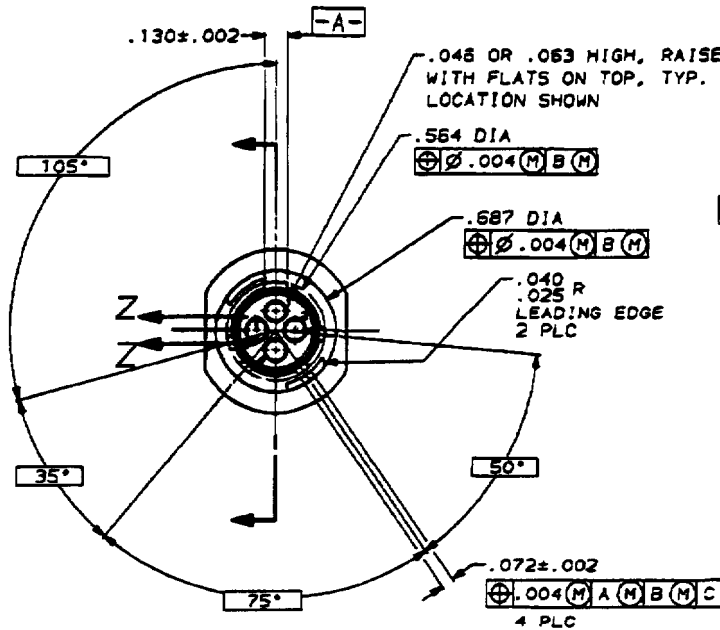


OBSELETE	SMALL PACK	206430-1	206430-5
			206430-3
	STANDARD	△	206430-1
	PACKAGING	MATERIAL	PART NUMBER

QTY REQD PER ASSY	PART NO	DESCRIPTION	1759 NO
REVISION OF EACH ASSY NO OTHER BLANK, USE DWG REVISION			
PARTS LIST			
MATERIAL		HEAT TREAT	FINISH
SEE TABLE			
DR 07/26/93	APP 08/19/93	AMP	
D. BELTZ	A. FRANTUN	AMP Incorporated	
CHK 08/11/93	REL 08/13/93	Newburgh, NY 12550-0001	
R. STONE	A. FRANTUN		
NAME RCPT HSG, RVS SEX, SHELL SIZE 11, CPC			
SCALE 2:1	DWG NO 206430	SHEET 1 of 2	REV L1

206430

DRAWING MADE IN THIRD ANGLE PROJECTION



FLA 4 THREADS

THIS DRAWING IS A CONTROLLED DOCUMENT FOR AMP. INDIVIDUALS: IT IS SUBJECT TO CHANGE AND THE CONTROLLING PART NUMBER SHOULD BE CONSULTED FOR THE LATEST REVISION.

THIS INFORMATION IS CONFIDENTIAL AND IS FURNISHED TO YOU ON CONDITION THAT YOU WILL NOT DISCLOSE IT TO OTHER THAN AMP, WITHOUT THE WRITTEN APPROVAL OF THE PARTY OR INDIVIDUALS, IDENTIFIED, HEREIN.

REV	4
LOC	80
DIST	5

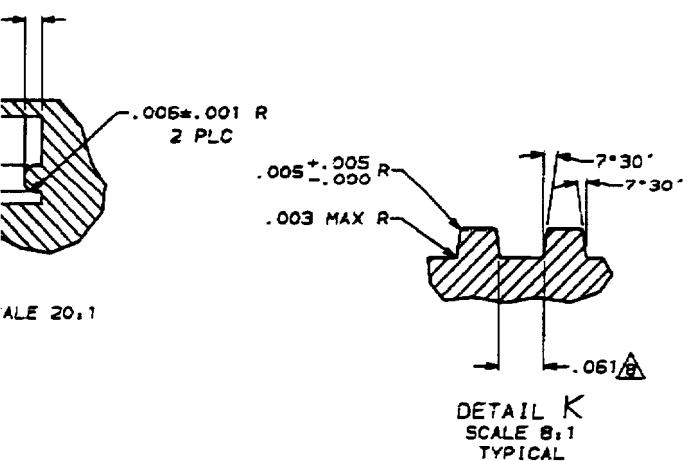
592 87

206430

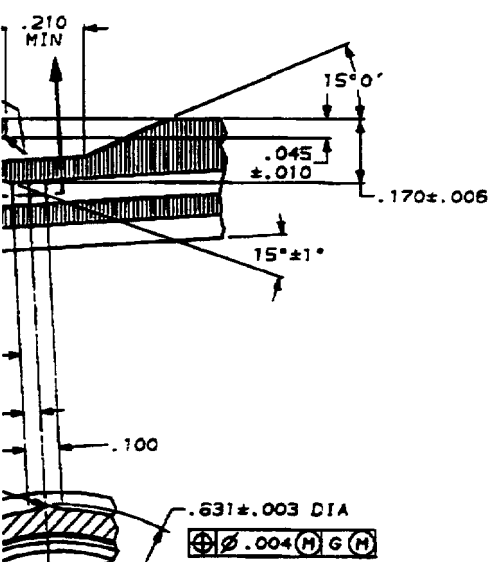
USED ON:-

- 1. 702973-1, NYLON, BLACK, NYLAFIL J-17/20/VO. OPTIONAL 1-702973-1 OR 702973-9.
- 2. PART MUST MEET 115-40-1.
- 3. .020 MAX FLASH PERMITTED ON MATING FACE.
- 4. .025 MAX FLASH PERMITTED ON REAR FACE.
- 5. 1-18839-4, CSA LOGO, RAISED .002-.004 AT APPROX LOCATION SHOWN.
- 6. GATES, .010 PROJECTION OR DEPRESSION ALLOWED PROVIDING CUT-OFF IS SMOOTH WITH NO SHARP EDGES.
- 7. DIMENSION APPLIES AT BOTTOM OF FEATURE, 0°30' DRAFT ALLOWED.
- 8. MARKS DUE TO NATURAL UNDERCUT OF SQUARE THREAD ARE PERMISSIBLE.

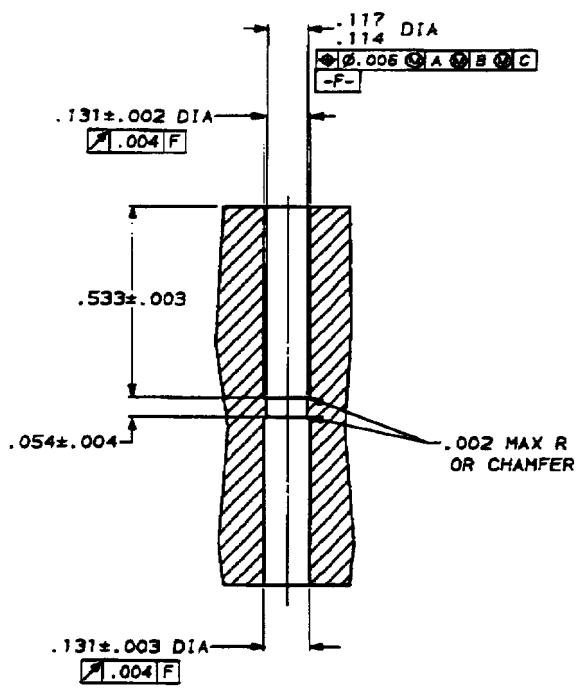
CE



DETAIL K
SCALE 8:1
TYPICAL



THREAD DETAIL
PER INCH, DOUBLE THREAD
SCALE 4:1
2 PLC



SECTION Z-Z
ROTATED 90° CW
SCALE 4:1
TYP

OBSOLETE	-	206430-4
	△	206430-2
MATERIAL		PART NUMBER

QTY REQD PER ASSY	PART NO	DESCRIPTION	ITEM NO
		REVISION OF EACH ASSY NO OTHER BLANK, USE OUR REVISION	
PARTS LIST			
MATERIAL	HEAT TREAT	FINISH	
SEE TABLE			
OR 07/26/93 D. BELTZ	APP 08/13/93 A. PRANTON	AMP APP Engineering Pittsburgh, PA 15106-0000	
CHK 08/11/93 R. STONE	REL 08/13/93 A. PRANTON		
NAME RCPT HSG, RVS SEX, SHELL SIZE 11, CPC			
SCALE 2:1	DWG NO 206430	SHEET 2=2	REV L1

P I F I L T R REVISION RECORD APP DATE REMOVE BURRS, BREAK SHARP EDGES .015 R MAX

D
C
B
A