

## OTi DALI 75/220...240/700 D LT2 UF L

OPTOTRONIC Intelligent Ultraflat – DALI (non-isolated) | Linear constant current LED driver – Dimmable



### Product family features

- Line frequency: 0 Hz | 50 Hz | 60 Hz
- Versatile DALI window driver up to 75 W due to flexible output characteristic
- Supply voltage: 220...240 V
- Available with output current range: up to 700 mA
- Direct Ultraflat sensor connection via LEDset (LS/PD LT2 LI UF Sensor)
- Use with Ultraflat DALI sensor (LS/PD DALI LI UF Sensor)
- Constant Lumen Output (CLO)
- Non-isolated drivers
- DALI-2 certified (Part -101,-102 and -207)

## Product datasheet

---

### Product family benefits

- Ultra-flat housing (11 mm height) for innovative luminaire designs and applications
- LEDset interface for direct Ultraflat sensor connection (LS/PD LT2 LI UF sensor)
- Fully programmable via T4T software (NFC, DALI Interface)
- Lifetime: up to 100,000 h (temperature at  $T_c = 65$  °C, max. 10 % failure rate)
- High-quality dimming of 1...100 % by amplitude dimming
- High quality of light thanks to <1% output ripple current
- Very high efficiency
- Fulfill safety requirement due to overload, overtemperature, Hot Plug protection

---

### Versatile scope of application due to OSRAM DALI Technology:

- Easy to use in corridors and restrooms because of three-level Corridor function
- Touch DIM application: easy to control via pushbutton or sensor
- Energy efficient Touch DIM operation due to automatic switch-off at sufficient residual light
- Suitable for emergency Installations (acc. to EN 60598-2-22 and IEC 61347-2-13, appendix J) thanks to DC detection (0 Hz, pulsating DC), on/off switchable
- Feedback of power consumption and operating hours (Fit for SMART GRID)
- Suitable for buildings according to EPBD/BREEAM/LEED due to automatic Constant Lumen Output setting
- Luminaire information for easy maintenance

---

### Areas of application

- Linear lighting for office, education, industry, storage areas and retail
- Installation in emergency lighting systems according to IEC 61347-2-13, appendix J
- Suitable for luminaires of protection class I

## Technical data

### Electrical data

Nominal input voltage	220...240 V
Mains frequency	0/50/60 Hz
Input voltage AC	198...264 V <sup>1)</sup>
Input voltage DC	176...276 V
Current set	DALI / NFC / LEDset / Programmable
Total harmonic distortion	< 10 %
Power factor $\lambda$	0.61C...0.97
Efficiency in full-load	93 % <sup>2)</sup>
Device power loss	7.0 W
Protective conductor current	<0.5 mA
Inrush current	20 A
Max. ECG no. on circuit breaker 10 A (B)	13
Max. ECG no. on circuit breaker 16 A (B)	20
Surge capability (L/N-Ground)	2 kV
Surge capability (L-N)	1 kV
Nominal output voltage	54...240 V
U-OUT (working voltage)	< 250 V
Nominal output current	150...700 mA <sup>3)</sup>
Output current LEDset open	75 mA
Output current LEDset shorted	125 mA
Default output current	75 mA <sup>4)</sup>
Output current tolerance	$\pm 5$ %
Output ripple current (100 Hz)	< 1 %
Output PSTLM	$\leq 1$
Output SVM	$\leq 0.4$
Nominal output power	9.7...75 W
Maximum output power	75 W
Galvanic isolation	Non isolated
Power loss in stand-by mode	<0.25 W

<sup>1)</sup> Permitted voltage range

<sup>2)</sup> at 230 V, 50 Hz

<sup>3)</sup>  $\pm 5$ %

<sup>4)</sup> LEDset deactivated

## Dimensions & weight



Mounting hole spacing, length	350.0 mm
Product weight	180.00 g
Cable cross-section, input side	0.5...0.75 mm <sup>2</sup>
Cable cross-section, output side	0.5...0.75 mm <sup>2</sup>
Wire preparation length, input side	8.0...9.0 mm
Wire preparation length, output side	8.0...9.0 mm
Length	360.0 mm
Width	30.0 mm
Height	11.0 mm <sup>1)</sup>

<sup>1)</sup> +/- 0.55 mm

## Colors & materials

Casing material	Metal
-----------------	-------

## Temperatures & operating conditions

Ambient temperature range	-25...+50 °C
Maximum temperature at tc test point	75 °C
Max.housing temperature in case of fault	110 °C
Temperature range at storage	-25...85 °C
Permitted rel. humidity during operation	5...85 % <sup>1)</sup>

<sup>1)</sup> Maximum 56 days/year at 85 %

## Lifespan

ECG lifetime	50000 / 100000 h <sup>1)</sup>
--------------	--------------------------------

<sup>1)</sup> At maximum  $T_c = 75^\circ\text{C}$  / 10% failure rate / At  $T_c = 65^\circ\text{C}$  / 10% failure rate

## Capabilities

Programming interface	DALI, NFC, LEDset
-----------------------	-------------------

## Product datasheet

Dimmable	Yes
Dimming interface	DALI-2 / Touch DIM / Touch DIM Sensor
Dimming range	1...100 %
Dimming method	Full analogue dimming
Constant lumen function	Programmable
Overheating protection	Automatic reversible
Overload protection	Automatic reversible
Short-circuit protection	Automatic reversible
No-load proof	Yes
Intended for no-load operation	No
Max. cable length to lamp/LED module	2.0 m <sup>1)</sup>
Suitable for fixtures with prot. class	I
Suitable for emergency lighting	Yes
Type of connection, input side	Push terminal
Type of connection, output side	Push terminal
Control interface	DALI
Number of channels	1
DALI-2 Energy Data	No
DALI-2 Diagnostic Data	No

<sup>1)</sup> Output wires must be routed as close as possible to each other

### Programming

Programming device	DALI magic / NFC Scanner
Tuner4TRONIC Field App	Yes

### Programmable features

Constant Lumen	Yes
DALI-2 Luminaire Data	No
Configuration Lock	Yes

### Certificates & standards

Approval marks – approval	CE / EL / VDE-ENEC / VDE-EMC / EAC / CCC / RCM / BIS
Standards	Acc. to EN 61347-1/Acc. to EN 61347-2-13/Acc. to EN 55015/Acc. to EN 61547/Acc. to EN 61000-3-2/Acc. to EN 62384/Acc. to EN 62386
Type of protection	IP20








### Logistical data

Commodity code	85044083900
----------------	-------------

Environmental information

Information according Art. 33 of EU Regulation (EC) 1907/2006 (REACH)	
Date of Declaration	16-06-2023
Primary Article Identifier	4052899957046
Candidate List Substance 1	Lead
CAS No. of substance 1	7439-92-1
Safe Use Instruction	The identification of the Candidate List substance is sufficient to allow safe use of the article.
Declaration No. in SCIP database	c1f6bf07-4f79-4da2-b4a6-5881ec3a1708

Download Data

File	
	User instruction OPTOTRONIC LED Power Supply
	Certificates OT EMC 40050085 200220
	Certificates OT FIT OTI DALI CB DE1 62965 270220
	Certificates OT ENEC 40038085 010322
	Certificates OT EMC 40044675 031022
	Declarations of conformity OTi DALI D LT2 UF L CE 3379564 150222
	Declarations of conformity OTi DALI D LT2 UF L UK DoC 4281275 101023
	CAD data OTI DALI LT2 UFL IGS 211019
	CAD data OTI DALI LT2 UFL STEP 211019
	CAD Data 2-dim OTI DALI LT2 UFL CAD2PDF 211019
	CAD data 3-dim OTI DALI LT2 UFL CAD3PDF 211019

## Product datasheet

### Ecodesign regulation information:

Intended for use with LED modules.

The forward voltage of the LED light source shall be within the defined operating window of the control gear in all operating conditions including dimming if applicable.

Separate control gear and light sources must be disposed of at certified disposal companies in accordance with Directive 2012/19/EU (WEEE) in the EU and with Waste Electrical and Electronic Equipment (WEEE) Regulations 2013 in the UK. For this purpose, collection points for recycling centres and take-back systems (CRSO) are available from retailers or private disposal companies, which accept separate control gear and light sources free of charge. In this way, raw materials are conserved and materials are recycled.

### Logistical Data

Product code	Product description	Packaging unit (Pieces/Unit)	Dimensions (length x width x height)	Volume	Gross weight
4052899957046	OTi DALI 75/220...240/700 D LT2 UF L	Shipping carton box 20	385 mm x 160 mm x 66 mm	4.07 dm <sup>3</sup>	3717.00 g

The mentioned product code describes the smallest quantity unit which can be ordered. One shipping unit can contain one or more single products. When placing an order, for the quantity please enter single or multiples of a shipping unit.

### Data privacy

This OSRAM driver can be configured using the Tuner4TRONIC software. This requires registering on [www.myosram.com](http://www.myosram.com) and downloading the Tuner4TRONIC software from the Internet. The Tuner4TRONIC software enables users to access and view the operational data of a luminaire or driver via the corresponding programming interfaces. A password key (Config Lock) must be set up in the driver via the Tuner4TRONIC software in order to control which users can access and view operational data. Follow the instructions for password setup. To grant an external person or company rights to access or view operational data, you can assign password keys. In this case, however, you are responsible for ensuring that the third party concerned takes notice of the information described here. However, OSRAM can read out operating data from devices for maintenance and service purposes even when a password key has been assigned. In individual cases, OSRAM will also use its access rights in order to optimize or improve driver hardware and driver functions. In accordance with data privacy principles, any user of operating data (luminaire manufacturers, third parties with access rights) must ensure that personal data (e.g. name, address, location IDs) are only merged with the prior written consent of the person (end user) concerned. The respective user of the operating data is responsible for providing evidence of consent.

### Disclaimer

Subject to change without notice. Errors and omission excepted. Always make sure to use the most recent release.