

OT WI 40/220...240/1A0 NFC CA T-G

OPTOTRONIC Wireless Intelligent – Casambi NFC Track | Compact constant current LED driver
– Dimmable



Product family features

- Driver with integrated CASAMBI lighting control system
- Supply voltage: 220...240 V
- Line frequency: 0 Hz | 50 Hz | 60 Hz
- Line voltage: 198...264 V
- Lifetime: up to 100,000 h
- Type of protection: IP20

Product family benefits

- High quality of light thanks to low output ripple current
- Short housing for minimum distance between spotlights
- Versatile CASAMBI window driver due to flexible output characteristic
- Easy and fast output current setting via NFC
- High-quality dimming of 1...100 % by amplitude dimming
- SELV system

Areas of application

- Track lights
- Shops and hospitality: retail, hotels, restaurants



Technical data

Electrical data

Nominal input voltage	220...240 V
Mains frequency	0/50/60 Hz
Input voltage AC	198...264 V ¹⁾
Input voltage DC	176...276 V
Total harmonic distortion	< 10 % ²⁾
Power factor λ	0.30C...0.95 ³⁾
Efficiency in full-load	86 % ⁴⁾
Inrush current	36 A ⁵⁾
Max. ECG no. on circuit breaker 10 A (B)	47
Max. ECG no. on circuit breaker 16 A (B)	76
Surge capability (L/N-Ground)	2 kV
Surge capability (L-N)	1 kV
Nominal output voltage	18...42 V ⁶⁾
U-OUT (working voltage)	60 V
Nominal output current	150...1050 mA ⁷⁾
Output current tolerance	±5 %
Output ripple current (100 Hz)	< 5 % ⁸⁾
Output PSTLM	≤1
Output SVM	≤0.4
Nominal output power	2.7...40 W
Maximum output power	40 W ⁹⁾
Galvanic isolation primary/secondary	SELV
Maximum TX power	5 dBm
Radio frequency	2.4 GHz
Wireless protocol	Casambi
Wireless range	10 m line of sight
Default output current	500 mA
Networked standby power	≤0.20 W ⁴⁾

1) Permitted voltage range

2) At full load, 220...240 V, 50 Hz / see graphs

3) Full load at 230 V/50 Hz

4) at 230 V, 50 Hz

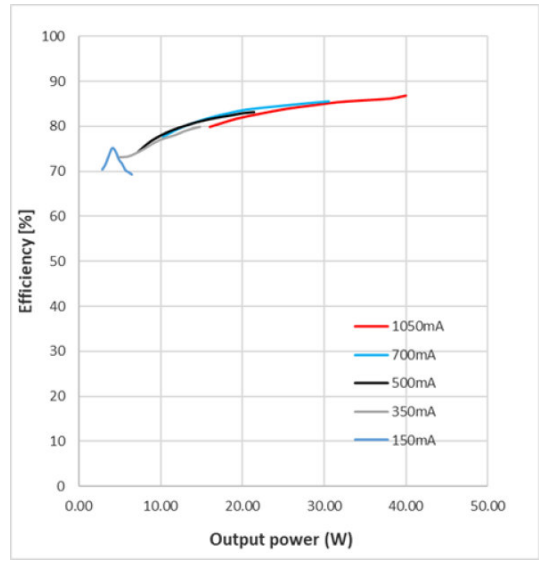
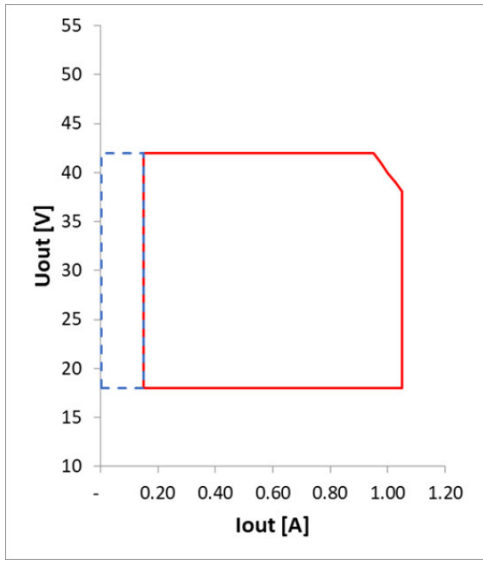
5) $t_{width} = 7 \mu s$ (measured at 50 % I_{peak})

6) Maximum 60 V

7) ±5%

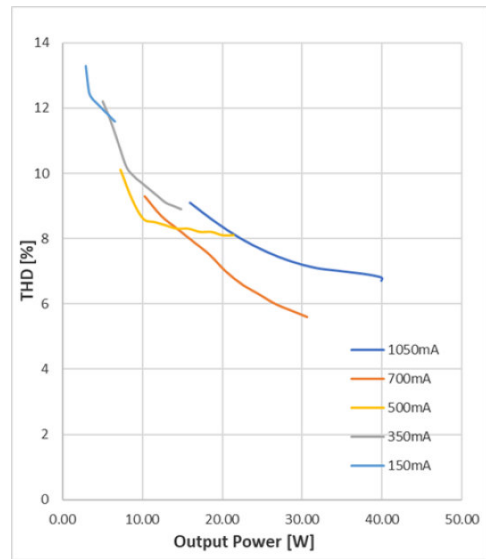
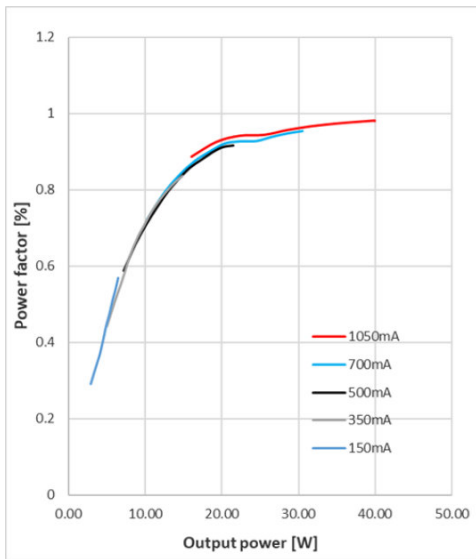
8) <3% for 350-1050mA

9) Partial load 2.7...40 W



OT 40 Track Operating window

OT 40 Track Efficiency vs Load 230V 50Hz



OT 40 Track Power factor

OT 40 Track THD

Dimensions & weight



Product weight	151.00 g
Cable cross-section, output side	0.75...1.5 mm ² ¹⁾
Wire preparation length, output side	8.0...9.0 mm
Length	195.0 mm
Width	31.0 mm
Height	49.9 mm

¹⁾ Solid or flexible leads

Colors & materials

Casing material	Plastic
Product color	GREY RAL 7040

Temperatures & operating conditions

Ambient temperature range	-20...+35 °C
Maximum temperature at tc test point	90 °C ¹⁾
Max.housing temperature in case of fault	110 °C
Temperature range at storage	-40...+85 °C
Permitted rel. humidity during operation	5...85 % ²⁾

¹⁾ Measured on tc point indicated of the product label.

²⁾ Maximum 56 days/year at 85 %

Lifespan

ECG lifetime	50000 / 100000 h ¹⁾
---------------------	--------------------------------

¹⁾ $T_c = 90^\circ\text{C} - 0.2\% / 1,000 \text{ h failure rate} / T_c = 80^\circ\text{C}, 0.1\% / 1,000 \text{ h failure rate}$

Additional product data

Encapsulated	No
---------------------	----

Product datasheet

Compatible track systems	Nuco / EUTRAC / GLOBAL / STAFF / NORLUX / Powergear ¹⁾
---------------------------------	---

¹⁾ The compatibility may become invalid when the critical track dimension is modified by the brand owner in case of engineering change or optimization in the future

Capabilities

Dimmable	Yes
Dimming interface	Bluetooth CASAMBI
Dimming range	1...100 %
Dimming method	Amplitude Modulation
Overheating protection	Automatic reversible
Overload protection	Automatic reversible
Short-circuit protection	Automatic reversible
No-load proof	Yes
Intended for no-load operation	No
Max. cable length to lamp/LED module	2.0 m ¹⁾
Type of connection, input side	-
Type of connection, output side	Push terminal
Suitable for through-wiring	No
Constant lumen function	Programmable
Programming interface	NFC
Reset	Manual ²⁾
Control interface	Casambi
Number of channels	1

¹⁾ Output wires must be routed as close as possible to each other

²⁾ see additional product information

Programming

Box programming	Yes
Tuner4TRONIC	Yes
Tuner4TRONIC Field App	Yes
Programming device	NFC

Programmable features

Constant Lumen	Yes
Lamp Operating Time	Yes
Driver Guard	Yes
Emergency Mode	No
Configuration Lock	Yes
Soft Switch Off	Yes

Product datasheet

Dim to Dark	Yes
OEM Key	No

Certificates & standards

Approval marks – approval	CE / UKCA / CQC / RCM
Standards	Acc. to IEC 61347-1/Acc. to IEC 61347-2-13/Acc. to IEC 62384/Acc. to IEC 62386/Acc. to IEC 61000-3-2/Acc. to IEC 61000-3-3/Acc. to IEC 61547/Acc. to CISPR 15/Acc. to ETSI EN 300 328/Acc. to ETSI EN 300 330/Acc. to ETSI EN 301 489 - 1/Acc. to ETSI EN 301 489-3/Acc. to ETSI EN 301 489-17/Acc. to EN 62479
Protection class	II
Type of protection	IP20


Logistical data

Commodity code	85044095900
----------------	-------------

Environmental information

Information according Art. 33 of EU Regulation (EC) 1907/2006 (REACH)	
Date of Declaration	03-08-2023
Primary Article Identifier	4062172350143
Candidate List Substance 1	Lead
CAS No. of substance 1	7439-92-1
Safe Use Instruction	The identification of the Candidate List substance is sufficient to allow safe use of the article.
Declaration No. in SCIP database	31b7af1e-ec94-41cb-874e-787929fbf6fc

Download Data

File	
	CAD data 3-dim OT WI 40 220 240 1A0 NFC CAD 3D 20221208

Product datasheet

Ecodesign regulation information:

Intended for use with LED modules.

The forward voltage of the LED light source shall be within the defined operating window of the control gear in all operating conditions including dimming if applicable.

Separate control gear and light sources must be disposed of at certified disposal companies in accordance with Directive 2012/19/EU (WEEE) in the EU and with Waste Electrical and Electronic Equipment (WEEE) Regulations 2013 in the UK. For this purpose, collection points for recycling centres and take-back systems (CRSO) are available from retailers or private disposal companies, which accept separate control gear and light sources free of charge. In this way, raw materials are conserved and materials are recycled.

Logistical Data

Product code	Product description	Packaging unit (Pieces/Unit)	Dimensions (length x width x height)	Volume	Gross weight
4062172350143	OT WI 40/220...240/1A0 NFC CA T-G	Shipping carton box 20	256 mm x 225 mm x 234 mm	13.48 dm ³	3448.00 g

The mentioned product code describes the smallest quantity unit which can be ordered. One shipping unit can contain one or more single products. When placing an order, for the quantity please enter single or multiples of a shipping unit.

Accessories Optional

Product description	Accessory name	Accessory code
OT WI 40/220...240/1A0 NFC CA T-G	Track Joint	▶ 4062172228183
OT WI 40/220...240/1A0 NFC CA T-G	GREY RING	▶ 4062172138543

Disclaimer

Subject to change without notice. Errors and omission excepted. Always make sure to use the most recent release.