



Control stations and enclosures

XAL control stations for Harmony® style 5
 Ø 22 control and signalling units with double insulated bezel
 Complete stations (screw clamp terminal connections)

Start or Stop function

Light grey base "RAL 7035", dark grey lid "RAL 7016", lid fixing screws and nut material : stainless steel type A4, AISI 316.

Description	Type of push	Type of contact		Marking	Reference	Weight
						kg
		N/O	N/C			

Marking on pushbutton

1 spring return pushbutton	Flush green	1	-	I	<u>XAL-D102</u>	0.135
				Start	<u>XAL-D103</u>	0.156
				Marche	<u>XAL-D104</u>	0.156
		1	1	I	<u>XAL-D102E</u>	0.165
				Flush red	<u>XAL-D112</u>	0.156
				Stop	<u>XAL-D114</u>	0.156
		-	1	O	<u>XAL-D117</u>	0.156
				Arrêt	<u>XAL-D117</u>	0.156
				Stop	<u>XAL-D114E</u>	0.165
	Projecting red	-	1	O	<u>XAL-D115</u>	0.157
				Stop	<u>XAL-D116</u>	0.157
				Arrêt	<u>XAL-D118</u>	0.157

Marking on legend holder and legend below head

1 spring return pushbutton	Flush green	1	-	Start	<u>XAL-D101H29</u>	0.157
				Marche	<u>XAL-D101</u>	0.157
	Flush red	-	1	Stop	<u>XAL-D111H29</u>	0.157
				Arrêt	<u>XAL-D111</u>	0.157
1 mushroom head pushbutton Ø 40 mm spring return	Red	-	1	Arrêt	<u>XAL-D164</u>	0.182



XAL-D102



XAL-D115



XAL-D101



XAL-D111





XAL-D164

Control stations and enclosures

XAL control stations for Harmony® style 5
 Ø 22 control and signalling units with double insulated bezel
 Complete stations (screw clamp terminal connections)

Emergency stop function

Light grey base "RAL 7035", yellow lid "RAL 1021", lid fixing screws and nut material : stainless steel type A4, AISI 316.

Description	Type	Type of contact		Reference	Weight
					
		N/O	N/C		kg

Unmarked

815196



XAL-K174

1 mushroom head pushbutton Ø 40 mm, red Turn to release	Trigger action		2	XAL-K178F	0.194
		1	1	XAL-K178E	0.194
		1	2	XAL-K178G	0.194
	Standard		1	XAL-K174	0.178
			2	XAL-K174F	0.188
		1	1	XAL-K174E	0.188
		1	2	XAL-K174G	0.197

815197



XAL-K184

1 mushroom head pushbutton Ø 40 mm, red Key release (key n° 455)	Trigger action	-	2	XAL-K188F	0.188	
		1	1	XAL-K188E	0.188	
		1	2	XAL-K188G	0.188	
	Standard		-	1	XAL-K184	0.178
			-	2	XAL-K184F	0.188
		1	1	XAL-K184E	0.188	
		1	2	XAL-K184G	0.197	

815195



XAL-K194

1 mushroom head pushbutton Ø 40 mm, red Push-pull	Standard	-	1	XAL-K194	0.183
--	----------	---	---	-----------------	-------

Marked "Emergency stop" on legend holder and legend below head



1 mushroom head pushbutton Ø 40 mm, red Turn to release	Standard	-	1	XAL-K1741H29	0.185
--	----------	---	---	---------------------	-------

Control stations and enclosures

XAL control stations for Harmony® style 5
 Ø 22 control and signalling units with double insulated bezel
 Complete stations (screw clamp terminal connections)

Start-Stop function

Light grey base "RAL 7035", dark grey lid "RAL 7016", lid fixing screws and nut material : stainless steel type A4, AISI 316.



Description	Type of push	Type of contact	Marking	Reference	Weight
					
					
		N/O	N/C		kg

Marking on pushbutton (1)

2 spring return pushbuttons	1 flush green	1	–	I	XAL-D213	0.233
	1 flush red	–	1	O		
				Start Stop	XAL-D215	0.233
				Marche Arrêt	XAL-D224	0.233
		1	1	I	XAL-D213E	0.252
		1	1	O		
	1 flush green	1	–	I	XAL-D214	0.234
	1 projecting red	–	1	O		
				Start Stop	XAL-D225	0.234

Marking on legend holder and legend below head

2 spring return pushbuttons	1 flush green	1	–	Start	XAL-D211H29	0.233
	1 flush red	–	1	Stop		
				Marche Arrêt	XAL-D211	0.233
	1 flush green	1	–	Ouverture	XAL-D241	0.233
	1 flush green	1	–	Fermeture		
1 selector switch 2-position stay put	Standard handle	1	–	O-I	XAL-D134	0.163
				Arrêt-Marche	XAL-D132	0.163
	Key switch, key n° 455 Key withdrawal in left-hand position	1	–	O-I	XAL-D144	0.187
				Arrêt-Marche	XAL-D142	0.187
		1	1	O-I	XAL-D144E	0.196

Description	Type of contact	Marking	Pilot light supply	Reference	Weight
					
					
	N/O	N/C	V		kg

With pilot light and marking on pushbutton (1)

2 spring return pushbuttons and 1 pilot light with integral red LED protected LED	1 flush green	1	–	I	~ 24	XAL-D363B	0.261
	1 flush red	–	1	O			
					~ 120		
					~ 230	XAL-D363M	0.261

With pilot light and marking on legend holder and legend below head

2 spring return pushbuttons and 1 pilot light with integral red LED	1 flush green	1	–	Marche	~ 24	XAL-D361B	0.261
	1 flush red	–	1	Arrêt			
					~ 230	XAL-D361M	0.261

(1) Cap supplied not clipped into pushbutton, allowing orientation throughout 360° in 90° steps.

General :
pages 36030/2 and 36030/3

Characteristics :
pages 36031/2 and 36031/3

Dimensions :
pages 36033/2 and 36033/3



XAL-D224



XAL-D211H29



XAL-D134



XAL-D144





XAL-D363B

Control stations and enclosures

XAL control stations for Harmony® style 5
 Ø 22 control and signalling units with double insulated bezel
 Complete stations (screw clamp terminal connections)

Two function

Light grey base "RAL 7035", dark grey lid "RAL 7016", lid fixing screws and nut material : stainless steel type A4, AISI 316.

Description	Type of push	Type of contact		Marking	Reference	Weight
						
		N/O	N/C			kg

Marking on pushbutton (1)

2 spring return pushbuttons	1 flush white	1	–	↑	XAL-D222	0.233
	1 flush black	1	–	↓		
2 spring return pushbuttons				→	XAL-D223	0.233
				←		
2 spring return pushbuttons		1	1	↑	XAL-D222E	0.252
		1	1	↓		

815206



XAL-D222

815209



XAL-D339

815208



XAL-D324

815207



XAL-D321

Three function (light grey base "RAL 7035", dark grey lid "RAL 7016")

Marking on pushbutton (1)

3 spring return pushbuttons	1 flush green	1	–	I	XAL-D339	0.298
	1 flush red	–	1	O		
	1 flush green	1	–	II		
3 spring return pushbuttons	1 flush white	1	–	↑	XAL-D324	0.298
	1 flush red	–	1	O		
	1 flush black	1	–	↓		
3 spring return pushbuttons				↑ Stop	XAL-D326	0.298
				↓		
				→		
3 spring return pushbuttons				O	XAL-D334	0.298
				←		
3 spring return pushbuttons		1	1	↑	XAL-D324E	0.317
		1	1	O		
		1	1	↓		
3 spring return pushbuttons	1 flush white	1	–	↑	XAL-D325	0.299
	1 projecting red	–	1	O		
	1 flush black	1	–	↓		
2 spring return pushbuttons + 1 latching mushroom head pushbutton Ø 30 mm	1 flush white	1	–	↑	XAL-D328	0.317
	1 mushroom head red(2)	–	1	O		
	1 flush black	1	–	↓		

Marking on legend holder and legend below head

3 spring return pushbuttons	1 flush green	1	–	Avant	XAL-D311	0.299
	1 flush red	–	1	Arrêt		
	1 flush green	1	–	Arrière		
3 spring return pushbuttons				Montée	XAL-D321	0.299
				Arrêt		
				Descente		

(1) Cap supplied not clipped into pushbutton, allowing orientation throughout 360° in 90° steps.

(2) Standard "turn to release".

Control stations and enclosures

XAL control stations for Harmony® style 5
 Ø 22 control and signalling units with double insulated bezel
 Stations for user assembly : empty enclosures



XAL-D02

Empty enclosures (lid fixing screws and nut material : stainless steel type A4, AISI 316)

Description	Number of ways	Reference	Weight kg
For normal environments			
Light grey base "RAL 7035" Dark grey lid "RAL 7016"	1	XAL-D01	0.136
	2	XAL-D02	0.193
	3	XAL-D03	0.238
	4	XAL-D04	0.278
	5	XAL-D05	0.322
Light grey base "RAL 7035" Yellow lid "RAL 1021"	1	XAL-K01	0.136
For normal environments, CSA + UL certifications (1)			
Light grey base "RAL 7035" Dark grey lid "RAL 7016"	1	XAL-D01H7	0.136
	2	XAL-D02H7	0.205
	3	XAL-D03H7	0.238
	4	XAL-D04H7	0.279
	5	XAL-D05H7	0.322
Light grey base "RAL 7035" Yellow lid "RAL 1021"	1	XAL-K01H7	0.136
For harsh environments and resistance to solvents			
Black base and lid "RAL 9005"	1	XAL-G01	0.136
	2	XAL-G02	0.217
	3	XAL-G03	0.238
	4	XAL-G04	0.274
	5	XAL-G05	0.322

(1) Volt-free commoning/earth terminal included.

Control stations and enclosures

XAL control stations for Harmony® style 5
 Ø 22 control and signalling units with double insulated bezel
 Stations for user assembly : electrical blocks

Electrical blocks and accessories for mounting on plate in back of enclosure

Description	Type	Colour	Sold in lots of	Unit reference	Weight kg
Electrical blocks with screw clamp terminal connections					
Standard contact blocks (1)	N/O contact	–	5	ZEN-L1111	0.015
	N/C contact	–	5	ZEN-L1121	0.015
Light blocks with integral LED (1) Protected LED	~ 24 V	White	5	ZAL-VB1	0.015
		Green	5	ZAL-VB3	0.015
		Red	5	ZAL-VB4	0.015
		Yellow	5	ZAL-VB4	0.015
		Blue	5	ZAL-VB6	0.015
		~ 48...120 V	White	5	ZAL-VG1
	Green		5	ZAL-VG3	0.015
	Red		5	ZAL-VG4	0.015
	Yellow		5	ZAL-VG4	0.015
	Blue		5	ZAL-VG6	0.015
	~ 230...240 V		White	5	ZAL-VM1
		Green	5	ZAL-VM3	0.015
Red		5	ZAL-VM4	0.015	
Yellow		5	ZAL-VM5	0.015	
Blue		5	ZAL-VM6	0.015	
Description		Application		Sold in lots of	Unit reference
Accessories for electrical blocks					
Blanking plug	Ø 22 units		10	ZB5-SZ3	0.008
Nut	Head fixing		10	ZB5-AZ901	0.002
Volt-free terminal	Commoning/earth		10	XAL-Z09	0.003
Bezel tool	For tightening nut ZB5-AZ901		1	ZB5-AZ905	0.016

Electrical blocks and accessories for mounting beneath heads

Description	Type	Colour	Sold in lots of	Unit reference	Weight kg	
Electrical blocks with screw clamp terminal connections (2) (for use with body fixing/collar ZB5-AZ009)						
Standard contact blocks	N/O contact	–	5	ZBE-101	0.011	
	N/C contact	–	5	ZBE-102	0.011	
Light blocks with integral LED Protected LED	~ 24 V	White	5	ZBV-B1	0.017	
		Green	5	ZBV-B3	0.017	
		Red	5	ZBV-B4	0.017	
		Yellow	5	ZBV-B5	0.017	
		Blue	5	ZBV-B6	0.017	
		~ 48...120 V	White	5	ZBV-G1	0.017
	Green		5	ZBV-G3	0.017	
	Red		5	ZBV-G4	0.017	
	Yellow		5	ZBV-G5	0.017	
	Blue		5	ZBV-G6	0.017	
	~ 230...240 V		White	5	ZBV-M1	0.017
		Green	5	ZBV-M3	0.017	
		Red	5	ZBV-M4	0.017	
		Yellow	5	ZBV-M5	0.017	
		Blue	5	ZBV-M6	0.017	
		Description	For use with		Sold in lots of	Unit reference
	Accessories for electrical blocks					
	LED suppressors	Electrical light blocks with integral LED	~ 120 V	1	ZBZ-VG	0.010
		~ 230 V	1	ZBZ-VM	0.010	
Body/fixing collar	Electrical blocks (contact or light)		10	ZB5-AZ009	0.006	










(1) A maximum of 3 electrical blocks may be fitted per associated head.

(2) For electrical blocks for printed circuit board connection : please consult your Regional Sales Office.

Control stations and enclosures

XAL control stations for Harmony® style 5
 Ø 22 control and signalling units with double insulated bezel
 Stations for user assembly : heads

Heads for spring return pushbuttons - unmarked

Shape of head	Type of push	Colour of cap	Reference	Weight kg
 8115224 ZB5-AA0	Without cap (1)	-	ZB5-AA0	0.022
			ZB5-AA9	0.027
 8115225 ZB5-AA5	Flush	White	ZB5-AA1	0.018
		Black	ZB5-AA2	0.018
		Green	ZB5-AA3	0.018
		Red	ZB5-AA4	0.018
		Yellow	ZB5-AA5	0.018
		Blue	ZB5-AA6	0.018
		Grey	ZB5-AA8	0.018
		 ZB5-AA5	Flush with transparent cap, for insertion of legend (3)	White
Green	ZB5-AA38			0.018
Red	ZB5-AA48			0.018
Yellow	ZB5-AA58			0.018
 103545 ZB5-AP2S	Capuchonné de couleur (silicone) Remplacement sans démontage de la tête, compatible porte-étiquette	Blanc	ZB5-AP1S	0.014
		Noir	ZB5-AP2S	0.014
		Vert	ZB5-AP3S	0.014
		Rouge	ZB5-AP4S	0.014
		Jaune	ZB5-AP5S	0.014
		Bleu	ZB5-AP6S	0.014
 8115226 ZB5-AL3	Projecting	White	ZB5-AL1	0.019
		Black	ZB5-AL2	0.019
		Green	ZB5-AL3	0.019
		Red	ZB5-AL4	0.019
		Yellow	ZB5-AL5	0.019
		Blue	ZB5-AL6	0.019
		 8115227 ZB5-CA2	Flush (high bezel)	White
Black	ZB5-AA24			0.020
Green	ZB5-AA34			0.020
Red	ZB5-AA44			0.020
Yellow	ZB5-AA54			0.020
Blue	ZB5-AA64			0.020
 ZB5-CA2	Recessed (high guard)			White
		Black	ZB5-AA26	0.019
		Green	ZB5-AA36	0.019
		Red	ZB5-AA46	0.019
		Yellow	ZB5-AA56	0.019
		Blue	ZB5-AA66	0.019
 8115228 ZB5-CA5	Flush	White	ZB5-CA1	0.019
		Black	ZB5-CA2	0.019
		Green	ZB5-CA3	0.019
		Red	ZB5-CA4	0.019
		Yellow	ZB5-CA5	0.019
		Blue	ZB5-CA6	0.019
 ZB5-CA5	Projecting	White	ZB5-CL1	0.021
		Black	ZB5-CL2	0.021
		Green	ZB5-CL3	0.021
		Red	ZB5-CL4	0.021
		Yellow	ZB5-CL5	0.021
		Blue	ZB5-CL6	0.021

(1) Colour cap to be ordered separately, see page 36032/22.




(2) 6 different colour caps included with head (white, black, green, red, yellow, blue).

(3) For legend ordering information see page 36032/21.



Control stations and enclosures

XAL control stations for Harmony® style 5
 Ø 22 control and signalling units with double insulated bezel
 Stations for user assembly : heads

Heads for spring return pushbuttons - marked

Shape of head	Type of push	Marking Text	Colour	Colour of cap	Reference	Weight kg
 815233 ZB5-AA331	Flush (1)	I	White	Green	ZB5-AA331	0.018
			Black	White	ZB5-AA131	0.018
		II	White	Green	ZB5-AA336	0.018
			Black	White	ZB5-AA136	0.018
		START	White	Green	ZB5-AA333	0.018
			Black	White	ZB5-AA133	0.018
		ON	White	Green	ZB5-AA341	0.018
			Black	White	ZB5-AA141	0.018
		MARCHE	White	Green	ZB5-AA342	0.018
			Black	White	ZB5-AA142	0.018
		⊕	White	Black	ZB5-AA245	0.018
			Black	White	ZB5-AA145	0.018
		O	White	Red	ZB5-AA432	0.018
				Black	ZB5-AA232	0.018
		ARRET	White	Red	ZB5-AA433	0.018
				Black	ZB5-AA233	0.018
		STOP	White	Red	ZB5-AA434	0.018
				Black	ZB5-AA234	0.018
OFF	White	Red	ZB5-AA435	0.018		
		Black	ZB5-AA235	0.018		
UP	Black	White	ZB5-AA343	0.018		
	DOWN	White	Black	ZB5-AA344	0.018	
↑	White	Black	ZB5-AA335	0.018		
	Black	White	ZB5-AA334	0.018		
 815235 ZB5-AL232	Projecting (1)	O	White	Red	ZB5-AL432	0.019
			Black	Black	ZB5-AL232	0.019
		ARRET	White	Red	ZB5-AL433	0.019
				Black	ZB5-AL233	0.019
		STOP	White	Red	ZB5-AL434	0.019
				Black	ZB5-AL234	0.019
OFF	White	Red	ZB5-AL435	0.019		
		Black	ZB5-AL235	0.019		
 ZB5-CA331	Flush (1)	I	White	Green	ZB5-CA331	0.019
		O	White	Red	ZB5-CA432	0.019
		+	White	Black	ZB5-CA2934	0.019
		↑	White	Black	ZB5-CA2912	0.019
		R	White	Blue	ZB5-CA6939	0.019

Mushroom heads for spring return pushbuttons











Shape of head	Diameter of push mm	Colour of push	Reference	Weight kg
 815236 ZB5-AC24	30	Black	ZB5-AC24	0.027
		Green	ZB5-AC34	0.027
		Red	ZB5-AC44	0.027
		Yellow	ZB5-AC54	0.027
		Blue	ZB5-AC64	0.027
 815237 ZB5-AC2	40	Black	ZB5-AC2	0.046
		Green	ZB5-AC3	0.046
		Red	ZB5-AC4	0.046
		Yellow	ZB5-AC5	0.046
		Blue	ZB5-AC6	0.046

(1) Head supplied with cap not clipped-in, allowing orientation throughout 360° in 90° steps.

Control stations and enclosures

XAL control stations for Harmony® style 5
 Ø 22 control and signalling units with double insulated bezel
 Stations for user assembly : heads

Mushroom heads for latching pushbuttons (Emergency stop : trigger action, colour red)

Shape of head	Type de of push	Diameter of push mm	Colour	Reference	Weight kg	
 815243 ZB5-AS844		40	Red	ZB5-AT84	0.050	
		30	Red	ZB5-AS834	0.042	
 815246 ZB5-AS934		40	Red	ZB5-AS844	0.046	
		30	Red	ZB5-AS934	0.068	
		40	Red	ZB5-AS944 (1)	0.071	
 815244 ZB5-AT44		60	Red	ZB5-AS964	0.092	
		40	Red	ZB5-AS944D	0.071	
 815245 ZB5-AS54		30	Black	ZB5-AT24	0.044	
		40	Red	ZB5-AT44	0.044	
		40	Black	ZB5-AT2	0.049	
		40	Red	ZB5-AT4	0.049	
		30	Black	ZB5-AS42	0.040	
		40	Red	ZB5-AS44	0.040	
		40	Black	ZB5-AS52	0.044	
		Key release (n° 455) (2)	40	Red	ZB5-AS54	0.064
			40	Yellow	ZB5-AS55	0.064
			30	Black	ZB5-AS72	0.040
Key release (n° 4A185)		40	Red	ZB5-AS74	0.040	
		40	Black	ZB5-AS12	0.044	
		40	Red	ZB5-AS14 (1)	0.044	
40	Red	ZB5-AS14D	0.044			

(1) Other key numbers :

- key n° 421E : add the suffix **12** to the reference.
- key n° 458A : add the suffix **10** to the reference.
- key n° 520E : add the suffix **14** to the reference.
- key n° 3131A : add the suffix **20** to the reference.

Example :

The reference for a Ø 40 red mushroom head for a trigger action, latching pushbutton, with release by key n° 421E becomes : **ZB5-AS94412**.

(2) For specific keys with other numbers, please consult your Regional Sales Office.

Control stations and enclosures

XAL control stations for Harmony® style 5
 Ø 22 control and signalling units with double insulated bezel
 Stations for user assembly : heads

815254



ZB5-AD●

Heads for selector switches (1)

Shape of head	Type of operator	Number and type of positions	Reference	Weight kg
	Standard handle, black	2 - stay put	ZB5-AD2	0.024
		2 - spring return from right to left	ZB5-AD4	0.024
		3 - stay put	ZB5-AD3	0.024
		3 - spring return to centre	ZB5-AD5	0.024
		3 - spring return from left to centre	ZB5-AD7	0.024
		3 - spring return from right to centre	ZB5-AD8	0.024
Standard handle, white	Standard handle, white	2 - stay put	ZB5-AD201	0.024
		2 - spring return from right to left	ZB5-AD401	0.024
		3 - stay put	ZB5-AD301	0.024
		3 - spring return to centre	ZB5-AD501	0.024
		3 - spring return from left to centre	ZB5-AD701	0.024
		3 - spring return from right to centre	ZB5-AD801	0.024
Standard handle, green	Standard handle, green	2 - stay put	ZB5-AD203	0.024
		2 - spring return from right to left	ZB5-AD403	0.024
		3 - stay put	ZB5-AD303	0.024
		3 - spring return to centre	ZB5-AD503	0.024
		3 - spring return from left to centre	ZB5-AD703	0.024
		3 - spring return from right to centre	ZB5-AD803	0.024



























(1) Can only be used for actuation of end of row (side) mounted contact blocks.

Control stations and enclosures

XAL control stations for Harmony® style 5
 Ø 22 control and signalling units with double insulated bezel
 Stations for user assembly : heads



Heads for selector switches (1) (continued)

Shape of head	Type of operator	Number and type of positions		Reference	Weight kg
	Standard handle, red	2 - stay put		ZB5-AD204	0.024
		2 - spring return from right to left		ZB5-AD404	0.024
		3 - stay put		ZB5-AD304	0.024
		3 - spring return to centre		ZB5-AD504	0.024
		3 - spring return from left to centre		ZB5-AD704	0.024
		3 - spring return from right to centre		ZB5-AD804	0.024
	Standard handle, yellow	2 - stay put		ZB5-AD404	0.024
		2 - spring return from right to left		ZB5-AD205	0.024
		3 - stay put		ZB5-AD305	0.024
		3 - spring return to centre		ZB5-AD505	0.024
		3 - spring return from left to centre		ZB5-AD705	0.024
		3 - spring return from right to centre		ZB5-AD805	0.024
	Standard handle, blue	2 - stay put		ZB5-AD206	0.024
		2 - spring return from right to left		ZB5-AD406	0.024
		3 - stay put		ZB5-AD306	0.024
		3 - spring return to centre		ZB5-AD506	0.024
		3 - spring return from left to centre		ZB5-AD706	0.024
		3 - spring return from right to centre		ZB5-AD806	0.024
	Long handle, black	2 - stay put		ZB5-AJ2	0.024
		2 - spring return from right to left		ZB5-AJ4	0.025
		3 - stay put		ZB5-AJ3	0.025
		3 - spring return to centre		ZB5-AJ5	0.025
		3 - spring return from left to centre		ZB5-AJ7	0.025
		3 - spring return from right to centre		ZB5-AJ8	0.025

(1) Can only be used for actuation of end of row (side) mounted contact blocks.

Control stations and enclosures

XAL control stations for Harmony® style 5
 Ø 22 control and signalling units with double insulated bezel
 Stations for user assembly : heads

815286



ZB5-AD●●

815287



ZB5-AG●

Heads for knurled knob switches and key switches (1)

Shape of head	Type of operator	Number and type of positions (2)	Reference	Weight kg	
	Knurled knob, black	2 - stay put	ZB5-AD29	0.027	
		2 - spring return from right to left	ZB5-AD49	0.027	
		3 - stay put	ZB5-AD39	0.027	
		3 - spring return to centre	ZB5-AD59	0.027	
		3 - spring return from left to centre	ZB5-AD79	0.027	
		3 - spring return from right to centre	ZB5-AD89	0.027	
			Key (n° 455) (4)	2 - stay put	ZB5-AG2 (3)
	ZB5-AG4 (3)			0.050	
2 - spring return from right to left	ZB5-AG6 (3)			0.050	
3 - stay put	ZB5-AG0 (3)			0.050	
				ZB5-AG3 (3)	0.050
				ZB5-AG5 (3)	0.050
				ZB5-AG9 (3)	0.050
				ZB5-AG09 (3)	0.050
3 - spring return from left to centre	ZB5-AG1 (3)			0.050	
2 - spring return to centre	ZB5-AG7 (3)			0.050	
3 - spring return from right to centre	ZB5-AG8 (3)			0.050	
				ZB5-AG08 (3)	0.050

(1) Can only be used for actuation of end of row (side) mounted contact blocks.

(2) The symbol indicates key withdrawal position(s).

(3) Other key numbers :

- key n° 421E : add the suffix **12** to the reference.

- key n° 458A : add the suffix **10** to the reference.

- key n° 520E : add the suffix **14** to the reference.

- key n° 3131A : add the suffix **20** to the reference.

Example : The reference for a head with key n° 421E for a 2-position, stay put key switch, with key withdrawal from the left-hand position, becomes : **ZB5-AG212**.

(4) For specific keys with other numbers, please consult your Regional Sales Office.

Control stations and enclosures

XAL control stations for Harmony® style 5
 Ø 22 control and signalling units with double insulated bezel
 Stations for user assembly : heads

8115308



ZB5-AG●

Heads for key switches (1) (continued)

Shape of head	Type of operator	Number and type of positions (2)	Reference	Weight kg
	Key (n° 8D1)	2 - stay put	ZB5-AG2D	0.050
			ZB5-AG02D	0.050
			ZB5-AG4D	0.050
		2 - spring return from right to left	ZB5-AG6D	0.050
			3 - stay put	ZB5-AG0D
		ZB5-AG3D		0.050
		ZB5-AG5D		0.050
		ZB5-AG9D		0.050
		ZB5-AG09D		0.050
		ZB5-AG03D		0.050
		ZB5-AG04D		0.050
		3 - spring return from left to centre	ZB5-AG06D	0.050
			ZB5-AG1D	0.050
			ZB5-AG07D	0.050
		3 - spring return from right to centre	ZB5-AG8D	0.050
			ZB5-AG08D	0.050
			ZB5-AG05D	0.050
		2 - spring return to centre	ZB5-AG7D	0.050

8115307



ZB5-AD28

Heads for toggle switches

Shape of head	Description	Lever colour	Type of position	Reference	Weight kg
	2 position	Black	Stay put	ZB5-AD28	0.023
			Spring return	ZB5-AD48	0.023
		White	Stay put	ZB5-AD2801	0.023
		Red	Stay put	ZB5-AD2804	0.023
		Blue	Stay put	ZB5-AD2806	0.023

(1) Can only be used for actuation of end of row (side) mounted contact blocks.

(2) The symbol indicates key withdrawal position(s).

Control stations and enclosures

XAL control stations for Harmony® style 5
 Ø 22 control and signalling units with double insulated bezel
 Stations for user assembly : heads

Heads for pilot lights


Shape of head	For use with bodies comprising a light block	Lens colour	Reference	Weight kg
---------------	--	-------------	-----------	-----------

With plain lens


	With integral LED Protected LED	White	ZB5-AV013	0.017
		Green	ZB5-AV033	0.017
		Red	ZB5-AV043	0.017
		Yellow	ZB5-AV053	0.017
		Blue	ZB5-AV063	0.017

	With integral LED Protected LED	White	ZB5-CV013	0.020
		Green	ZB5-CV033	0.020
		Red	ZB5-CV043	0.020
		Yellow	ZB5-CV053	0.020
		Blue	ZB5-CV063	0.020
		5 colours (1)	ZB5-CV003	0.028

With plain lens for insertion of legend (2)

	With integral LED Protected LED	White	ZB5-AV013E	0.017
		Green	ZB5-AV033E	0.017
		Red	ZB5-AV043E	0.017
		Yellow	ZB5-AV053E	0.017
		Blue	ZB5-AV063E	0.017

With grooved lens (3)

	With integral LED Protected LED	White	ZB5-AV013S	0.017
		Green	ZB5-AV033S	0.017
		Red	ZB5-AV043S	0.017
		Yellow	ZB5-AV053S	0.017
		Blue	ZB5-AV063S	0.017

Heads for spring return illuminated pushbuttons

Shape of head	Type of push	Colour	Reference	Weight kg
---------------	--------------	--------	-----------	-----------

Only for use with bodies comprising a light block with integral LED

	Flush	White	ZB5-AW313	0.017
		Green	ZB5-AW333	0.017
		Red	ZB5-AW343	0.017
		Yellow	ZB5-AW353	0.017
		Blue	ZB5-AW363	0.017

	Flush with illuminated ring	White	ZB5-AW913	0.016
		Green	ZB5-AW933	0.016
		Red	ZB5-AW943	0.016
		Yellow	ZB5-AW953	0.016
		Blue	ZB5-AW963	0.016

	Flush for insertion of legend (1)	White	ZB5-AA18	0.018
		Green	ZB5-AA38	0.018
		Red	ZB5-AA48	0.018
		Yellow	ZB5-AA58	0.018
		Blue	ZB5-AA68	0.018

	Projecting	White	ZB5-AW113	0.018
		Green	ZB5-AW133	0.018
		Red	ZB5-AW143	0.018
		Yellow	ZB5-AW153	0.018
		Blue	ZB5-AW163	0.018

	Flush for insertion of legend (1)	White	ZB5-CW313	0.023
		Green	ZB5-CW333	0.023
		Red	ZB5-CW343	0.023
		Yellow	ZB5-CW353	0.023
		Blue	ZB5-CW363	0.023

(1) 5 different colour lenses included with head (white, green, red, yellow, blue) for insertion of legend.

For legend ordering information see page 36032/21.

(2) For legend ordering information see page 36032/21.

(3) For use in bright ambient light conditions (outdoors in sunlight, for example).

815314



ZB5-AV053

815315



ZB5-AW313

815316



ZB5-AW363

815317



ZB5-AW143

815318











ZB5-CW313

Control stations and enclosures

XAL control stations for Harmony® style 5
 Ø 22 control and signalling units with double insulated bezel
 Stations for user assembly : heads

Heads for illuminated selector switches, standard handle (1)

Shape of head	Number and type of positions	Colour of handle	Reference	Weight kg	
 ZB5-AK1213	2 - stay put 	White	ZB5-AK1213	0.021	
		Green	ZB5-AK1233	0.021	
		Red	ZB5-AK1243	0.021	
		Yellow	ZB5-AK1253	0.021	
		Blue	ZB5-AK1263	0.021	
		2 - spring return from right to left 	White	ZB5-AK1413	0.021
	 ZB5-AK1463	3 - stay put 	White	ZB5-AK1313	0.021
			Green	ZB5-AK1333	0.021
			Red	ZB5-AK1343	0.021
			Yellow	ZB5-AK1353	0.021
			Blue	ZB5-AK1363	0.021
			3 - spring return to centre 	White	ZB5-AK1513
3 - spring return from right to centre 		Green	ZB5-AK1533	0.021	
		Red	ZB5-AK1543	0.021	
		Yellow	ZB5-AK1553	0.021	
		Blue	ZB5-AK1563	0.021	
		White	ZB5-AK1813	0.021	
		3 - spring return from left to centre 	Green	ZB5-AK1833	0.021
Red	ZB5-AK1843		0.021		
Yellow	ZB5-AK1853		0.021		
Blue	ZB5-AK1863		0.021		
White	ZB5-AK1713		0.021		
	Green		ZB5-AK1733	0.021	
	Red	ZB5-AK1743	0.021		
	Yellow	ZB5-AK1753	0.021		
	Blue	ZB5-AK1763	0.021		

(1) NEMA type 13.

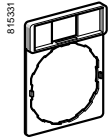
Control stations and enclosures

XAL control stations for Harmony® style 5
 Ø 22 control and signalling units with double insulated bezel
 Stations for user assembly : accessories

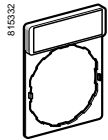
Standard (30 x 40 mm) legend holders for 8 x 27 mm legends

Description	Legend		Sold in lots of	Unit reference	Weight kg
	Colour	Marking			
Without legend	–	–	10	ZBZ-32	0.001
With blank legend (for engraving)	Black or red background	–	10	ZBY-2101	0.002
	White or yellow background	–	10	ZBY-4101	0.002
With 8 x 27 mm international language marked legend	Black or red background	O (black background)	1	ZBY-2146	0.002
		O (red background)	1	ZBY-2931	0.002
		I	1	ZBY-2147	0.002
		II	1	ZBY-2148	0.002
		O-I	1	ZBY-2178	0.002
		I-II	1	ZBY-2179	0.002
		I-O-II	1	ZBY-2186	0.002
		AUTO	1	ZBY-2115	0.002
		STOP	1	ZBY-2304	0.002
With 8 x 27 mm English language marked legend	Black or red background (1)	AUTO-HAND	1	ZBY-2364	0.002
		AUTO-O-HAND	1	ZBY-2385	0.002
		CLOSE	1	ZBY-2314	0.002
		DOWN	1	ZBY-2308	0.002
		EMERGENCY STOP	1	ZBY-2330	0.002
		FAST	1	ZBY-2328	0.002
		FORWARD	1	ZBY-2305	0.002
		HAND	1	ZBY-2316	0.002
		HAND-OFF-AUTO	1	ZBY-2387	0.002
		INCH	1	ZBY-2321	0.002
		LEFT	1	ZBY-2310	0.002
		OFF	1	ZBY-2312	0.002
		OFF-ON	1	ZBY-2367	0.002
		ON	1	ZBY-2311	0.002
		OPEN	1	ZBY-2313	0.002
		POWER ON	1	ZBY-2326	0.002
		RESET (red background)	1	ZBY-2323	0.002
		RESET (black background)	1	ZBY-2322	0.002
		REVERSE	1	ZBY-2306	0.002
		RIGHT	1	ZBY-2309	0.002
		RUN	1	ZBY-2334	0.002
		SLOW	1	ZBY-2327	0.002
		START	1	ZBY-2303	0.002
		STOP-START	1	ZBY-2366	0.002
		UP	1	ZBY-2307	0.002

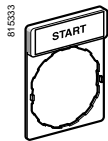
(1) "Start" functions : white letters on black background. "Stop" functions : white letters on red background (unless otherwise specified above).



ZBZ-32



ZBY-101

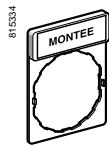


ZBY-2303

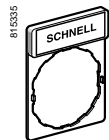
Control stations and enclosures

XAL control stations for Harmony® style 5
 Ø 22 control and signalling units with double insulated bezel
 Stations for user assembly : accessories

Standard (30 x 40 mm) legend holders for 8 x 27 mm legends (continued)



ZBY-2303



ZBY-2228

Description	Legend Colour	Marking	Reference	Weight kg		
With French language marked legend	Black or red background (1)	ARRET (red background)	ZBY-2104	0.002		
		ARRET (black background)	ZBY-0104	0.002		
		ARRET GENERAL	ZBY-2129	0.002		
		ARRET REARMEMENT	ZBY-2133	0.002		
		ARRET D'URGENCE	ZBY-2130	0.002		
		ARRET-MARCHE	ZBY-2166	0.002		
		ARRIERE	ZBY-2106	0.002		
		AUTO CYCLE-CYCLE	ZBY-2198	0.002		
		AUTO CYCLE-MAIN	ZBY-2199	0.002		
		AUTO-MAIN	ZBY-2164	0.002		
		AUTO-O-MAIN	ZBY-2185	0.002		
		AVANT	ZBY-2105	0.002		
		AVANT-O-ARRIERE	ZBY-2184	0.002		
		C-P-C-NORMAL	ZBY-2165	0.002		
		CYCLE-MAIN	ZBY-2197	0.002		
		DECLENCHEMENT	ZBY-2132	0.002		
		DEFAULT (black background)	ZBY-2134	0.002		
		DEFAULT (red background)	ZBY-2135	0.002		
		DEPART CYCLE	ZBY-2195	0.002		
		DESCENTE	ZBY-2108	0.002		
		DROITE	ZBY-2109	0.002		
		ENCLENCHEMENT	ZBY-2131	0.002		
		EN SERVICE	ZBY-2111	0.002		
		FERMETURE	ZBY-2114	0.002		
		GAUCHE	ZBY-2110	0.002		
		HORS SERVICE	ZBY-2112	0.002		
		HORS-EN	ZBY-2167	0.002		
		LENT	ZBY-2127	0.002		
		MAIN	ZBY-2116	0.002		
		MARCHE	ZBY-2103	0.002		
		MONTEE	ZBY-2107	0.002		
		OUVERTURE	ZBY-2113	0.002		
		PHASE / PHASE	ZBY-2196	0.002		
		REARMEMENT (red background)	ZBY-2123	0.002		
		REARMEMENT (black background)	ZBY-0123	0.002		
		SOUS TENSION	ZBY-2126	0.002		
		VITE	ZBY-2128	0.002		
		With German language marked legend	Black or red background (1)	AB	ZBY-2208	0.002
				AUF	ZBY-2207	0.002
				AUS	ZBY-2204	0.002
				AUS-EIN	ZBY-2266	0.002
				AUS-IN BETRIEB	ZBY-2267	0.002
				AUS-RUCKSTELLUNG	ZBY-2233	0.002
				AUSSCHALTEN	ZBY-2232	0.002
				AUTO-HAND	ZBY-2364	0.002
				AUTO-O-HAND	ZBY-2385	0.002
				AUTOZYKL-HAND	ZBY-2299	0.002
AUTOZYKL- 1 ZYKL	ZBY-2298			0.002		
C-P-C-NORMAL	ZBY-2265			0.002		
EIN	ZBY-2203			0.002		
EINSCHALTEN	ZBY-2231			0.002		
HAND	ZBY-2316			0.002		
LANGSAM	ZBY-2227			0.002		
LINKS	ZBY-2210			0.002		
NOT-AUS (red background)	ZBY-2230			0.002		
NOT-AUS (yellow background)	ZBY-22420001			0.002		
NOT-HALT	ZBY-2229			0.002		
ÖFFNEN	ZBY-2213			0.002		
RECHTS	ZBY-2209			0.002		
RUCKSTELLUNG	ZBY-2223			0.002		
SCHLIESSEN	ZBY-2214			0.002		
SCHNELL	ZBY-2228			0.002		
SPANNUNG EIN	ZBY-2226			0.002		
STEUERUNG AUS	ZBY-2212			0.002		
STEUERUNG EIN	ZBY-2211			0.002		
STÖRUNG (black background)	ZBY-2234			0.002		
STÖRUNG (red background)	ZBY-2235			0.002		
VOR	ZBY-2205			0.002		
VOR-O-ZURÜCK	ZBY-2284			0.002		
ZURÜCK	ZBY-2206			0.002		
ZYKLUS-HAND	ZBY-2297			0.002		
ZYKLUSSTART	ZBY-2295			0.002		

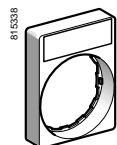
(1) "Start" functions : white letters on black background. "Stop" functions : white letters on red background (unless otherwise specified above).

Control stations and enclosures

XAL control stations for Harmony® style 5
 Ø 22 control and signalling units with double insulated bezel
 Stations for user assembly : accessories



ZBZ-34



ZBY-H101



ZBY-02178



ZBY-02303

Flush mounting with bezel legend holders (30 x 40 mm) for 8 x 27 mm legends

Description	For use with	Colour	Sold in lots of	Unit reference	Weight kg
Without legend	Circular heads	–	10	ZBZ-34	0.003
	Square heads	–	10	ZBC-Z34	0.002
With blank legend	Circular heads	Black or red background	10	ZBY-2H101	0.002
		White or yellow background	10	ZBY-4H101	0.002
	Square heads	Black or red background	10	ZBC-Y2H101	0.004
		White or yellow background	10	ZBC-Y4H101	0.004

Legends for engraving

Description	For use with	Colour	Sold in lots of	Unit reference	Weight kg
8 x 27	30 x 40 mm legend holders	Black or red background	10	ZBY-0101	0.001
		White or yellow background	10	ZBY-0102	0.001

Sheets of peel-off legends (with backing board and protective transparent cover)

Description	For use with	Sold in lots of	Unit reference	Weight kg
Sheet of 76 8 x 27 mm legends	30 x 40 mm legend holders ZBZ-32 and ZBZ-34	10	ZBY-4100	0.043

8 x 27 mm marked legends (for 30 x 40 mm legend holders ZBZ-32 and ZBZ-34)

Colour	Marking	Reference	Weight kg		
Black or red background (1)	International	O (black background)	ZBY-02146	0.001	
		O (red background)	ZBY-02931	0.001	
		I	ZBY-02147	0.001	
		II	ZBY-02148	0.001	
		O-I	ZBY-02178	0.001	
		I-II	ZBY-02179	0.001	
		I-O-II	ZBY-02186	0.001	
		AUTO	ZBY-02115	0.001	
		STOP	ZBY-02304	0.001	
		English	AUTO-HAND	ZBY-02364	0.001
			AUTO-O-HAND	ZBY-02385	0.001
			CLOSE	ZBY-02314	0.001
DOWN	ZBY-02308		0.001		
EMERGENCY STOP	ZBY-02330		0.001		
FAST	ZBY-02328		0.001		
FORWARD	ZBY-02305		0.001		
HAND	ZBY-02316		0.001		
HAND-OFF-AUTO	ZBY-02387		0.001		
INCH	ZBY-02321		0.001		
LEFT	ZBY-02310		0.001		
OFF	ZBY-02312		0.001		
OFF-ON	ZBY-02367		0.001		
ON	ZBY-02311		0.001		
OPEN	ZBY-02313		0.001		
POWER ON	ZBY-02326		0.001		
RESET (red background)	ZBY-02323		0.001		
RESET (black background)	ZBY-02322		0.001		
REVERSE	ZBY-02306		0.001		
RIGHT	ZBY-02309		0.001		
RUN	ZBY-02334		0.001		
SLOW	ZBY-02327		0.001		
START	ZBY-02303		0.001		
STOP-START	ZBY-02366		0.001		
UP	ZBY-02307		0.001		

(1) "Start" functions : white letters on black background. "Stop" functions : white letters on red background (unless otherwise specified above).

Control stations and enclosures

XAL control stations for Harmony® style 5
 Ø 22 control and signalling units with double insulated bezel
 Stations for user assembly : accessories

8 x 27 mm marked legends (for 30 x 40 mm legend holders ZBZ-32 and ZBZ-34) (continued)

Colour	Marking	Reference	Weight kg			
Black or red background (1)	French	ARRET (red background)	ZBY-02104	0.001		
		ARRET (black background)	ZBY-00104	0.001		
		ARRET GENERAL	ZBY-02129	0.001		
		ARRET REARMEMENT	ZBY-02133	0.001		
		ARRET D'URGENCE	ZBY-02130	0.001		
		ARRET-MARCHE	ZBY-02166	0.001		
		ARRIERE	ZBY-02106	0.001		
		AUTO CYCLE-CYCLE	ZBY-02198	0.001		
		AUTO CYCLE-MAIN	ZBY-02199	0.001		
		AUTO-MAIN	ZBY-02164	0.001		
		AUTO-O-MAIN	ZBY-02185	0.001		
		AVANT	ZBY-02105	0.001		
		AVANT-O-ARRIERE	ZBY-02184	0.001		
		C-P-C-NORMAL	ZBY-02165	0.001		
		CYCLE-MAIN	ZBY-02197	0.001		
		DECLENCHEMENT	ZBY-02132	0.001		
		DEFAULT (black background)	ZBY-02134	0.001		
		DEFAULT (red background)	ZBY-02135	0.001		
		DEPART CYCLE	ZBY-02195	0.001		
		DESCENTE	ZBY-02108	0.001		
		DROITE	ZBY-02109	0.001		
		ENCLENCHEMENT	ZBY-02131	0.001		
		EN SERVICE	ZBY-02111	0.001		
		FERMETURE	ZBY-02114	0.001		
		GAUCHE	ZBY-02110	0.001		
		HORS SERVICE	ZBY-02112	0.001		
		HORS-EN	ZBY-02167	0.001		
		LENT	ZBY-02127	0.001		
		MAIN	ZBY-02116	0.001		
		MARCHE	ZBY-02103	0.001		
		MONTEE	ZBY-02107	0.001		
		OUVERTURE	ZBY-02113	0.001		
		PHASE / PHASE	ZBY-02196	0.001		
		REARMEMENT (red background)	ZBY-02123	0.001		
		REARMEMENT (black b/ground)	ZBY-00123	0.001		
		SOUS TENSION	ZBY-02126	0.001		
		VITE	ZBY-02128	0.001		
		German	German	AB	ZBY-02208	0.001
				AUF	ZBY-02207	0.001
				AUS	ZBY-02204	0.001
				AUS-EIN	ZBY-02266	0.001
				AUS-IN BETRIEB	ZBY-02267	0.001
				AUS-RUCKSTELLUNG	ZBY-02233	0.001
				AUSSCHALLEN	ZBY-02232	0.001
				AUTO-HAND	ZBY-02364	0.001
				AUTO-O-HAND	ZBY-02385	0.001
				AUTOZYKL-HAND	ZBY-02299	0.001
AUTOZYKL- 1 ZYKL	ZBY-02298			0.001		
C-P-C-NORMAL	ZBY-02265			0.001		
EIN	ZBY-02203			0.001		
EINSCHALTEN	ZBY-02231			0.001		
HAND	ZBY-02316			0.001		
LANGSAM	ZBY-02227			0.001		
LINKS	ZBY-02210			0.001		
NOT-AUS (red background)	ZBY-02230			0.001		
NOT-AUS (yellow background)	ZBY-022420001			0.001		
NOT-HALT	ZBY-02229			0.001		
ÖFFNEN	ZBY-02213			0.001		
RECHTS	ZBY-02209			0.001		
RUCKSTELLUNG	ZBY-02223			0.001		
SCHLIESSEN	ZBY-02214			0.001		
SCHNELL	ZBY-02228			0.001		
SPANNUNG EIN	ZBY-02226			0.001		
STEUERUNG AUS	ZBY-02212			0.001		
STEUERUNG EIN	ZBY-02211			0.001		
STORUNG (black background)	ZBY-02234			0.001		
STORUNG (red background)	ZBY-02235			0.001		
VOR	ZBY-02205			0.001		
VOR-O-ZURUCK	ZBY-02284			0.001		
ZURUCK	ZBY-02206			0.001		
ZYKLUS-HAND	ZBY-02297	0.001				
ZYRLUSSTART	ZBY-02295	0.001				

(1) "Start" functions : white letters on black background. "Stop" functions : white letters on red background (unless otherwise specified above).

Control stations and enclosures

XAL control stations for Harmony® style 5
 Ø 22 control and signalling units with double insulated bezel
 Stations for user assembly : accessories

Strips of legends for pushbuttons, switches and pilot lights XB5-A

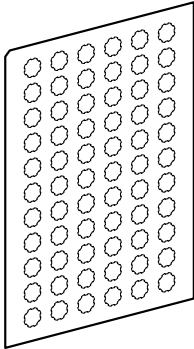
Description	Marking	Sold in lots of	Unit reference	Weight kg	
Strips of 66 circular peel-off transparent self-adhesive legends	Without	10	ZBY-1101	0.017	
	International	O	10	ZBY-1146	0.017
		I	10	ZBY-1147	0.017
		II	10	ZBY-1148	0.017
		III	10	ZBY-1149	0.017
		AUTO	10	ZBY-1115	0.017
		STOP	10	ZBY-1304	0.017
		†	10	ZBY-1912	0.017
	English	HAND	10	ZBY-1316	0.017
		OFF	10	ZBY-1312	0.017
		ON	10	ZBY-1311	0.017
		START	10	ZBY-1303	0.017
	French	ARRET	10	ZBY-1104	0.017
		ARRIERE	10	ZBY-1106	0.017
		AVANT	10	ZBY-1105	0.017
		DESCENTE	10	ZBY-1108	0.017
MAIN		10	ZBY-1116	0.017	
MARCHE		10	ZBY-1103	0.017	
German	MONTEE	10	ZBY-1107	0.017	
	AB	10	ZBY-1208	0.017	
	AUF	10	ZBY-1207	0.017	
	AUS	10	ZBY-1204	0.017	
	EIN	10	ZBY-1203	0.017	

Strip of 66 square peel-off transparent self-adhesive legends	Without	10	ZBC-Y1101	0.017

SIS labelling software (for legends ZBY-001)

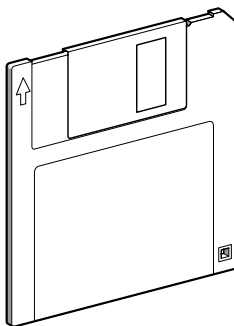
Legend design (English version)		1	XBY-1EN	0.060
Legend design (French version)		1	XBY-1FR	0.060
Legend design (German version)		1	XBY-1GE	0.060

815244



ZBY-1●●●

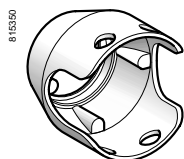
815245



XBY-1●●

Control stations and enclosures

XAL control stations for Harmony® style 5
 Ø 22 control and signalling units with double insulated bezel
 Stations for user assembly : accessories



ZBZ-160●



ZBA-●



ZBL-●



ZBA-●33

Metal guards (3)

Description	For use with	Colour	Sold in lots of	Unit reference	Weight kg
Padlockable	Ø 40 mm Emergency stop and mushroom head push-buttons (standard or trigger action)	Chromium plated	1	ZBZ-1600	0.046
		Black	1	ZBZ-1602	0.046
		Red	1	ZBZ-1604	0.046
		Yellow	1	ZBZ-1605	0.046
		Blue	1	ZBZ-1606	0.046

Pushbutton caps - unmarked

For use with	Cap Type	Colour	Sold in lots of	Unit reference	Weight kg
ZB5-AA circular pushbutton heads supplied without cap	Flush	White	10	ZBA-1	0.001
		Black	10	ZBA-2	0.001
		Green	10	ZBA-3	0.001
		Red	10	ZBA-4	0.001
		Yellow	10	ZBA-5	0.001
		Blue	10	ZBA-6	0.001
		6 colours (1)	1	ZBA-9	0.006
	Projecting	White	10	ZBL-1	0.001
		Black	10	ZBL-2	0.001
		Green	10	ZBL-3	0.001
Red		10	ZBL-4	0.001	
Yellow		10	ZBL-5	0.001	
Blue		10	ZBL-6	0.001	
	6 colours (1)	1	ZBL-9	0.006	

Pushbutton caps - marked (2) (Sold in lots of 10)

For use with	Type of push	Marking Text	Colour	Colour of cap	Unit reference	Weight kg
ZB5-AA circular pushbutton heads supplied without cap	Flush	I	White	Green	ZBA-331	0.001
			Black	White	ZBA-131	0.001
		II	White	Green	ZBA-336	0.001
			Black	White	ZBA-136	0.001
		III	White	Green	ZBA-337	0.001
			Black	White	ZBA-137	0.001
		IV	White	Green	ZBA-338	0.001
			Black	White	ZBA-138	0.001
		START	White	Green	ZBA-333	0.001
			Black	White	ZBA-133	0.001
		ON	White	Green	ZBA-341	0.001
			Black	White	ZBA-141	0.001
		MARCHE	White	Green	ZBA-342	0.001
			Black	White	ZBA-142	0.001
		Ⓢ	White	Black	ZBA-245	0.001
			Black	White	ZBA-145	0.001
		UP	Black	White	ZBA-343	0.001
			White	Black	ZBA-344	0.001
		DOWN	White	Black	ZBA-344	0.001
			Black	White	ZBA-335	0.001
		↑	White	Black	ZBA-335	0.001
			Black	White	ZBA-334	0.001
		O	White	Red	ZBA-432	0.001
			Black	Black	ZBA-232	0.001
		ARRET	White	Red	ZBA-433	0.001
			Black	Black	ZBA-233	0.001
		STOP	White	Red	ZBA-434	0.001
			Black	Black	ZBA-234	0.001
		OFF	White	Red	ZBA-435	0.001
			Black	Black	ZBA-235	0.001
⚠	White	Green	ZBA-346	0.001		
	R	White	Blue	ZBA-639	0.001	

(1) Set of 6 coloured caps : white, black, green, red, yellow, blue.

(2) Cap can be clipped-in at 90° steps throughout 360°.

(3) These guards can be used in conjunction with a legend holder, but only those for mounting directly beneath the head. See page 36032/7.

Control stations and enclosures

XAL control stations for Harmony® style 5
 Ø 22 control and signalling units with double insulated bezel
 Stations for user assembly : accessories

501578



ZB2-BP01●

815354



ZBV-01●3

Colour caps

For use with	Colour	Sold in lots of	Unit reference	Weight kg
Colour caps (can be replaced without dismantling the heads)	Black	10	ZB2-BP012	0.003
	Green	10	ZB2-BP013	0.003
	Red	10	ZB2-BP014	0.003
	Yellow	10	ZB2-BP015	0.003
	Blue	10	ZB2-BP016	0.003

Lens caps

Circular lens caps for light sources with integral LED

Pilot lights	White	10	ZBV-0113	0.002
	Green	10	ZBV-0133	0.002
	Red	10	ZBV-0143	0.002
	Yellow	10	ZBV-0153	0.002
	Blue	10	ZBV-0163	0.002
	5 different colourgrooved lenses (1)	1	ZBV-0103S	0.010
Illuminated pushbuttons with flush push	White	10	ZBW-9113	0.002
	Green	10	ZBW-9133	0.002
	Red	10	ZBW-9143	0.002
	Yellow	10	ZBW-9153	0.002
	Blue	10	ZBW-9163	0.002
Illuminated pushbuttons with projecting push	White	10	ZBW-9313	0.002
	Green	10	ZBW-9333	0.002
	Red	10	ZBW-9343	0.002
	Yellow	10	ZBW-9353	0.002
	Blue	10	ZBW-9363	0.002

Square lens caps for light sources with integral LED

Pilot lights	White	10	ZBC-V0113	0.002
	Green	10	ZBC-V0133	0.002
	Red	10	ZBC-V0143	0.002
	Yellow	10	ZBC-V0153	0.002
	Blue	10	ZBC-V0163	0.002
Illuminated pushbuttons with flush push	White	10	ZBC-W9113	0.002
	Green	10	ZBC-W9133	0.002
	Red	10	ZBC-W9143	0.002
	Yellow	10	ZBC-W9153	0.002
	Blue	10	ZBC-W9163	0.002
Illuminated pushbuttons with projecting push	White	10	ZBC-W9313	0.002
	Green	10	ZBC-W9333	0.002
	Red	10	ZBC-W9343	0.002
	Yellow	10	ZBC-W9353	0.002
	Blue	10	ZBC-W9363	0.002

Replacement keys for Emergency stop key release heads and key switches

Description	Key number	Reference	Weight kg
Set of 2 keys	455	ZBG-455	0.013
	421E	ZBG-421E	0.014
	458A	ZBG-458A	0.014
	520E	ZBG-520E	0.014
	3131A	ZBG-3131A	0.014
	4A185	ZBD-A185	0.014
	LU1	ZBD-LU1	0.014
	LU2	ZBD-LU2	0.014
	LU3	ZBD-LU3	0.014
	LU4	ZBD-LU4	0.014
	LU5	ZBD-LU5	0.014
	LU6	ZBD-LU6	0.014
	LU7	ZBD-LU7	0.014
	LU8	ZBD-LU8	0.014
	LU9	ZBD-LU9	0.014
	LU10	ZBD-LU10	0.014
	LU11	ZBD-LU11	0.014
	LU12	ZBD-LU12	0.014
	LU13	ZBD-LU13	0.014
	LU14	ZBD-LU14	0.014
8D1	ZBD-8D1	0.014	

(1) Clear, green, red, yellow, blue.