

Please note that the data given here has been taken from the online catalog. For comprehensive information and data, please refer to the user documentation at <http://www.download.phoenixcontact.com>. The General Terms and Conditions of Use apply to Internet downloads.

## ► Extract from the online catalog



Lower part of housing, fully assembled, with integrated functional earth ground contact, and metal foot catch.

Illustration shows a fully mounted version of the electronic housing

Order No.	2907114
Ord designation	ME 22,5 UT/FE GN
EAN	4017918126605
Pack	10 Pcs.
Customs tariff	85369010
Weight/Piece	0,04923 KG
Catalog page information	Page 381 (CC-2005)

## ► Product notes

WEEE/RoHS-compliant since: 04/21/2005



---

**IMPORTANT :** This date is valid for Customers in Germany only. Date Format is MM/DD/YYYY. Please contact your local in-country Phoenix Contact location or designated business partner for a Logistics Compliant date in your area. In order to guarantee delivery of RoHS-Compliant product, please purchase Phoenix Contact parts from authorized Phoenix Contact representatives and distributors.

---

## ► Technical data

---

### General

Housing type	Component housing
Housing material	Polyamide
Color	green

---

### Dimensions / positions

Length	99 mm
Width	22.5 mm
Number of positions	16

---

### Technical data

Ambient temperature (operation)	-40 °C ... 105 °C
Connection in acc. with standard	CUL
Nominal voltage $U_N$	300 V
Nominal current $I_N$	10 A
AWG/kcmil	30-12
Indicator1	CUL1
Inflammability class acc. to UL 94	V0

---

## ► Certificates / Approvals

---

### Certificate logos



#### CUL

Nominal voltage $U_N$	300 V
Nominal current $I_N$	10 A
AWG/kcmil	30-12

---

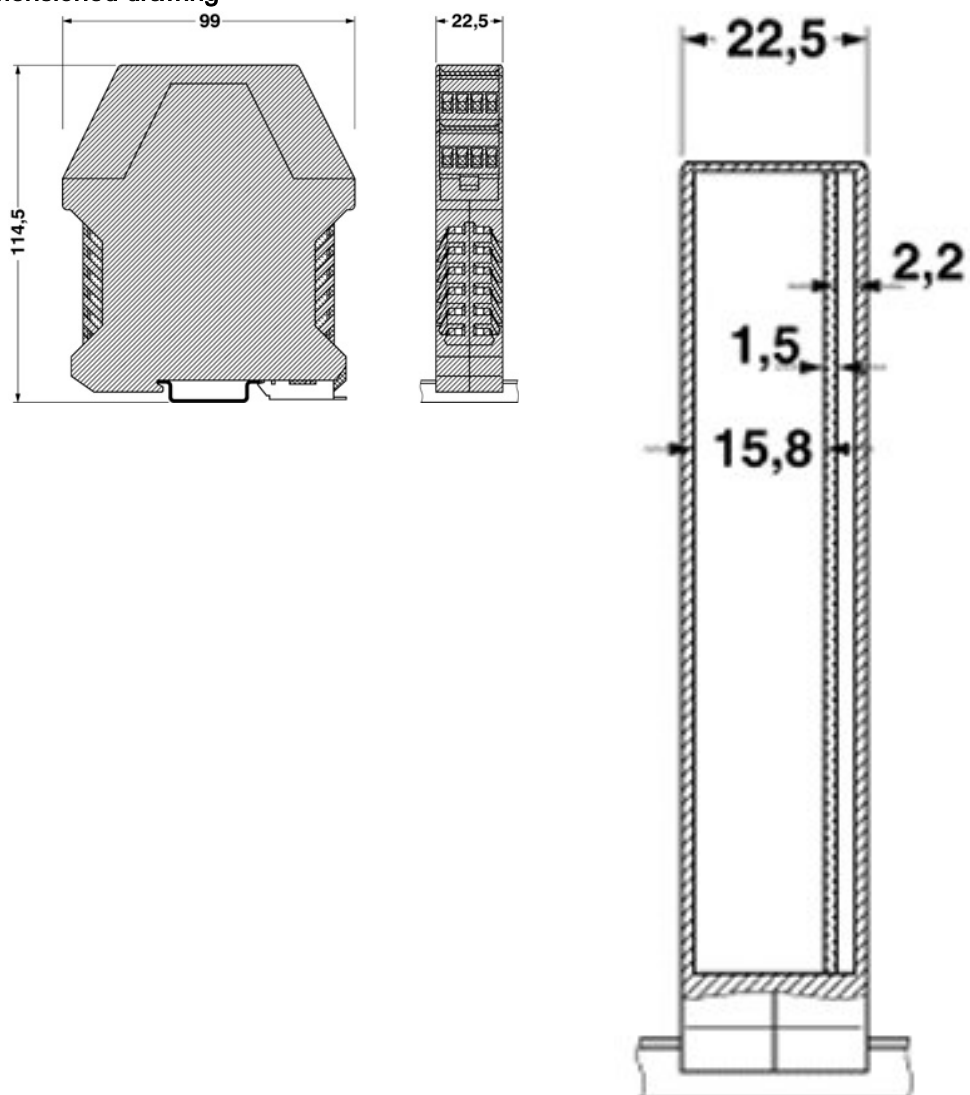
#### UL

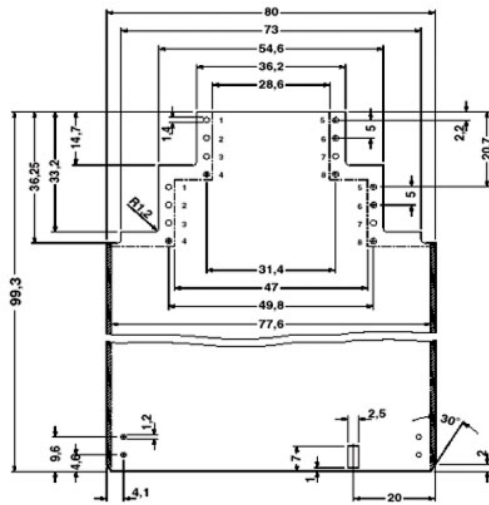
Nominal voltage $U_N$	300 V
Nominal current $I_N$	10 A
AWG/kcmil	30-12

---

## ▶ Drawings

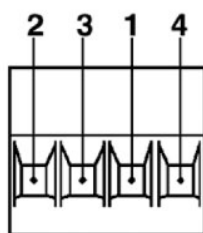
Dimensioned drawing



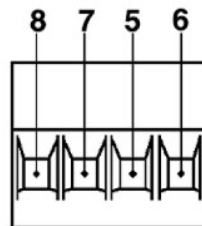
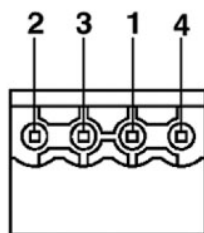


Component mounting side, if the double-level upper part is used

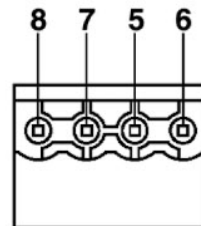
Schematic diagram



Pin assignment left



Pin assignment right



## ► Accessories

Item	Designation	Description
<b>Assembly</b>		
1909236	FKCT 2,5/ 4-ST	Plug component, nominal current: 12 A, rated voltage: 250 V, pitch: 5.0 mm, no. of positions: 4, type of connection: Spring-cage connection
2853404	ME 45 UTM GN	Intermediate element for modular extension of the volume of the housing in the pitch. The open intermediate element is 22.5 mm wide.
2907143	ME B-22,5 MKDSO GN	Cover caps, for unoccupied terminal points
2907156	ME B-22,5 MSTBO GN	Cover caps, for unoccupied terminal points
2906911	ME LPZS	PCB stop, for soldering onto PCB
2908281	ME MF 17,5	Metal foot catch, for intermediate elements.
2853899	ME-SAS	Shield connection clamp for printed circuit terminal block
1707234	MKDSO 2,5/ 4-L	Printed circuit termination block, for soldering into the printed circuit board, left
1707247	MKDSO 2,5/ 4-R	Printed circuit termination block, for soldering into the printed circuit board, right
1861060	MSTBO 2,5/ 4-G1L	COMBICON header, for soldering into the printed circuit board, left
1861073	MSTBO 2,5/ 4-G1R	COMBICON header, for soldering into the printed circuit board, right
1779851	MSTBT 2,5/ 4-ST	Plug, nominal current: 12 A, rated voltage: 250 V, pitch: 5 mm, no. of positions: 4, type of connection: screw connection
<b>General</b>		
2906908	ME LP	PCB, for custom fitting, with contact to mounting rail (EN 60715)
1926251	MSTBT 2,5 HC/ 4-ST	COMBICON HC plug components, 5.0 mm pitch, color: green, no. of positions 4, dimension a 15 mm
<b>Plug/Adapter</b>		
2908294	ME FE-CONTACT	Functional earth ground contact, for intermediate elements.



---

**► Additional products**

---

Item	Designation	Description
<b>Assembly</b>		
2907172	ME 22,5 OT-MKDSO GN	Housing upper part, for printed circuit terminal block connection
2907473	ME 22,5 OT-MKDSO SET	Housing upper part, complete with PCB termination blocks for full equipment. 16-pos., housing width: 22.5 mm
2907169	ME 22,5 OT-MSTBO GN	Upper part of housing, for COMBICON connection, double-level
2907444	ME 22,5 OT-MSTBO SET	Housing upper part, complete with 4 pairs of COMBICON headers and plugs
<hr/>		
<b>General</b>		
2709558	ME 22,5 OT-1MSTBO GN	Upper part of housing, for COMBICON connection, single-level

---

---

## ► Address

---

PHOENIX CONTACT GmbH & Co. KG

Flachsmarktstr. 8

32825 Blomberg

Germany

Phone +49 5235 3 00

Fax +49 5235 3 41200

<http://www.phoenixcontact.com>

Phoenix Contact

Technical modifications reserved;