



EX-BN 20-RZ-3G/D

- 1 Reed contacts
- Explosion protection for ATEX Zones 2 and 22
- Aluminium enclosure
- 104 mm x 52 mm x 47 mm
- Actuating distance up to 50 mm depending on actuating magnet and version
- Non-contact principle
- Screw connection



Data

Ordering data

Product type description	EX-BN 20-RZ-3G/D
Article number (order number)	101182505
EAN (European Article Number)	4030661332659
eCl@ss number, version 12.0	27-27-43-02
eCl@ss number, version 11.0	27-27-01-05
eCl@ss number, version 9.0	27-27-01-05
ETIM number, version 7.0	EC002544
ETIM number, version 6.0	EC002544

Explosion protection

Explosion protection: regulations	EN IEC 60079-0 EN IEC 60079-15 EN 60079-31
Explosion protection zones	2 22
Explosion protection category	3G 3D

Explosion protection designation	 II 3G Ex nC IIC T5 Gc X  II 3D Ex tc IIIC T90°C Dc X
Manufacturer declaration	ATEX Zone 2 and 22

General data

Working principle	Magnetic drive
Housing construction form	rectangular
Housing material	Light-alloy diecast, paint finish
Active area	Metal film
Gross weight	305 g

General data - Features

Latching	Yes
bias magnet	Yes
Number of snap-in contacts	1

Mechanical data

Actuating panels	lateral
Active area	lateral
Actuating element	Magnet
Mechanical life, minimum	1,000,000,000 Operations
Impact energy, maximum	4 J
Actuating speed, maximum	18 m/s

Mechanical data - Switching distances according EN IEC 60947-5-3

Switching distance S_n	12 mm ... 50 mm
Note (Switching distance S_n)	Actuating distance up to 50 mm depending on version and actuating magnet
Repeat accuracy R	0.3 mm

Mechanical data - Connection technique

Termination	Screw terminals M20 x 1.5
Cable cross-section of the cable glands, minimum	6 mm
Cable cross-section of the cable glands, maximum	10 mm

Mechanical data - Dimensions

Length of sensor	47 mm
Width of sensor	104 mm
Height of sensor	52 mm

Ambient conditions

Degree of protection	IP67
Ambient temperature	-15 ... +70 °C
Storage and transport temperature, minimum	-25 °C
Storage and transport temperature, maximum	+70 °C
Resistance to vibrations	10 ... 55 Hz, amplitude 1 mm
Resistance to shock	30 g / 11 ms
Resistant to vibration	50 g, on sine wave oscillation

Electrical data

Switching voltage, maximum	250 VAC
Switching voltage, maximum	250 VDC
Switching current, maximum	3 A
Switching capacity, maximum	120 W
Switching capacity, maximum	120 VA
Switching element	bistable contact
Bounce duration, minimum	0.3 ms
Bounce duration, maximum	0.6 ms

Electrical data - Digital Output

Design of control elements Reed contacts

Scope of delivery

Scope of delivery Actuator must be ordered separately.
Ex-certified screwed cable gland

Accessory

Recommendation (actuator) 2x BP 15/2
BP 20
BP 10 S
2x BP 10 S
BP 34 S
BP 20 S
BP 31 S
BP 11 S
BP 21 S
2x BP 21 S
BP 10 N
2x BP 10 N
BP 15 N
BP 34 N
BP 20 N
BP 31 N
BP 11 N
2x BP 11 N
2x BP 12 S
BP 21 N
2x BP 21 N
BE 20 N(S) ST 24VDC
BE 20 N(S) 48VDC
BP 15/2 N

Note

Note (General) The opening and closing functions depend on the direction of actuation, the actuating magnets and the polarity of the actuating magnets.
When the switches and actuators come together, the colours must coincide:
Red (S) to red (S) and green (N) to green (N).

Ordering code

Product type description:
EX-BN 20-(1)Z-3G/D

(1)

01	1 NC contact
02	2 NC contact
10	1 NO contact
20	2 NO contacts
11	1 NC contacts / 1 NO contact
R	1 bistable contact
2R	2 bistable contact
11R	2 bistable contact NC / NO

Pictures

Product picture (catalogue individual photo)



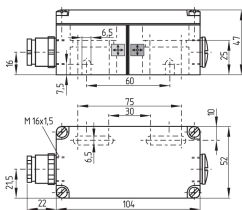
ID: kexbnf01

| 507.1 kB | .jpg | 352.778 x 181.328 mm - 1000 x 514 px - 72 dpi

| 35.7 kB | .png | 74.083 x 38.1 mm - 210 x 108 px - 72 dpi

| 68.9 kB | .jpg | 123.472 x 63.5 mm - 350 x 180 px - 72 dpi

Dimensional drawing basic component



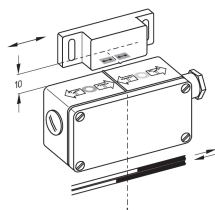
ID: 1bn20g03

| 33.4 kB | .cdr |

| 10.8 kB | .png | 74.083 x 51.858 mm - 210 x 147 px - 72 dpi

| 127.3 kB | .jpg | 352.778 x 247.297 mm - 1000 x 701 px - 72 dpi

Diagram



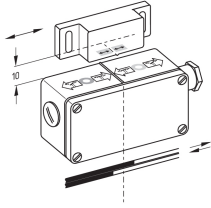
ID: 1bn20k02

| 96.2 kB | .ai | 210 x 297 mm - 595 x 841 px - 72 dpi

| 102.6 kB | .jpg | 352.778 x 244.475 mm - 1000 x 693 px - 72 dpi

| 11.8 kB | .png | 74.083 x 51.506 mm - 210 x 146 px - 72 dpi

Diagram



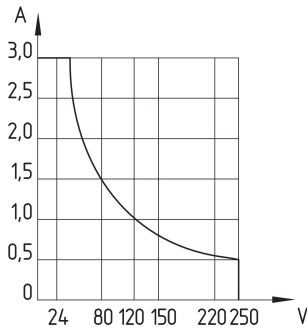
ID: 1bn20k03

| 95.6 kB | .ai | 210 x 297 mm - 595 x 841 px - 72 dpi

| 101.9 kB | .jpg | 352.778 x 244.475 mm - 1000 x 693 px - 72 dpi

| 11.7 kB | .png | 74.083 x 51.506 mm - 210 x 146 px - 72 dpi

Characteristic curve



ID: kbn32d01

| 110.5 kB | .jpg | 352.425 x 371.828 mm - 999 x 1054 px - 72 dpi

Schmersal Ltd., Sparrowhawk Close, WR14 1GL Malvern

The details and data referred to have been carefully checked. Images may diverge from original. Further technical data can be found in the manual. Technical amendments and errors possible.

Generated on: 14/02/2024, 06:25