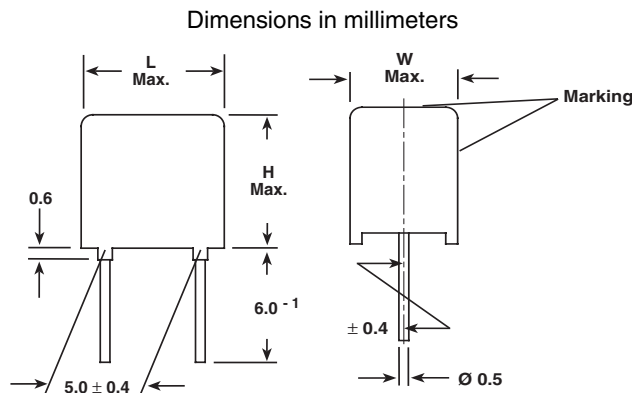


Metallized Polypropylene Film Capacitor Related Document: IEC 60384-16



MAIN APPLICATIONS

Oscillator, timing and LC/RC filter circuits, high frequency coupling/decoupling, sample and hold circuits.

MARKING

Manufacturer's logo/type/C-value/rated voltage/tolerance/date of manufacture

DIELECTRIC

Polypropylene film

ELECTRODES

Vacuum deposited aluminum

COATING

Flame retardant plastic case (UL-class 94 V-0), blue, epoxy resin sealed

CONSTRUCTION

Extended metallized film (refer to general information)

LEADS

Tinned wire

IEC TEST CLASSIFICATION

55/100/56, according to IEC 60068

OPERATING TEMPERATURE RANGE

-55°C to +100°C

CAPACITANCE RANGE

0.01µF to 0.1µF

CAPACITANCE DRIFT

Up to +40°C, < 0.5% for a period of two years

DISSIPATION FACTOR TAN δ

| MEASURED AT | C ≤ 0.1µF |
|----------------|------------------------|
| 1kHz | 0.4 x 10 ⁻³ |
| 10kHz | 0.6 x 10 ⁻³ |
| 100kHz | 4 x 10 ⁻³ |
| Maximum values | |

FEATURES

Product is completely lead (Pb)-free
Product is RoHS-compliant



CAPACITANCE TOLERANCES

± 10% (K), ± 5% (J), ± 2.5% (H), ± 1% (F)



RATED VOLTAGES (U_R)

160 VDC

RoHS
COMPLIANT

PERMISSIBLE AC VOLTAGES (RMS) UP TO 60HZ

100 VAC

TEST VOLTAGE (ELECTRODE/ELECTRODE)

1.6 x U_R for 2 s

INSULATION RESISTANCE

Measured at 100 VDC after one minute
100,000 MΩ minimum value

TEMPERATURE COEFFICIENT

-250°C x 10⁻⁶/°C (typical value)

MAXIMUM PULSE RISE TIME

dv/dt = 390 V/µs

If the maximum pulse voltage is less than the rated voltage, higher dv/dt values can be permitted.

DERATING FOR DC AND AC CATEGORY VOLTAGE U_C

At +85°C: U_C = 1.0 U_R

At +100°C: U_C = 0.7 U_R

SELF INDUCTANCE

~ 6 nH measured with 2mm long leads

PULL TEST ON LEADS

≥ 30 N in direction of leads according to IEC 60068-2-21

DIELECTRIC ABSORPTION

0.05% (typical value) acc. to IEC 60384-1

RELIABILITY

Operational life > 300,000 h

Failure rate < 5 FIT (40°C and 0.5 x U_R)

For further details, please refer to the general information available at www.vishay.com/doc?26033.

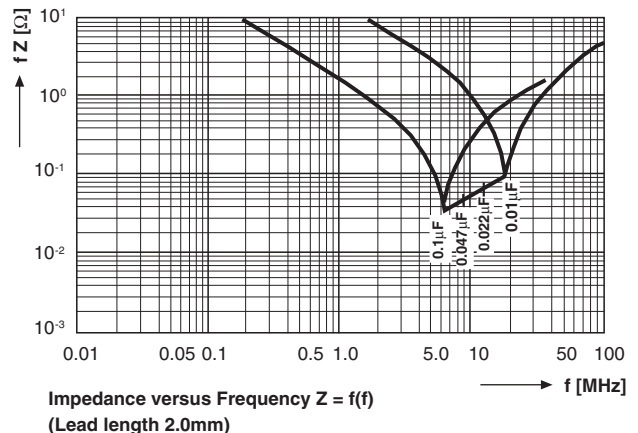
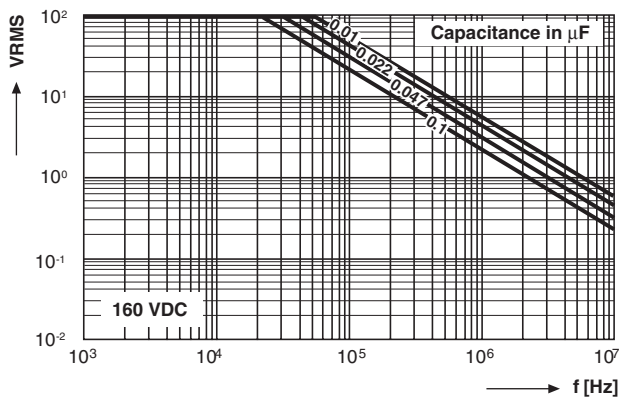


| CAPACITANCE | CAPACITANCE CODE | VOLTAGE CODE 16 160 VDC/100 VAC | | |
|---------------|------------------|------------------------------------|------|-----|
| | | W | H | L |
| 0.01 μ F | - 310 | 5.5 | 7.0 | 7.5 |
| 0.015 μ F | - 315 | 5.5 | 7.0 | 7.5 |
| 0.022 μ F | - 322 | 5.5 | 7.0 | 7.5 |
| 0.033 μ F | - 333 | 7.5 | 9.0 | 7.5 |
| 0.047 μ F | - 347 | 7.5 | 9.0 | 7.5 |
| 0.068 μ F | - 368 | 7.5 | 9.0 | 7.5 |
| 0.1 μ F | - 410 | 9.0 | 11.0 | 7.5 |

Further C-values upon request

RECOMMENDED PACKAGING

| LETTER CODE | TYPE OF PACKAGING | HEIGHT (H) (mm) | REEL DIAMETER (mm) | ORDERING CODE EXAMPLES | PCM 5 |
|-------------|-------------------|-----------------|--------------------|------------------------|-------|
| D | AMMO | 16.5 | S* | MKP 1837-322-162-D | X |
| G | AMMO | 18.5 | S* | MKP 1837-322-162-G | X |
| F | REEL | 16.5 | 350 | MKP 1837-322-162-F | X |
| W | REEL | 18.5 | 350 | MKP 1837-322-162-W | X |
| — | BULK | — | — | MKP 1837-322-162 | X |





Disclaimer

All product specifications and data are subject to change without notice.

Vishay Intertechnology, Inc., its affiliates, agents, and employees, and all persons acting on its or their behalf (collectively, "Vishay"), disclaim any and all liability for any errors, inaccuracies or incompleteness contained herein or in any other disclosure relating to any product.

Vishay disclaims any and all liability arising out of the use or application of any product described herein or of any information provided herein to the maximum extent permitted by law. The product specifications do not expand or otherwise modify Vishay's terms and conditions of purchase, including but not limited to the warranty expressed therein, which apply to these products.

No license, express or implied, by estoppel or otherwise, to any intellectual property rights is granted by this document or by any conduct of Vishay.

The products shown herein are not designed for use in medical, life-saving, or life-sustaining applications unless otherwise expressly indicated. Customers using or selling Vishay products not expressly indicated for use in such applications do so entirely at their own risk and agree to fully indemnify Vishay for any damages arising or resulting from such use or sale. Please contact authorized Vishay personnel to obtain written terms and conditions regarding products designed for such applications.

Product names and markings noted herein may be trademarks of their respective owners.