

**RoHS
Compliant**



Features

- Heavy duty general purpose automotive relay
- Outline dimensions: 26mm × 26mm × 24.8 mm
- 70A of contact switching capacity
- 125°C of working temperature
- Normal open contact configuration
- Available for Plastic sealed and unsealed type
- Quick Connect Terminals and PCB Terminals

Specification

Contact Data		
Contact Form	1 Form A	
Contact Material	Ag Alloy	
Contact Rating (Resistive)	6V,12V DC: 70A 14V DC 24V DC: 40A 28V DC	
Contact Resistance	Max. 50mΩ (6V DC 1A)	
Load	Max. Switching Voltage	50V DC
	Max. Switching Current	70A
	Max.Continuous Current	70A(23°C) ,50A(125°C)
	Min. Switching Load	1A 6V DC
Life	Electrical	1×10 ⁵ Cycles (70A 14V DC,720 cycles/h) 1×10 ⁵ Cycles (40A 28V DC,720 cycles/h)
	Mechanical	1×10 ⁷ Cycles (300 cycles/minutes)
Coil Data		
Nominal Coil Power	1.6W,1.8W	
General Data		
Insulation Resistance	Min. 500MΩ 500V DC	
Dielectric Strength	Between open contacts	550V AC, 1min
	Between coil and contacts	
Operate Time	Max. 10ms	
Release Time	Max. 7ms	
	Max.20ms (With Diode)	
Operating Temperature	-40°C to +125°C	
Humidity	35-85%RH, +40°C	
Shock Resistanc	294m/s ² (30g)	
Vibration Resistance	10-55Hz, 3mm double amplitude 55-500Hz,176m/s ² (18g)	
Weight	Approximately 32g (Without Bracket) Approximately 35.5g (Bracket)	
Mechanic	Cover Strength: 245N (Pull/Press) Terminal Strength: 100N (Pull/Press) Terminal Bending: 10N (Each Direction)	

Note:Data shown are of initial value

Newark.com/multicomp-pro
Farnell.com/multicomp-pro
sg.element14.com/b/multicomp-pro

Automotive Relay

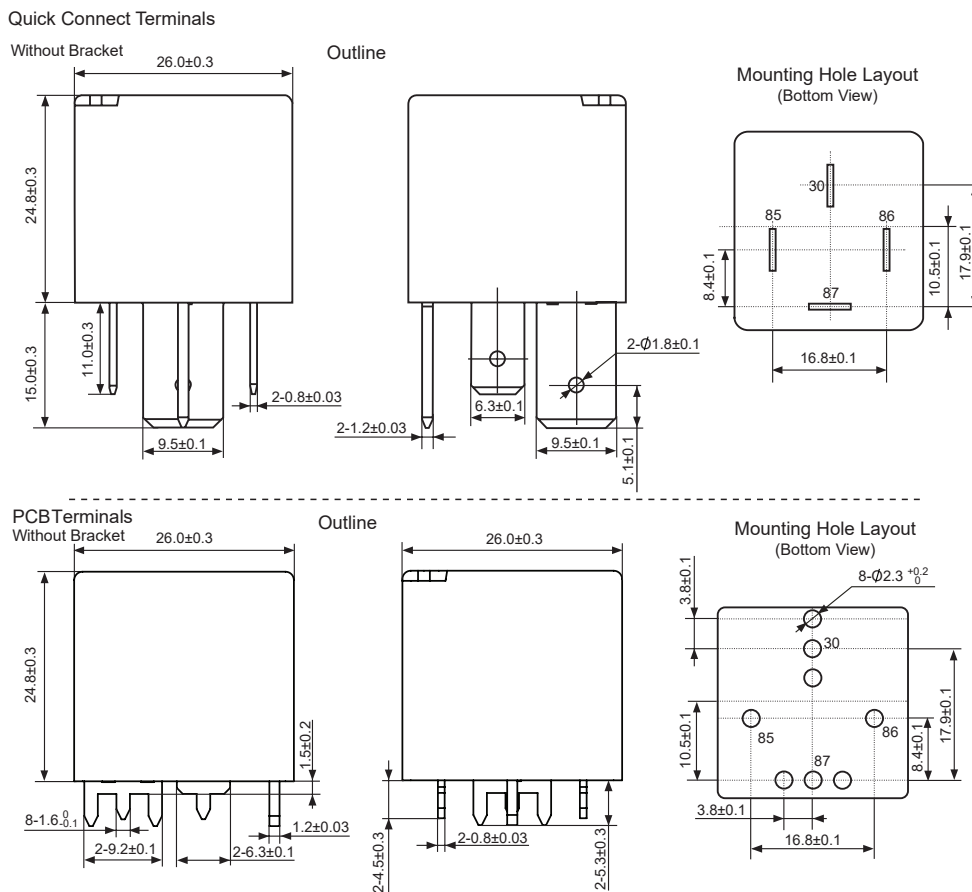
multicomp PRO

Coil Data

Ambient Temperature: 23°C

Model	Nominal Voltage V DC	Coil Resistance Ω +/-10%	Parallel Resistance Ω +/-5%	Equivalent Resistance Ω +/-10%	Operate Voltage \leq V DC	Release Voltage \geq VDC	Coil Power W
MPCMA34-DC12V-A-R	12	90	--	--	7.2	1.2	1.6
MPCMA34-DC12V-C-R			680	79.5			1.8

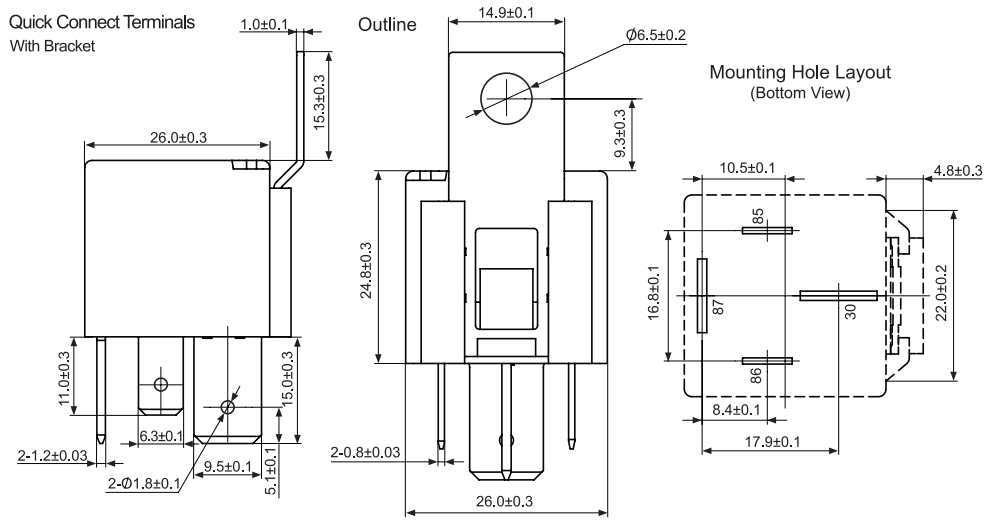
Outline, Wiring Diagram, Mounting Hole Layout



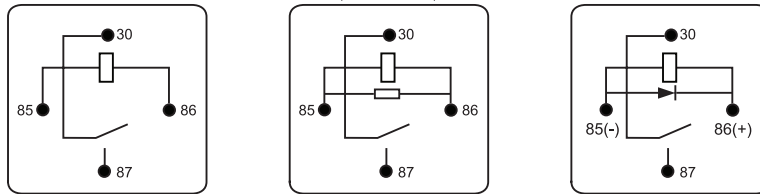
Dimensions : Millimetres

Newark.com/multicomp-pro
 Farnell.com/multicomp-pro
 sg.element14.com/b/multicomp-pro

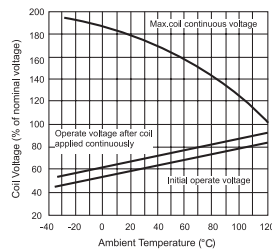
multicomp PRO



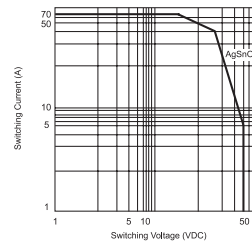
Wiring Diagram (Bottom View)



The range of coil continuous voltage



Max. permitted load



Part Number Table

Description	Part Number
Automotive Relay, Quick Connect Type, NO, 1.6W, 70A, Unsealed	MPCMA35H-DC12V-A
Automotive Relay, Quick Connect Type, NO, 1.8W, 70A, Unsealed	MPCMA35H-DC12V-A-R

Important Notice : This data sheet and its contents (the "Information") belong to the members of the AVNET group of companies (the "Group") or are licensed to it. No licence is granted for the use of it other than for information purposes in connection with the products to which it relates. No licence of any intellectual property rights is granted. The Information is subject to change without notice and replaces all data sheets previously supplied. The Information supplied is believed to be accurate but the Group assumes no responsibility for its accuracy or completeness, any error in or omission from it or for any use made of it. Users of this data sheet should check for themselves the Information and the suitability of the products for their purpose and not make any assumptions based on information included or omitted. Liability for loss or damage resulting from any reliance on the Information or use of it (including liability resulting from negligence or where the Group was aware of the possibility of such loss or damage arising) is excluded. This will not operate to limit or restrict the Group's liability for death or personal injury resulting from its negligence. Multicomp Pro is the registered trademark of Premier Farnell Limited 2019.