

# B-20 Bead Cores for Round Cables for Low & High Frequency (Bare & coated)

## Overview

The KEMET B-20 series bead cores are designed to use on round cables. The wide range of Manganese Zinc (MnZn) and Nickel Zinc (NiZn) options allows for targeting specific frequency ranges.

EMI cores are part of a family of passive components, which address the issues of noise or electromagnetic interference (EMI) in circuits or systems.

## Applications

- Computers
- Telecommunications
- Industrial equipment
- Adapters
- Consumer electronics

## Benefits

- MnZn  $\leq$  10 MHz (AM band range) and NiZn  $\leq$  300 MHz (FM band range) options available
- Solid construction
- Bare and coated types available



## Part Number System

B-20	L-	48	B-A
Series	Core Material	Core Size Outer Dimension (mm)	Type
B-20	F = Mn-Zn L = Ni-Zn	xx = x.x mm	Blank = Bare B / B-A = Coated (except 48B) B-L = Insulation resistance testing

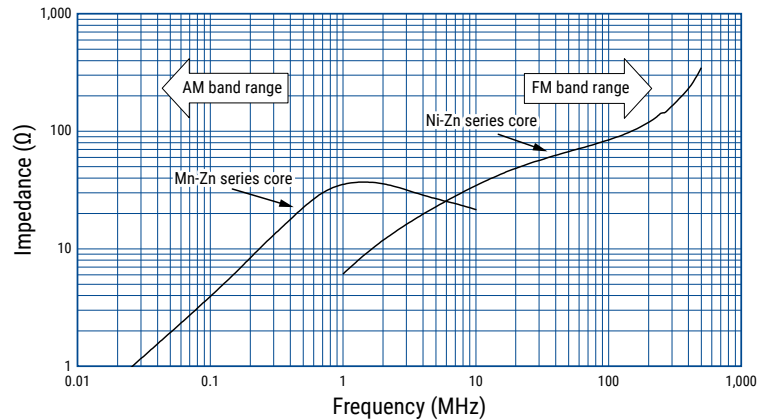
## Core Material and Effective Frequency Range

There are two ferrite material options for KEMET EMI Cores: Nickel-Zinc (NiZn) and Manganese Zinc (MnZn). Each core material has a different resistance and effective frequency range. The MnZn core material has a lower resistance compared to the NiZn; therefore, adequate insulation is required before use.

The NiZn core material is typically effective for frequencies in the MHz band range such as the FM-band, while the MnZn core material is typically effective for the kHz band range such as the AM-band. See Figure 1.

It is recommended to measure the actual frequency range effectiveness in the target application.

Figure 1 – Effective band range of Mn-Zn and Ni-Zn ferrite core material. (Representative example, measured with same-dimension ring core)

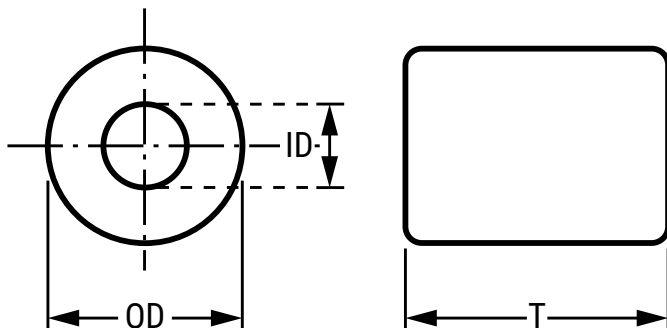


## Environmental Compliance

All KEMET EMI cores are RoHS compliant.



## Dimensions – Millimeters



See Table 1 for dimensions

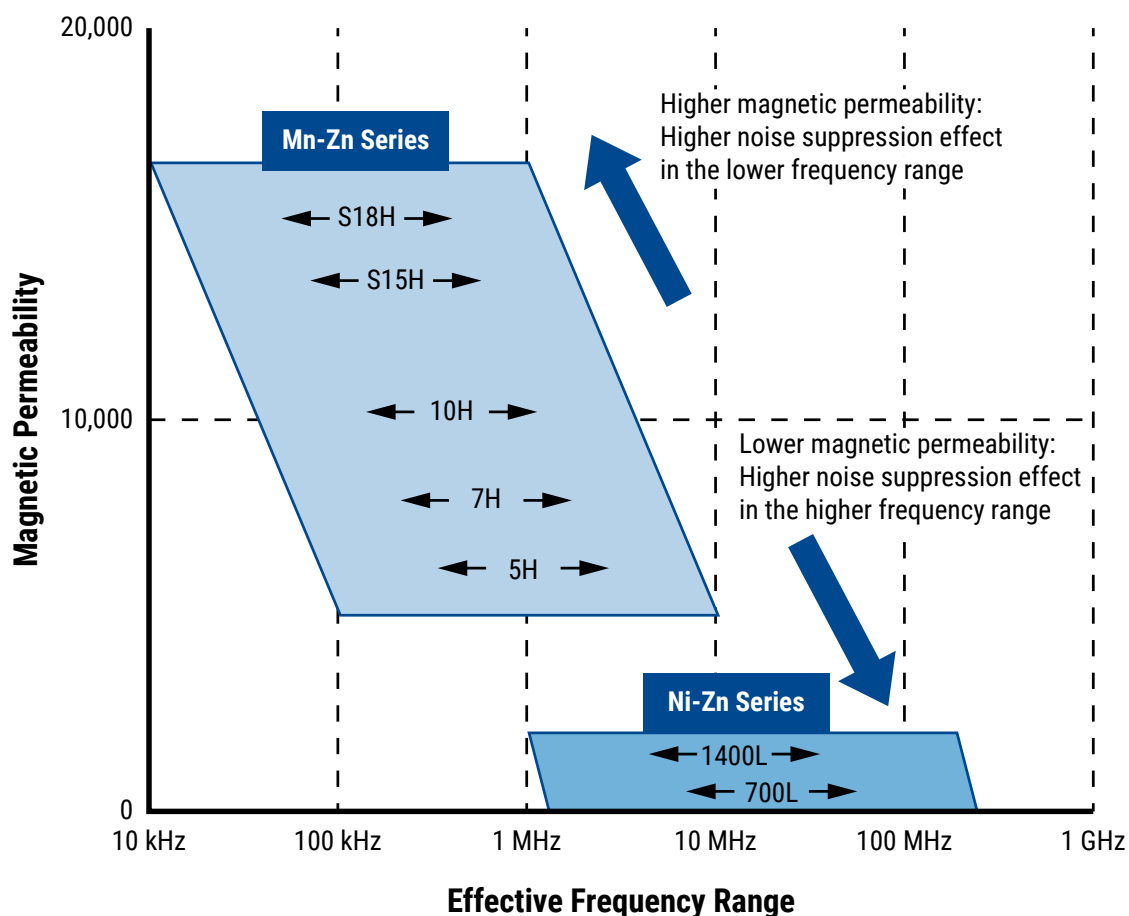
## Magnetic Permeability of Ferrite Material

In order to achieve most efficient noise reduction, it is important to select the material according to the target frequency band. Depending on its magnetic permeability, a particular ferrite material will be effective in a certain frequency band. A schematic representation of the relationship between the magnetic permeability of each material and the corresponding effective band range is shown in Figure 1. Materials with higher magnetic permeability are effective in the lower frequency range, while those with lower magnetic permeability are effective in the higher frequency range. Thus, Mn-Zn products are mainly used for reducing conduction noise, while Ni-Zn products are commonly used for radiation noise countermeasures.

The effective frequency range varies depending on core shape, size and number of windings. This frequency dependence of the magnetic permeability as shown in the figure serves for reference purposes only and it should be tested on the actual device to determine its effectiveness.

S18H, S15H, 10H, 7H, 5H, 1400L and 700L are KEMET's proprietary ferrite material names. Other materials can also be available on request.

Figure 2 - Relationship between the magnetic permeability of each material and its effective frequency range



## Performance Characteristics

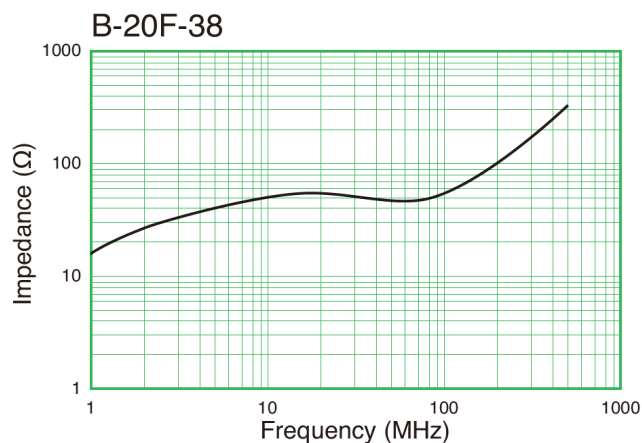
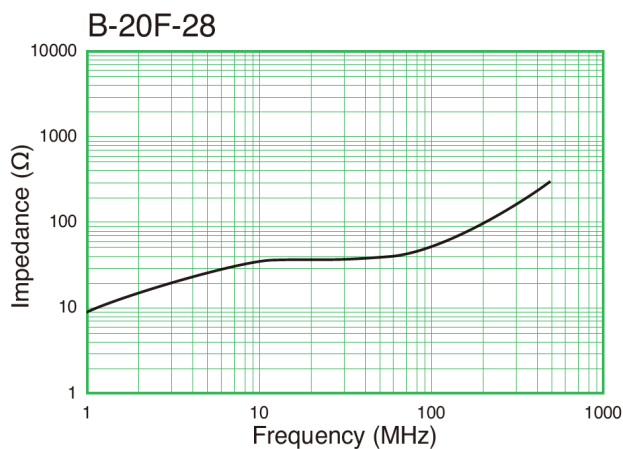
Item	Performance Characteristics
Operating temperature	-25°C to +85°C
Frequency range	Low frequency and high frequency
Outer diameter	2.5 – 9.7 mm
Inner diameter	0.8 – 4.8 mm
Thickness	1.2 – 8.0 mm
Type	Bare and coated

**Table 1 – Ratings & Part Number Reference**

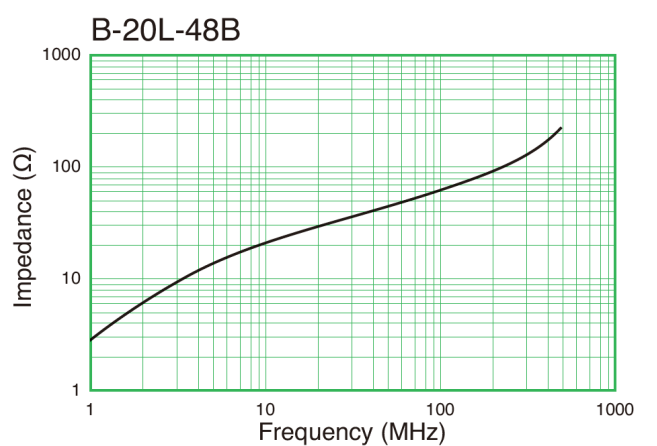
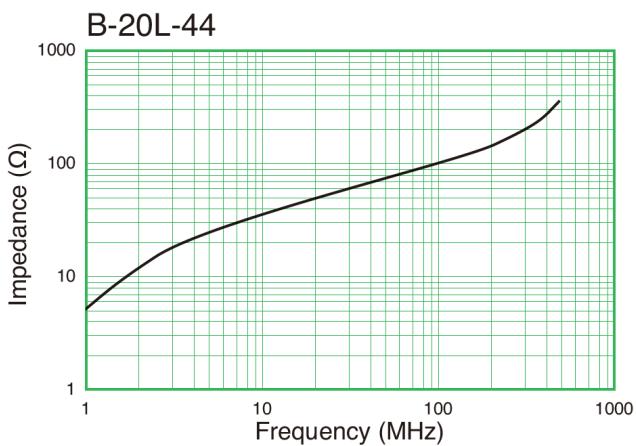
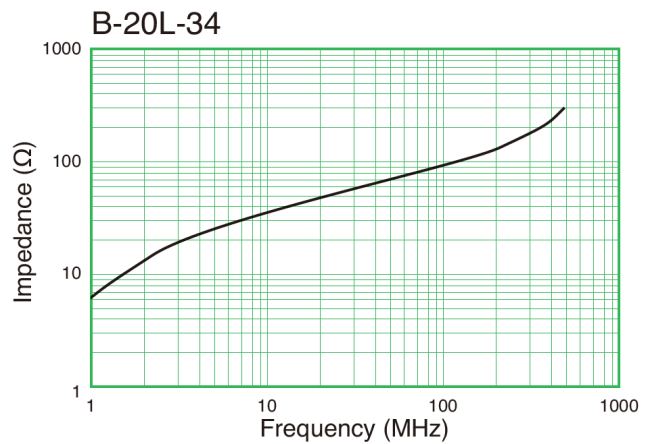
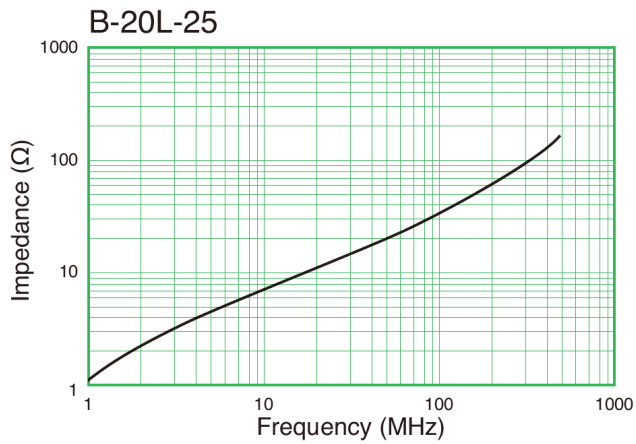
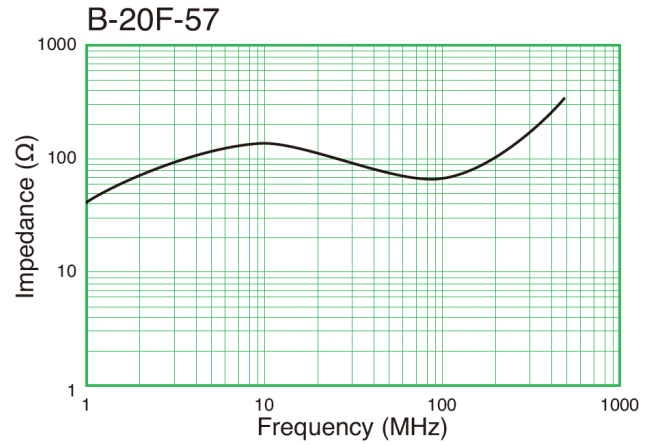
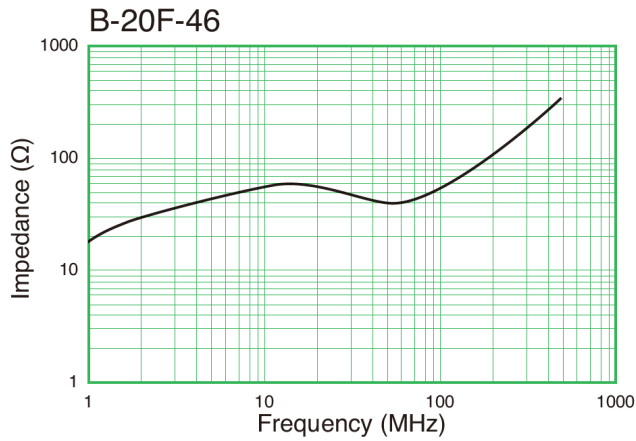
Part Number	Dimensions (mm)			Weight (g)	Type	Frequency Range <sup>1</sup>	
	OD	ID	T			≤ 10 MHz (AM band range)	≤ 300 MHz (FM band range)
B-20F-28	2.8 ±0.3	1.3 ±0.3	3.0 ±0.3	0.07	Bare	X	
B-20F-38	3.8 ±0.3	1.5 ±0.3	4.3 ±0.3	0.21	Bare	X	
B-20F-46	4.6 ±0.3	1.5 ±0.3	4.3 ±0.3	0.30	Bare	X	
B-20F-57	5.7 ±0.3	1.5 ±0.3	8.0 ±0.3	0.91	Bare	X	
B-20L-25	2.5 ±0.3	1.0 ±0.3	1.2 ±0.3	0.03	Bare		X
B-20L-34	3.4 ±0.3	0.8 ±0.3	4.4 ±0.3	0.19	Bare		X
B-20L-44	4.4 ±0.3	1.6 ±0.3	7.0 ±0.3	0.46	Bare		X
B-20L-48B	4.8 ±0.3	2.4 ±0.3	4.8 ±0.3	0.34	Bare		X
B-20L-48B-L	4.8 ±0.3	2.4 ±0.3	4.8 ±0.3	0.34	Bare		X
B-20L-48B-A	4.8 ±0.3	2.4 ±0.3	4.8 ±0.3	0.34	Coated		X
B-20L-95B	9.7 ±0.3	4.8 ±0.3	4.2 ±0.3	1.09	Coated		X

<sup>1</sup> Frequency range is for reference only. Please test with actual device before use.

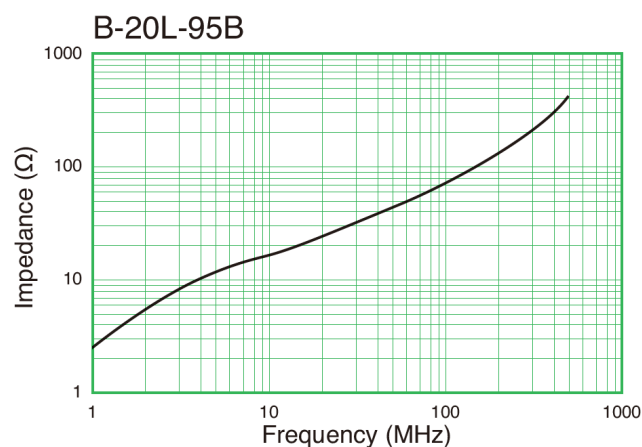
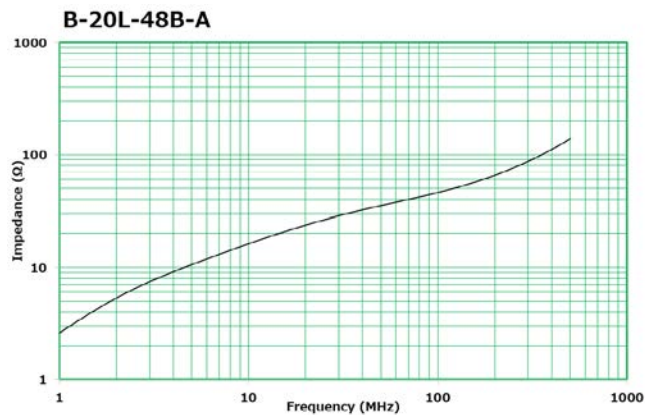
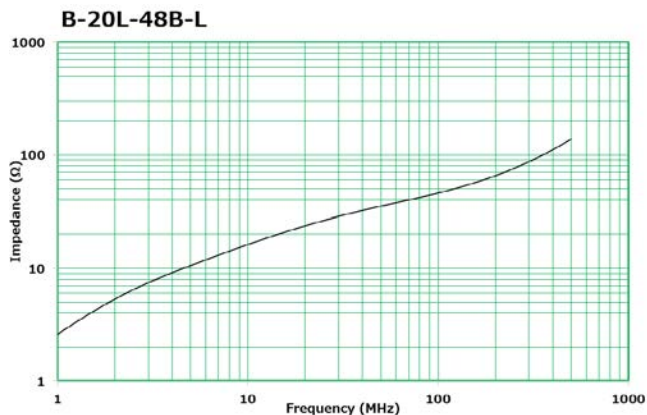
## Impedance vs. Frequency



## Impedance vs. Frequency cont.



## Impedance vs. Frequency cont.



## Packaging

Part Number	Packaging Type	Pieces per Box
B-20F-28	Bulk	60,000
B-20F-38		30,000
B-20F-46		15,000
B-20F-57		30,000
B-20L-25		
B-20L-34		
B-20L-44		
B-20L-48B		
B-20L-48B-L		15,000
B-20L-48B-A		
B-20L-95B		

## Handling Precautions

EMI Cores should be stored in normal working environments. While the EMI Cores themselves are quite robust in other environments, avoid exposure to high temperatures, high humidity, corrosive atmospheres and long term storage for case, snap-on and split types.

KEMET recommends that maximum storage temperature not exceed 40°C and maximum storage humidity not exceed 75% relative humidity. Atmospheres should be free of chlorine, sulfur and alkali bearing compounds. Avoid also storage near strong magnetic fields as this might magnetize the product.

Temperature fluctuations should be minimized to avoid condensation or cracks on the parts. Mechanical shocks can bring to cracks as well.

---

## Export Control

### For customers in Japan

For products that are controlled items subject to the “Foreign Exchange and Foreign Trade Law” of Japan, the export license specified by the law is required for export.

### For customers outside Japan

EMI Core products should not be used or sold for use in the development, production, stockpiling or utilization of any conventional weapons or mass-destructive weapons (nuclear weapons, chemical or biological weapons, or missiles), or any other weapons.

## KEMET Electronics Corporation Sales Offices

For a complete list of our global sales offices, please visit [www.kemet.com/sales](http://www.kemet.com/sales).

---

### Disclaimer

All product specifications, statements, information and data (collectively, the "Information") in this datasheet are subject to change. The customer is responsible for checking and verifying the extent to which the Information contained in this publication is applicable to an order at the time the order is placed. All Information given herein is believed to be accurate and reliable, but it is presented without guarantee, warranty, or responsibility of any kind, expressed or implied.

Statements of suitability for certain applications are based on KEMET Electronics Corporation's ("KEMET") knowledge of typical operating conditions for such applications, but are not intended to constitute – and KEMET specifically disclaims – any warranty concerning suitability for a specific customer application or use. The Information is intended for use only by customers who have the requisite experience and capability to determine the correct products for their application. Any technical advice inferred from this Information or otherwise provided by KEMET with reference to the use of KEMET's products is given gratis, and KEMET assumes no obligation or liability for the advice given or results obtained.

Although KEMET designs and manufactures its products to the most stringent quality and safety standards, given the current state of the art, isolated component failures may still occur. Accordingly, customer applications which require a high degree of reliability or safety should employ suitable designs or other safeguards (such as installation of protective circuitry or redundancies) in order to ensure that the failure of an electrical component does not result in a risk of personal injury or property damage.

Although all product-related warnings, cautions and notes must be observed, the customer should not assume that all safety measures are indicated or that other measures may not be required.

When providing KEMET products and technologies contained herein to other countries, the customer must abide by the procedures and provisions stipulated in all applicable export laws and regulations, including without limitation the International Traffic in Arms Regulations (ITAR), the US Export Administration Regulations (EAR) and the Japan Foreign Exchange and Foreign Trade Act.

*KEMET is a registered trademark of KEMET Electronics Corporation.*