

Search Knowledge Base

Search

Overview

Table of Content

1. General Information
2. Features
3. Package Contents
4. Interface
5. Dimensions
6. Indicator Mode
7. Button Mode
8. Unit Information

General Information

What Is SenseCAP M2 Data Only

SenseCAP M2 Data Only is a LoRaWAN Gateway connected to the Helium LongFi Network and able to provide miles of wireless network coverage and data transmission capacity for Long Range /LoRaWAN devices.

As a LoRaWAN gateway, it could be able to provide miles of wireless network coverage and data transmission capacity for Long Range /LoRaWAN devices.

As a gateway supporting the Helium LongFi network, it could help you build the local LoRaWAN network and develop various LoRaWAN applications at low cost while enjoying the benefits of being a part of the People's Network.

SenseCAP M2 is now providing US915 and EU868 versions with FCC and CE certificates. And it will have more frequency band versions and corresponding certificates available for different countries and regions in the near future.



[Back to Top](#)

Features



• **Wide-range Coverage and Strong Signal**

With a 3dBi High-Performance Antenna, SenseCAP M2 could provide Miles of LoRaWAN coverage and a strong signal. And you could always upgrade the antenna to fit your usage scenario based on different environments.

• **Excellent and Stable Performance**

SenseCAP M2 is powered by the mature hardware solution MT7628 and Semtech SX1302/SX1303 baseband Long Range chip. It has built-in BLE and supports both Wi-Fi and Ethernet internet connection. For users who need to power the gateway on Ethernet instead of an extra power supply cable, the PoE feature is also added in M2.

• **Professional Management Tools and Cloud Services**

Users could easily set up the hotspot In a few simple steps via SenseCAP Hotspot App. SenseCAP Hotspot Dashboard and SenseCAP Local Console are also developed for users to monitor and manage the Hotspot in an efficient and easy way.

• **Efficient and Timely Online Support**



For a gateway that handles great loads of data transmission, safety is never too much to be concerned about. SenseCAP M2 Data Only always assures high-security authentication and reliable connectivity to the People's Network.

• **Easy Setup in Simple Steps**

Ready to go with SenseCAP Hotspot App in simple steps

• **Rich Accessories**

Besides the powerful features of the SenseCAP device itself, SenseCAP has been providing rich accessories choices for users to get the maximum performance for the Hotspots. Such as the best sales of high-performance IoT antennas, antenna cables, mounting pads, and lightning arrestors.

[Back to Top](#)

Package Contents

- SenseCAP M2 LoRaWAN Indoor Gateway *1
- Power Adapter (EU/US) *1
- 3dBi Antenna with Base *1
- Quick Start Guide *1

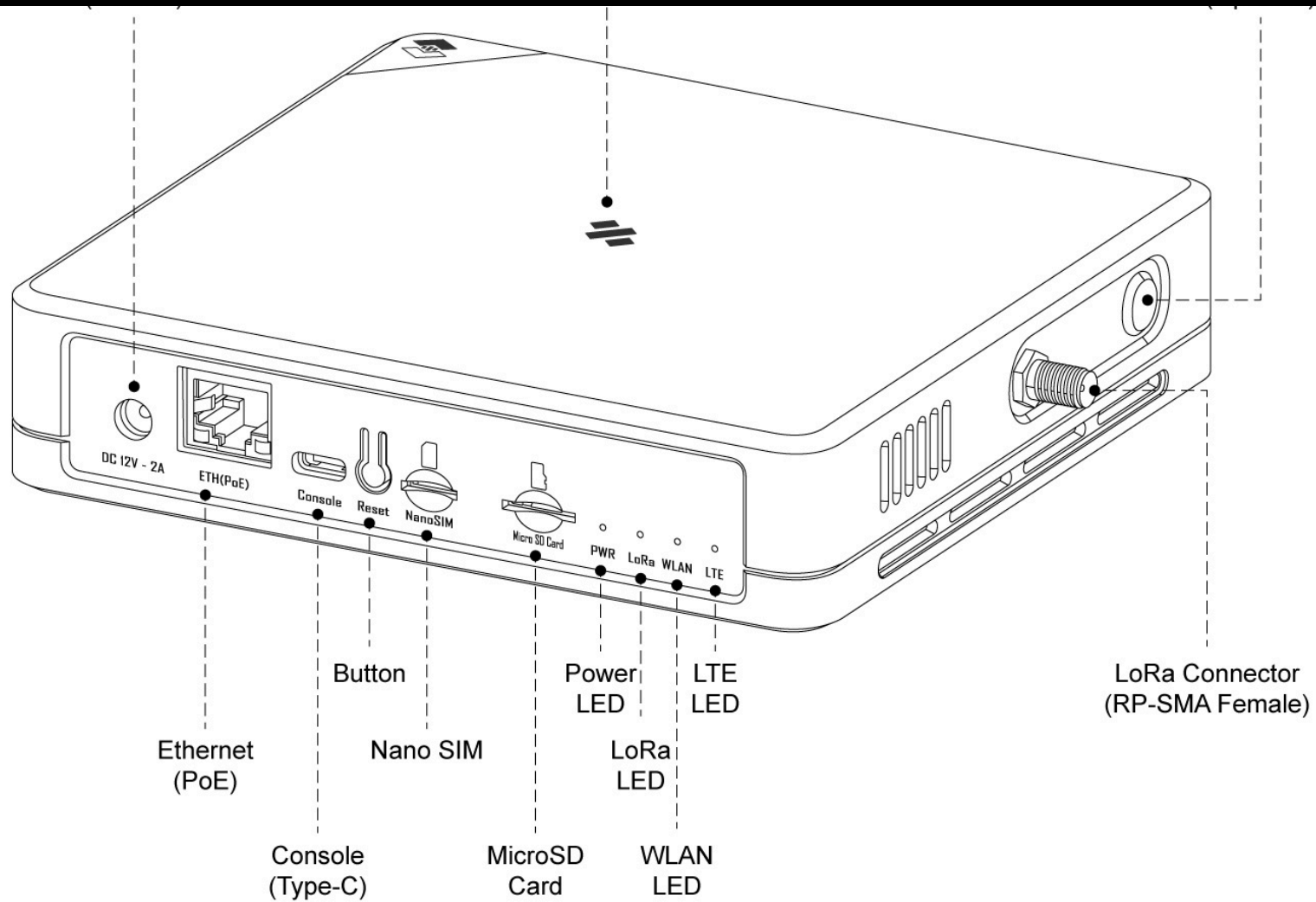
Note:

Please note that the onboarding fees are NOT included in the product. A \$10 onboarding fee and a \$5 location asserting fee will be deducted by users' wallets to onboard. Please make sure you have enough Helium Data Credit in the Wallet when you proceed with the onboarding process.



[Back to Top](#)

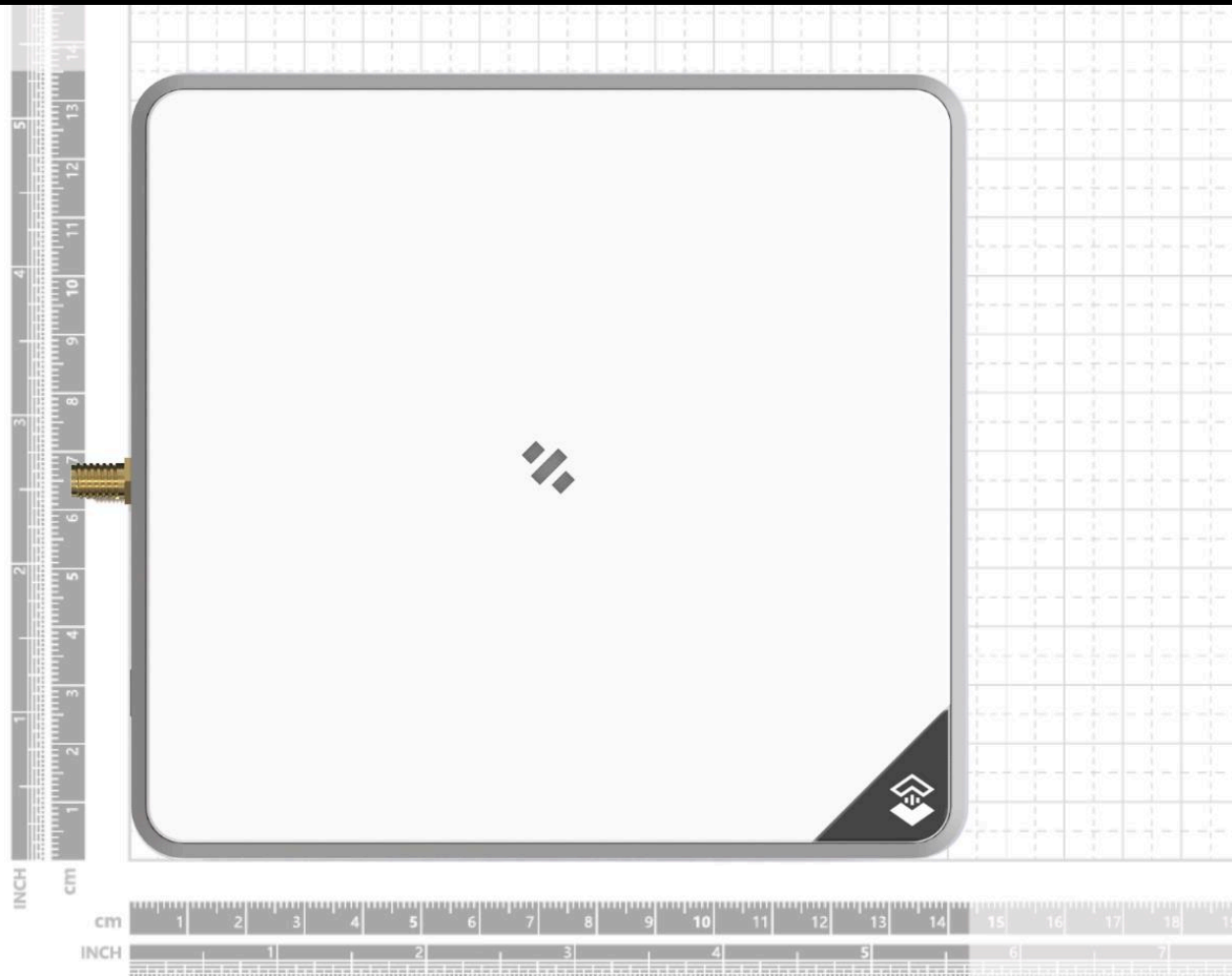
Interface



Note:

- The MicroSD card slot is spared for future use. No Micro SD card is needed for SenseCAP M2 as a LoRaWAN gateway.
- Nano SIM card slot will only be available in 4G version hotspot. SIM card is not included in the device.

Dimensions



- **Device Size (/pcs):**
143.6x135x34mm (connector not included) 150.6x135x34mm (connector included)
- **Package Size (/pcs):** 340*230*65mm
- **Package Weight (/pcs):** approx. 950g

Green	Solid	Hotspot is healthy and the internet is well connected.
	Slow blinking	Hotspot is booting, please wait.
Blue	Solid	The hotspot is ready for internet connection. Further configuration needed.
	Slow blinking	Configuration mode, and will auto exit after 5 mins if no activity.
	Fast blinking	Press the button for 30s until the indicator show fast flash will trigger factory reset.
Orange	Slow blinking	Firmware is updating, and please do not power off the hotspot or disconnect the internet.
Red	Solid	Hardware issue or internet connection failure.
White	Solid	The hotspot is only with a factory firmware if LED shows solid white, and will be updated to the latest firmware automatically when it is connected to the internet.

Mode	Description
Double Click	Quick double click will trigger a software reboot.
Press for 5s	Press the button for 5s and release until the blue indicator flash slowly will enter the configuration mode, and it will automatically exit in 5 mins if no activity.
Press for 30s	Press the button for 30s until the blue indicator flash fast will trigger a factory reset and a software reboot. Attention: Please do NOT use this function unless suggested by official tech support.

[Back to Top](#)

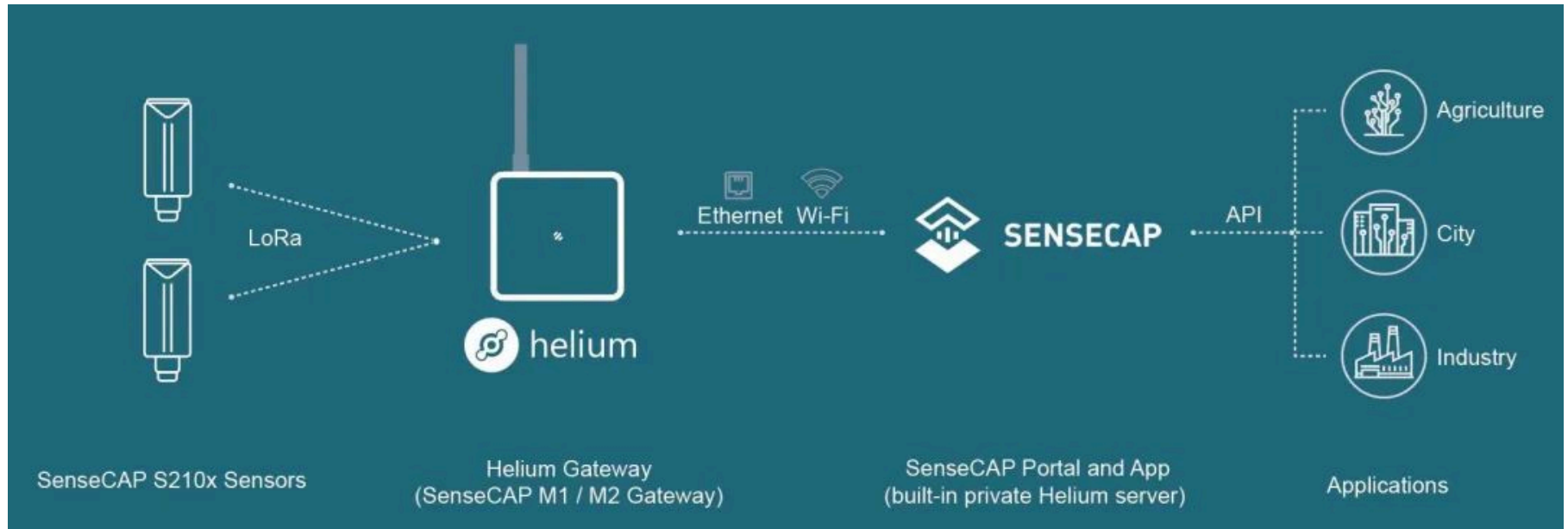
Unit Information



These labels on the bottom indicate important information about the unit including:

- Model
- Device Serial Number (S/N)
- WiFi MAC
- ETH MAC
- AP IP Address
- Username and Password to login the local console

System Structure



[Back to Top](#)

Datasheet

Processor	MT7628(MIPS24KEc@580MHz)
RAM	DDR2 128MB
Flash	32MB
Long Range Gateway Chip	SX1302 / SX1303



Long Range TX Power	Up to 26 dBm
Antenna	Long Range: 3dBi External Antenna with Base Wi-Fi: Internal Antenna BLE: Ceramic Antenna
Antenna Impedance	50 Ohm
Wi-Fi	Support 2.4 GHz 802.11 b/g/n
Bluetooth	Dual-Module, Bluetooth V2.1 + EDR and V5.2
Ethernet	RJ45 (10M / 100 M)
LoRaWAN	Supports Class A, C
Input Voltage	DC 12V – 2A PoE (IEEE 802.3 af), 40V-57V DC
Interfaces	Ethernet RJ45 * 1 RP-SMA Female Antenna Connector * 1 Micro SD Card Slot (Future use) * 1 USB Type-C (Console) * 1
Dimension	143.6x135x34mm (connector not included) 150.6x135x34mm (connector included) Package: 340*230*65mm
Operating Temperature	-20°C to 55°C
Relative Humidity	0% – 85% (non-condensing)



Next Article

Quick Start

- ★ SenseCAP M1 >
- ★ SenseCAP M2 >
- ★ SenseCAP M2 Data Only >
- 🔦 Overview
- ★ Quick Start
- 📄 M2 Local Console
- 🔦 FAQ
- 🔧 Troubleshooting
- 📄 Release Notes
- ★ SenseCAP M4 Square >



[SenseCAP Hotspot App](#)

[SenseCAP Dashboard](#)

[SenseCAP Sensors](#)

[FAQ](#)

[Distributors](#)

[Support](#)



COMPANY

[Home](#)

[Supports](#)

[Official eShop](#)

[Distributors](#)

GET STARTED

[Docs Center](#)

[SenseCAP Dashboard](#)

[SenseCAP Hotspot App](#)



Download on the



Get it on



Android APK



COMMUNITY

Discord

Email

Blogs

Twitter

LinkedIn

SUBSCRIBE

Your email address

Submit