

# Product data sheet

Specifications



## Discrete mixed I/O module, Modicon X80, 8 inputs, 24V DC, 8 relay outputs, 24 to 240V AC positive

BMXDDM16025

Product availability : Stock - Normally stocked in distribution facility

### Main

Range of Product	Modicon X80
Product or Component Type	Discrete I/O module
Discrete input number	8
Input type	Current sink (logic positive)
Discrete input voltage	24 V DC positive
Discrete input current	3.5 mA
Discrete output number	8
Discrete output type	Relay
Discrete output voltage	24 V 19...30 V DC 24...240 V 19...264 V AC
Discrete output current	2000 mA

### Complementary

Input compatibility	With 2-wire/3-wire proximity sensors IEC 60947-5-2 With 2-wire/3-wire proximity sensors IEC 61131-2 type 3
Sensor power supply	19...30 V
Current state 1 guaranteed	>= 2 mA
Current state 0 guaranteed	<= 1.5 mA
Input impedance	6800 Ohm
Insulation resistance	> 10 MOhm 500 V DC
Power dissipation in W	3.1 W
DC typical response time	4 ms
DC maximum response time	7 ms
Response time on output	<= 8 ms deactivation <= 10 ms activation
Paralleling of inputs	No
Typical current consumption	79 mA 3.3 V DC
MTBF reliability	835303 H
Protection type	1 external fuse per group of input channel 0.5 A fast blow reverse polarity protection on input 1 external fuse per output channel or group of output channel fast blow
Voltage detection threshold	< 14 V DC sensor fault

	> 18 V DC sensor OK
Minimum switching current	1 mA 5 V DC
Maximum switching voltage	125 V DC 264 V AC
Mechanical durability	20000000 cycles
Electrical durability	AC-14 100000 cycles 240 VA 240 V 0.7) AC-14 100000 cycles 300 VA 200 V 0.7) AC-15 100000 cycles 120 VA 240 V 0.35) AC-15 100000 cycles 200 VA 200 V 0.35) DC-13 100000 cycles 24 W 24 V AC-14 300000 cycles 72 VA 240 V 0.7) AC-14 300000 cycles 80 VA 200 V 0.7) AC-15 300000 cycles 36 VA 240 V 0.35) AC-15 300000 cycles 60 VA 200 V 0.35) DC-13 300000 cycles 7.2 W 24 V
Switching frequency	1 Hz
Status LED	1 LED (Green) module operating (RUN) 1 LED per channel (Green) channel diagnostic 1 LED (Red) module error (ERR) 1 LED (Red) module I/O
Net Weight	0.30 lb(US) (0.135 kg)

### Environment

IP Degree of Protection	IP20
Directives	2014/35/EU - low voltage directive 2014/30/EU - electromagnetic compatibility
Dielectric strength	1500 V AC 50/60 Hz 1 minute, primary/secondary 2830 V AC 50/60 Hz 1 minute, output relay 500 V DC 1 minute, between group of I/O
Vibration resistance	3 gn
Shock resistance	30 gn
Ambient Air Temperature for Storage	-40...185 °F (-40...85 °C)
Ambient Air Temperature for Operation	32...140 °F (0...60 °C)
Relative humidity	5...95 % 131 °F (55 °C) without condensation
Operating altitude	0...6561.68 ft (0...2000 m) 2000...5000 m with derating factor

### Ordering and shipping details

Category	18160-MODICON M340
Discount Schedule	PC34
GTIN	3595863910612
Returnability	Yes
Country of origin	FR

### Packing Units

Unit Type of Package 1	PCE
Number of Units in Package 1	1
Package 1 Height	2.36 in (6.0 cm)
Package 1 Width	4.33 in (11.0 cm)
Package 1 Length	4.72 in (12.0 cm)
Package 1 Weight	5.68 oz (161.0 g)
Unit Type of Package 2	S02

Number of Units in Package 2	15
Package 2 Height	5.91 in (15.0 cm)
Package 2 Width	11.81 in (30.0 cm)
Package 2 Length	15.75 in (40.0 cm)
Package 2 Weight	5.49 lb(US) (2.49 kg)

### Offer Sustainability

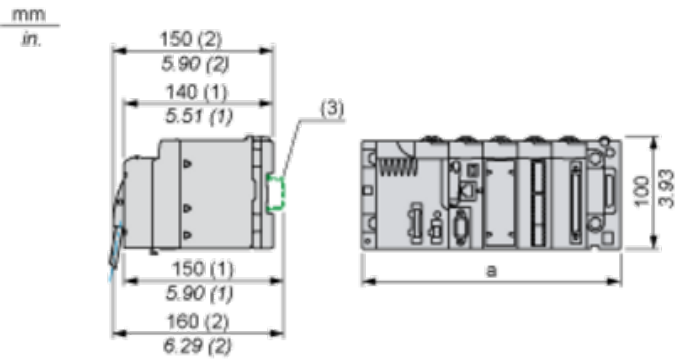
Sustainable offer status	Green Premium product
California proposition 65	WARNING: This product can expose you to chemicals including: Lead and lead compounds, which is known to the State of California to cause cancer and birth defects or other reproductive harm. For more information go to <a href="http://www.P65Warnings.ca.gov">www.P65Warnings.ca.gov</a>
REACH Regulation	<a href="#">REACH Declaration</a>
REACH free of SVHC	Yes
EU RoHS Directive	Pro-active compliance (Product out of EU RoHS legal scope) <a href="#">EU RoHS Declaration</a>
Mercury free	Yes
China RoHS Regulation	<a href="#">China RoHS declaration</a>
RoHS exemption information	<a href="#">Yes</a>
Environmental Disclosure	<a href="#">Product Environmental Profile</a>
Circularity Profile	<a href="#">End of Life Information</a>
WEEE	The product must be disposed on European Union markets following specific waste collection and never end up in rubbish bins.

### Contractual warranty

Warranty	18 months
----------	-----------

Modules Mounted on Racks

Dimensions

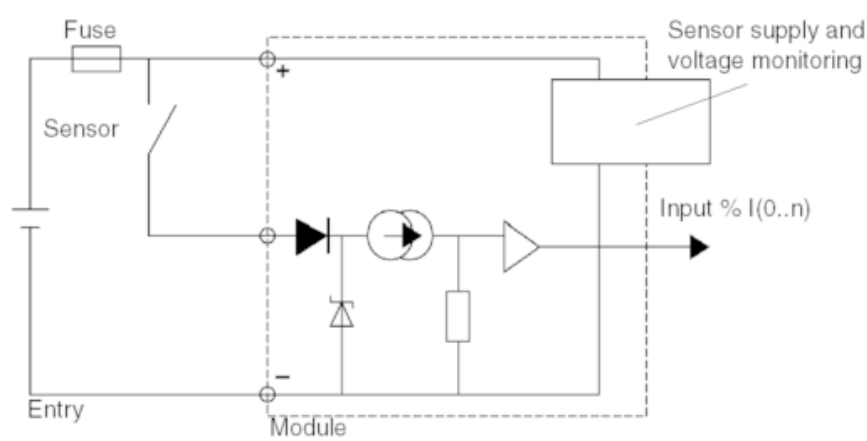


- (1) With removable terminal block (cage, screw or spring).
- (2) With FCN connector.
- (3) On AM1 ED rail: 35 mm wide, 15 mm deep. Only possible with BMXXBP0400/0400H/0600/0600H/0800/0800H rack.

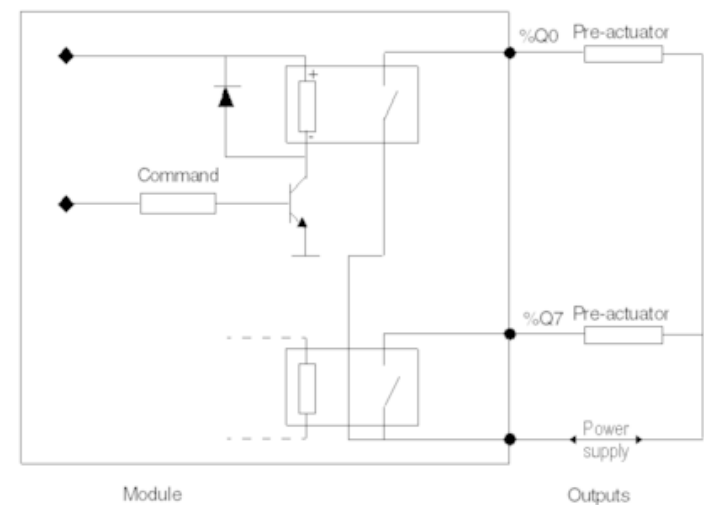
Rack references	a in mm	a in in.
BMXXBP0400 and BMXXBP0400H	242.4	09.54
BMXXBP0600 and BMXXBP0600H	307.6	12.11
BMXXBP0800 and BMXXBP0800H	372.8	14.68
BMXXBP1200 and BMXXBP1200H	503.2	19.81

Connecting the Module

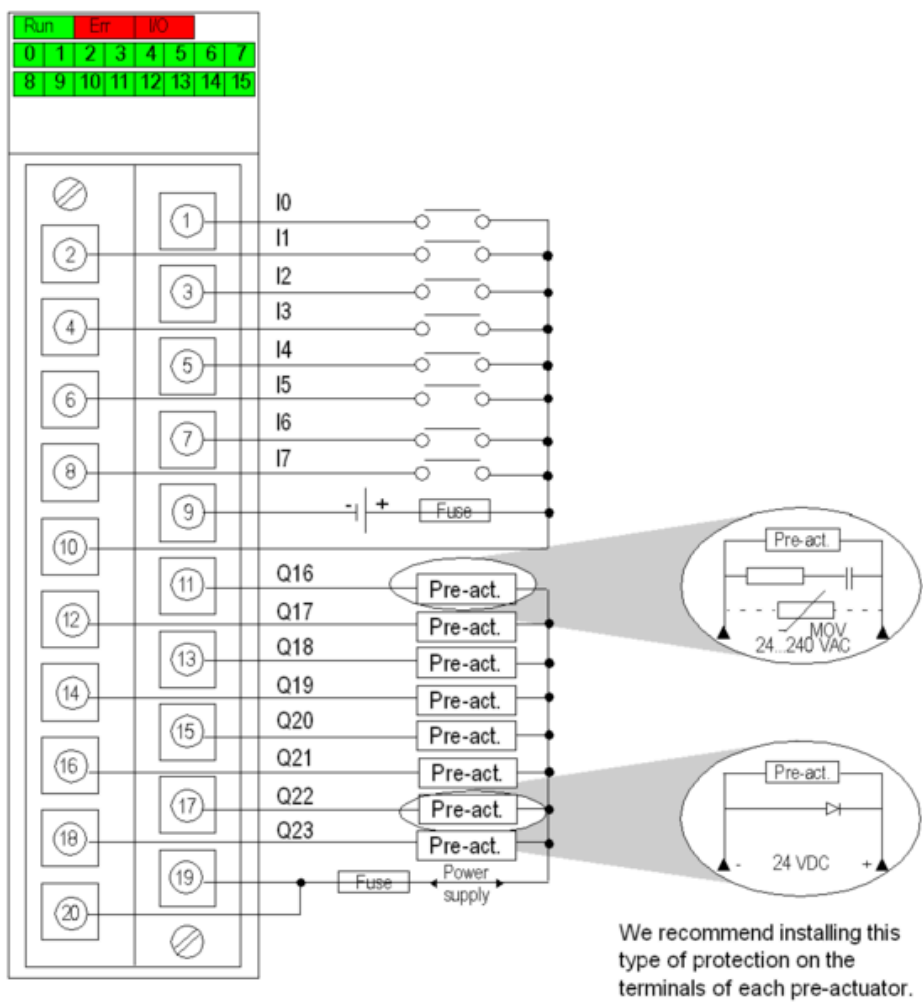
Input Circuit Diagram



Output Circuit Diagram



Module Connection



- input power supply 24 VDC
- output power supply 24 VDC or 24...240 VAC
- input fuse 1 fast blow fuse of 0.5 A
- output fuse 1 fast blow fuse of 12 A
- pre-act pre-actuator

Recommended replacement(s)