



Main

Range	TeSys
Product name	TeSys LRK
Product or component type	Differential thermal overload relay
Device short name	LR2K
Relay application	Motor protection
Product compatibility	LC7K LP4K LC1K LP1K
Network type	AC DC
Thermal overload class	Class 10A IEC 60947-4-1
Thermal protection adjustment range	10...14 A
[Ui] rated insulation voltage	Power circuit 690 V BS 4941 Power circuit 690 V IEC 60947 Power circuit 750 V VDE 0110 group C Power circuit 600 V CSA C22.2 No 14

Complementary

Network frequency	<= 400 Hz
Mounting support	Under contactor Plate, with specific accessories Rail, with specific accessories
Auxiliary contact composition	1 NO + 1 NC
[Ith] conventional free air thermal current	6 A signalling circuit
[Ue] rated operational voltage	<= 690 V power circuit 690 V AC AC-15 signalling circuit 250 V DC DC-13 signalling circuit
Associated fuse rating	6 A gG signalling circuit VDE 0660 6 A gG signalling circuit IEC 60947
[Uimp] rated impulse withstand voltage	6 kV
Power dissipation per pole	2 W
Phase failure sensitivity	Yes IEC 60947-4-1
Local signalling	Trip indicator yellow)
Control type	Red push-button trip test function Blue push-button stop and manual reset Selector switch manual or automatic reset
Connections - terminals	Screw clamp terminals 1 0.00...0.01 in ² (1.5...4 mm ²)solid Screw clamp terminals 2 0.00...0.01 in ² (1.5...4 mm ²)solid Screw clamp terminals 1 0.00...0.01 in ² (0.75...4 mm ²)flexible without cable end Screw clamp terminals 2 0.00...0.01 in ² (0.75...4 mm ²)flexible without cable end Screw clamp terminals 1 0.00...0.00 in ² (0.34...2.5 mm ²)flexible with cable end Screw clamp terminals 2 0.00...0.00 in ² (0.34...1.5 mm ²)flexible with cable end
Tightening torque	11.51 Lbf.in (1.3 N.m) screw clamp terminals Philips No 2 11.51 lbf.in (1.3 N.m) screw clamp terminals flat Ø 6 mm
Height	2.28 in (58 mm)
Width	1.77 in (45 mm)
Depth	2.56 in (65 mm)
Net weight	0.32 lb(US) (0.145 kg)




Environment

Standards	IEC 60947 BS 4941 VDE 0660 NF C 63-650
Product certifications	UL CSA
Protective treatment	TC IEC 60068 TC DIN 50016
IP degree of protection	IP2x IEC 60529
Ambient air temperature for operation	-4...131 °F (-20...55 °C) without derating IEC 60947 -22...140 °F (-30...60 °C) with derating IEC 60947
Ambient air temperature for storage	-40...158 °F (-40...70 °C)
Operating altitude	6561.68 ft (2000 m) without derating
Fire resistance	1562 °F (850 °C) IEC 60695-2-1
Flame retardance	V1 UL 94 Requirement 2 NF F 16-101 Requirement 2 NF F 16-102
Mechanical robustness	Shocks NO contact10 Gn for 11 ms IEC 60068-2-27 Shocks NC contact10 Gn for 11 ms IEC 60068-2-27 Vibrations NO contact2 Gn, 5...300 Hz IEC 60068-2-6 Vibrations NC contact2 Gn, 5...300 Hz IEC 60068-2-6

Ordering and shipping details

Category	22324 - CONTACTOR,K-LINE,OVERLOADS
Discount Schedule	I12
GTIN	00785901705888
Returnability	Yes
Country of origin	CZ

Offer Sustainability

EU RoHS Directive	Compliant  EU RoHS Declaration
Mercury free	Yes
RoHS exemption information	 Yes
China RoHS Regulation	 China RoHS Declaration
WEEE	The product must be disposed on European Union markets following specific waste collection and never end up in rubbish bins.

Contractual warranty

Warranty	18 months
----------	-----------