

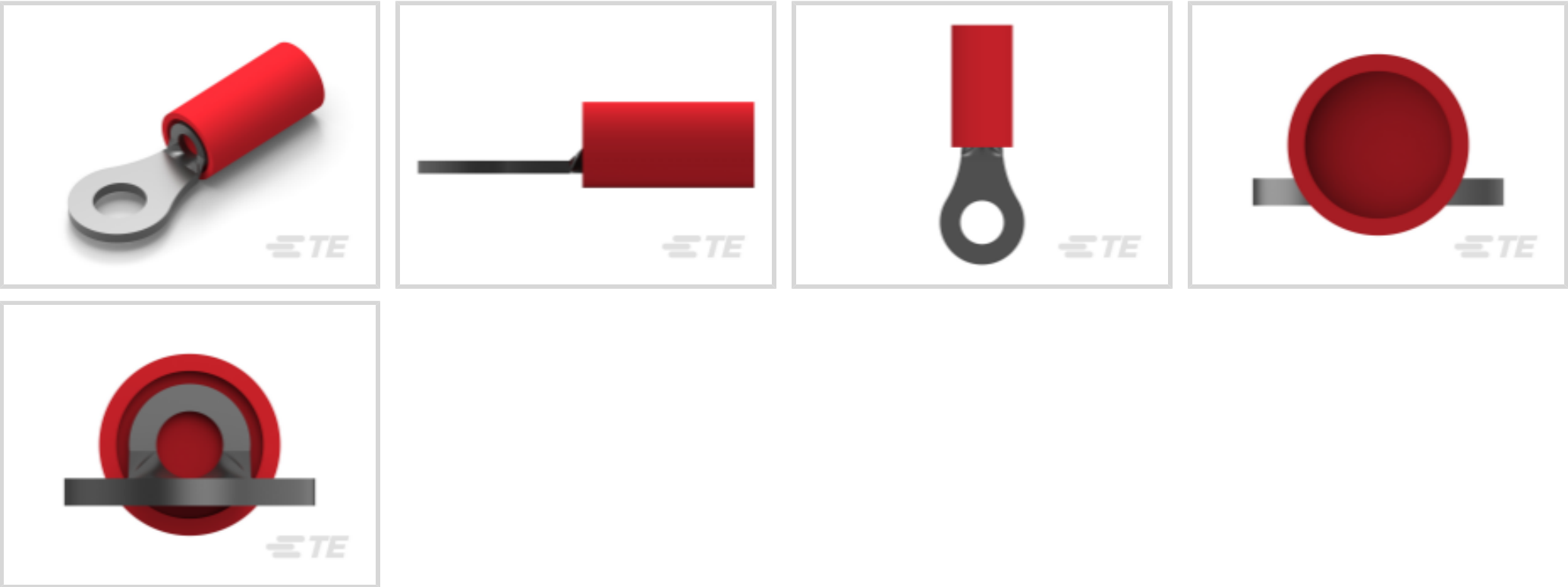


PIDG

TE Internal #: 36152  
Closed Ring Tongue Terminal, 22 – 16 AWG, M3.5 Stud Size, 3.68 mm [.145 in] Stud Diameter, Closed Barrel, Straight, Tin, Partially Insulated, PIDG

[View on TE.com >](#)

Terminals & Splices > Ring Terminals > PIDG Ring Tongue Terminals



Ring Terminal Product Type: Closed Ring Tongue Terminal

Wire Size: 509 – 3260 CMA

Stud Size: M3.5

[All PIDG Ring Tongue Terminals \(411\)](#)

Features

Product Type Features

Ring Terminal Product Type	Closed Ring Tongue Terminal
Stud Size	M3.5
Sealable	No
Wire Insulation Support Retention Type	Insulation Support

Configuration Features

Number of Holes	1
-----------------	---

Electrical Characteristics

Voltage Rating	300 V
----------------	-------

Body Features

Product Weight	.775 g
----------------	--------

Contact Features

Barrel Type	Closed
Terminal Orientation	Straight

Terminal Plating Material	Tin
---------------------------	-----

Mechanical Attachment

Wire Insulation Support	With
-------------------------	------

Dimensions

Wire Size	509 – 3260 CMA
Stud Diameter	3.68 mm[.145 in]
Tongue Thickness	.79 mm[.031 in]
Product Length	20.24 mm[.8 in]
Compatible Insulation Diameter (Max)	3.56 mm[.14 in]
Compatible Insulation Diameter Range	2.67 – 3.56 mm[.105 – .14 in]

Usage Conditions

Insulation Option	Partially Insulated
Operating Temperature Range	105 °C[221 °F]

Operation/Application

Compatible With Wire Base Material	Copper
Compatible With Wire Plating Material	Tin

Industry Standards

Government Qualified Terminal	No
-------------------------------	----

Packaging Features

Packaging Quantity	1000
Packaging Method	Loose Piece

Product Compliance

For compliance documentation, visit the product page on TE.com>

EU RoHS Directive 2011/65/EU	Compliant
EU ELV Directive 2000/53/EC	Compliant
China RoHS 2 Directive MIIT Order No 32, 2016	No Restricted Materials Above Threshold
EU REACH Regulation (EC) No. 1907/2006	Current ECHA Candidate List: JAN 2024 (240) Candidate List Declared Against: JAN 2024 (240) Does not contain REACH SVHC
Halogen Content	Low Halogen - Br, Cl, F, I < 900 ppm per homogenous material. Also BFR/CFR/PVC

Free













Solder Process Capability



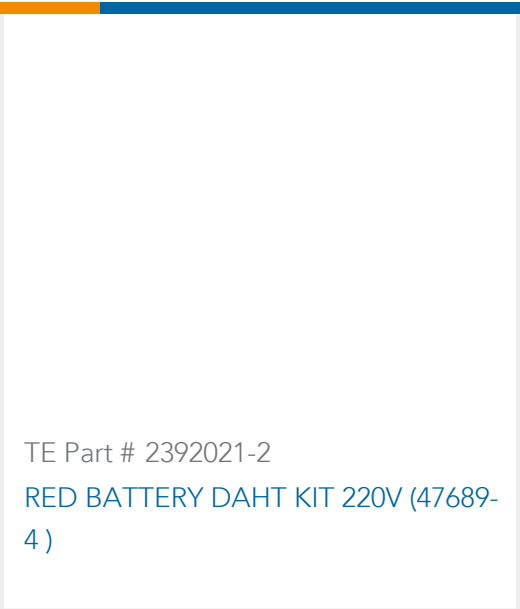
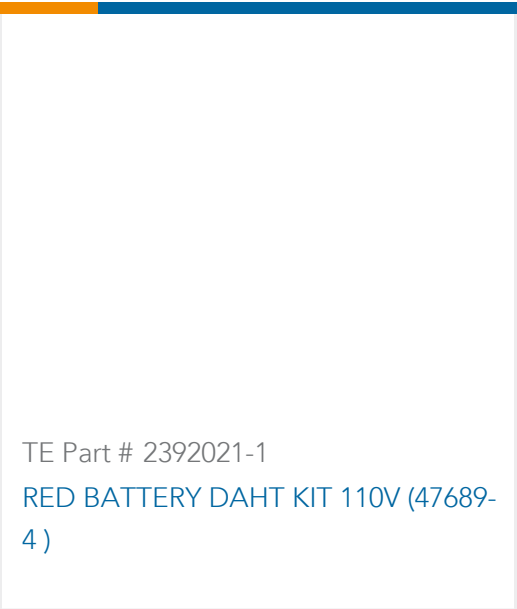



Not applicable for solder process capability

Product Compliance Disclaimer


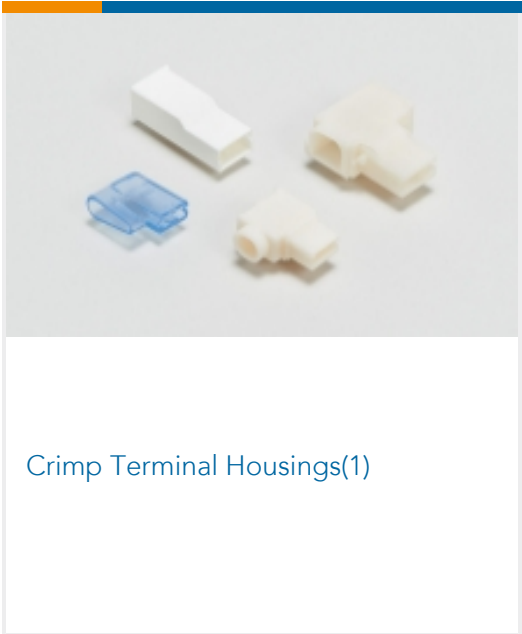




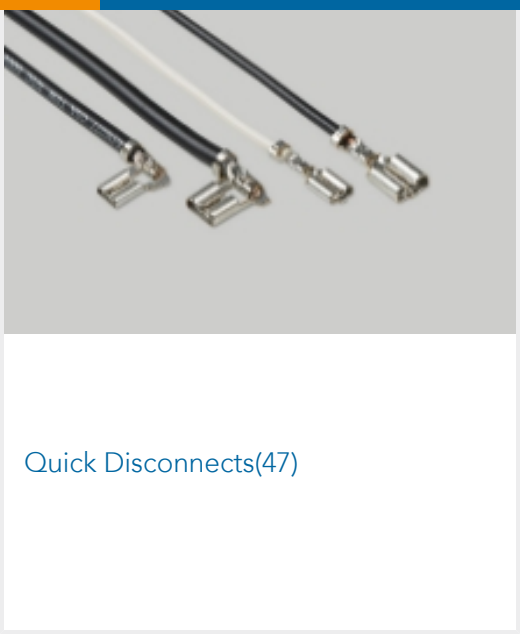

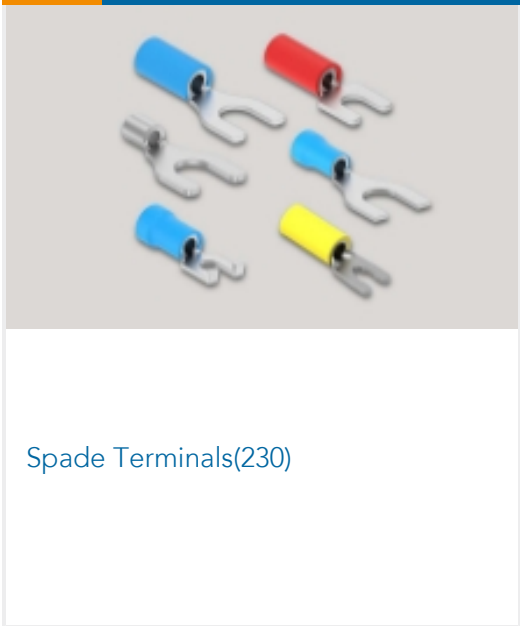
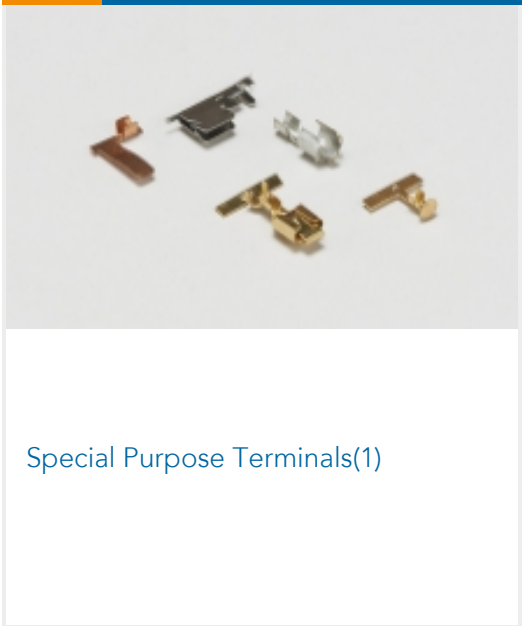

This information is provided based on reasonable inquiry of our suppliers and represents our current actual knowledge based on the information they provided. This information is subject to change. The part numbers that TE has identified as EU RoHS compliant have a maximum concentration of 0.1% by weight in homogenous materials for lead, hexavalent chromium, mercury, PBB, PBDE, DBP, BBP, DEHP, DIBP, and 0.01% for cadmium, or qualify for an exemption to these limits as defined in the Annexes of Directive 2011/65/EU (RoHS2). Finished electrical and electronic equipment products will be CE marked as required by Directive 2011/65/EU. Components may not be CE marked. Additionally, the part numbers that TE has identified as EU ELV compliant have a maximum concentration of 0.1% by weight in homogenous materials for lead, hexavalent chromium, and mercury, and 0.01% for cadmium, or qualify for an exemption to these limits as defined in the Annexes of Directive 2000/53/EC (ELV). Regarding the REACH Regulation, the information TE provides on SVHC in articles for this part number is based on the latest European Chemicals Agency (ECHA) ‘Guidance on requirements for substances in articles’ posted at this URL: <https://echa.europa.eu/guidance-documents/guidance-on-reach>

Compatible Parts

 <p>TE Part # 59824-1 TETRA-CRIMP PIDG PG FASTON 22-10 ASSY</p>	 <p>TE Part # 47386 DAHT PG PIDG 26-16 ASSY</p>	 <p>TE Part # 47386-4 DAHT PG PIDG 26-16 ASSY</p>	 <p>TE Part # 58433-3 PRO CR ASSY, RBY IS9252</p>
 <p>TE Part # 59250 T-HEAD PIDG 26-14 ASSY</p>	 <p>TE Part # 58423-1 DIE, RBY IS9252</p>	 <p>TE Part # 525690 DAHT PG PIDG 20-18 ASSY</p>	 <p>TE Part # 539691-2 ERGO DIE R.B.Y</p>
 <p>TE Part # 2063030-1 SDE DIESET, RBY, UL</p>	 <p>TE Part # 2844990-1 KIT,BTLI,C HEAD</p>	 <p>TE Part # 2844990-2 KIT,BTLI,C HEAD</p>	 <p>TE Part # 47806-2 DIES PIDG 22-16 DIE SET</p>


 <p>TE Part # 59300 T-HEAD PIDG PG 26-16 ASSY</p>	 <p>TE Part # 169400 CERTI-LOK FRAME W/O DIES</p>	 <p>TE Part # 2392021-2 RED BATTERY DAHT KIT 220V (47689-4)</p>	 <p>TE Part # 2392021-1 RED BATTERY DAHT KIT 110V (47689-4)</p>
 <p>TE Part # 169404 CERTI-LOK DIE</p>	 <p>TE Part # 1SET191001R0000 CRIMP-HT</p>	 <p>TE Part # 1SET191002R0000 TET CRIMP-HT</p>	

Also in the Series | PIDG


 <p>Compression Connectors(17)</p>	 <p>Crimp Terminal Housings(1)</p>	 <p>Crimp Wire Pins, Tabs &amp; Ferrules(41)</p>	 <p>Hand Crimping Tools(2)</p>
 <p>Knife Disconnects(11)</p>	 <p>PCB Terminals(5)</p>	 <p>Quick Disconnects(47)</p>	 <p>Ring Terminals(589)</p>
 <p>Spade Terminals(230)</p>	 <p>Special Purpose Terminals(1)</p>	 <p>Splices(43)</p>	

Customers Also Bought






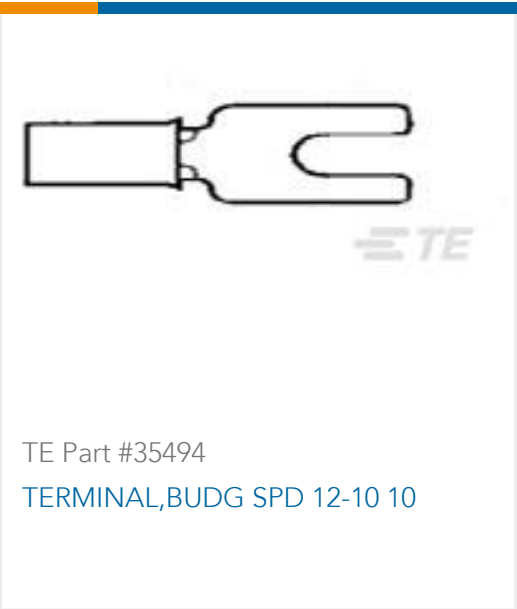
TE Part #3-1617033-7  
HFW1230K12P=M39016/6-241P




TE Part #2-327960-2  
TERMINAL,PIDG RECT 12-10 6



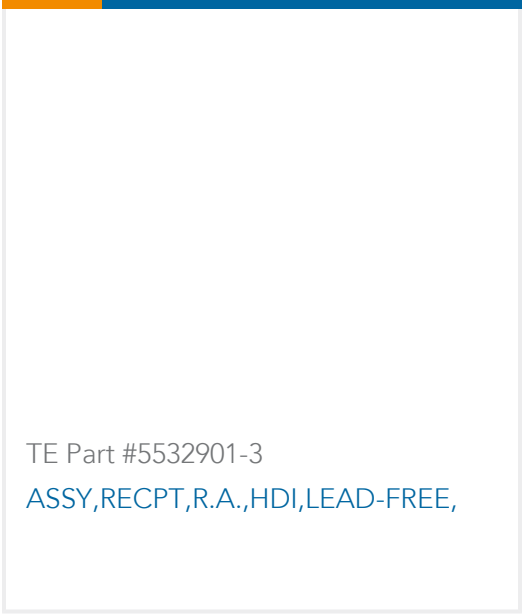
TE Part #2176051-3  
RLP73M 1J R062 1% 1K RL



TE Part #35494  
TERMINAL,BUDG SPD 12-10 10



TE Part #2405869-2  
CT 10P 300MM CABLE ASSEMBLY 3-179228-0



TE Part #5532901-3  
ASSY,RECPT,R.A.,HDI,LEAD-FREE,179228-0

Documents

Product Drawings

PIDG R 22-16 COMM 22-18 MIL 6

English

CAD Files

3D PDF

3D

Customer View Model

ENG\_CVM\_CVM\_36152\_Y.2d\_dxf.zip

English

Customer View Model

ENG\_CVM\_CVM\_36152\_Y.3d\_igs.zip

English

Customer View Model

ENG\_CVM\_CVM\_36152\_Y.3d\_stp.zip

English

By downloading the CAD file I accept and agree to the [Terms and Conditions](#) of use.

Datasheets & Catalog Pages

PIDG TERMINALS & SPLICES Quick Reference Guide

English

Agency Approvals

UL Report

English