

RoHS  
Compliant



## Specification

Rated Voltage	: 12V DC
Operating Voltage	: 4.5V DC to 13.8V DC
Starting Voltage	: 4.5V DC (Power On/Off At 25°C)
Rated Current (Avg.)	: 0.125 / Max. 0.144A
Rated Power (Avg.)	: 1.5 / Max. 1.73W
Safety Power Consumption	: 1.94W
Rated Speed	: 3000 rpm $\pm$ 10% In Free Air At Rated Voltage
Airflow At Zero Static Pressure	: Nominal 51.5 / Min. 41 CFM
Static Pressure At Zero Airflow	: Nominal 0.17 / Min. 0.14 Inch-H <sub>2</sub> O
Acoustical Noise (Avg.)	: Nominal 34 / Max. 40.7 dB(A)
Insulation Type	: UL Class A
Insulation Resistance	: 10m $\Omega$ Min. At 500V DC Between Frame And(+) Terminal
Dielectric Strength)	: 5mA Max. At AC 500V AC 50/60Hz One Minute Between Frame And (+) Terminal
Life Expectancy	: 70,000 Hours At 40°C With 15-65% Rh.
Direction Of Rotation	: Counter-Clockwise From Blade Side

## Mechanical

Bearing System	: Precise Ball Bearing System
Materials of Frame	: Thermoplastic PBT of UL 94V-0
Materials of Fan Blade	: Thermoplastic PBT of UL 94V-0
Weight	: 92 Grams

## Environmental

Operating Temperature Range	: -10°C to +70°C
Storage Temperature Range	: -40°C to +70°C
Operating Humidity Range	: 5 to 90% RH
Storage Humidity Range	: 5 to 95% RH

## Protection

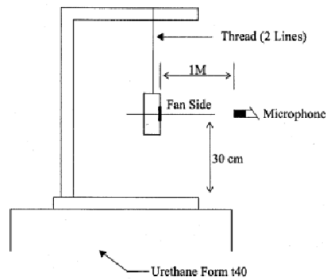
- Automatic Restart

Note: The Motor Will Shut Down When Rotor Was Locked, Then Auto Restart Within 10 Seconds.

- Polarity Protection

Note: Acoustical Noise

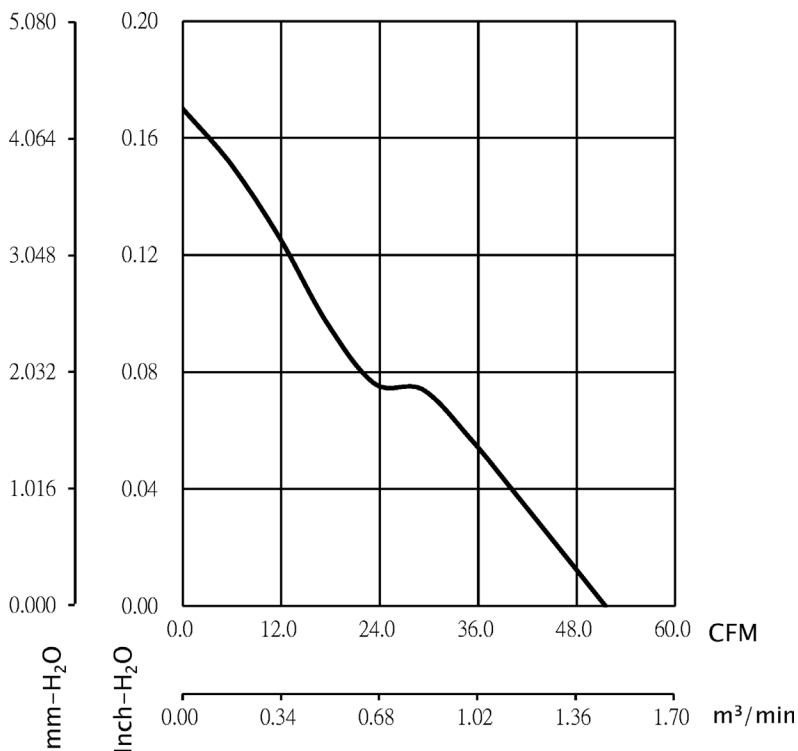
Measured In A Semi-Anechoic Chamber With Background Noise Level Below 15dB(A).



1 Meter From Microphone To Fan Intake

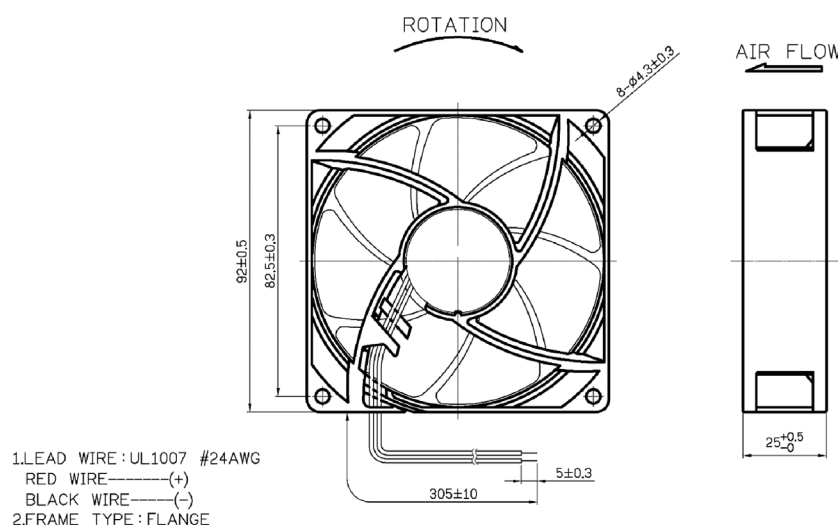
The Fan Is Running In Free Air Under Shaft Horizontal Condition With The Microphone At Distance Of One Meter From The Fan Intake.

## Air Flow & Static Pressure Curve



## Dimensions

Screw Type (Pan Head)	Torque	Screw Spec.	
		Size	Standard
Machine Screw	3~4 kgf-cm	M4	JISB1111-1974
Self-Tapping Screw	5~6 kgf-cm	Φ5.0	JISB1122 Type 2



## Part Number Table

Dimensions : Millimetres

Description	Part Number
DC Axial Fan, High Speed, 12V DC, 92mm × 92mm × 25mm	MPEF92251B1-10000-A99

**Important Notice :** This data sheet and its contents (the "Information") belong to the members of the AVNET group of companies (the "Group") or are licensed to it. No licence is granted for the use of it other than for information purposes in connection with the products to which it relates. No licence of any intellectual property rights is granted. The Information is subject to change without notice and replaces all data sheets previously supplied. The Information supplied is believed to be accurate but the Group assumes no responsibility for its accuracy or completeness, any error in or omission from it or for any use made of it. Users of this data sheet should check for themselves the Information and the suitability of the products for their purpose and not make any assumptions based on information included or omitted. Liability for loss or damage resulting from any reliance on the Information or use of it (including liability resulting from negligence or where the Group was aware of the possibility of such loss or damage arising) is excluded. This will not operate to limit or restrict the Group's liability for death or personal injury resulting from its negligence. Multicomp Pro is the registered trademark of Premier Farnell Limited 2019.