

ENTRELEC TERMINAL BLOCKS

COMPACT POWER BLOCKS - CBS50-2P

Screw Clamp Technology

50 mm² (1/0 AWG) , Single pole 1000 VAC/DC (IEC/UL), 150 A

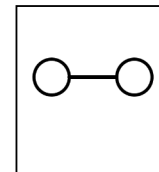
INTRODUCTION

The compact terminal blocks cover a wide variety of applications from mechanical engineering, industrial equipment, automation to wind turbines, solar energy or switchgears. They offer cost, weight and space savings from enhanced aluminum body and compact design.

The range offers connection capacity from 50 mm² to 300 mm² and TS35 rail or panel mount.

FEATURES

- Screw-clamp technology
- 50 mm² (1/0 AWG)
- 1000V AC/DC - IEC/UL rated
- Current rating 150 A (IEC/UL)
- Single pole
- 6 colors (grey, blue, green, black, brown, red)
- Aluminum tin plated body
- Panel and Din-rail mounting



Approvals

IEC 60947-7-1
IEC 61238-1 (Class A)
UL-1059
UL 486E
CSA C22.2 No.158-10




















Conformity

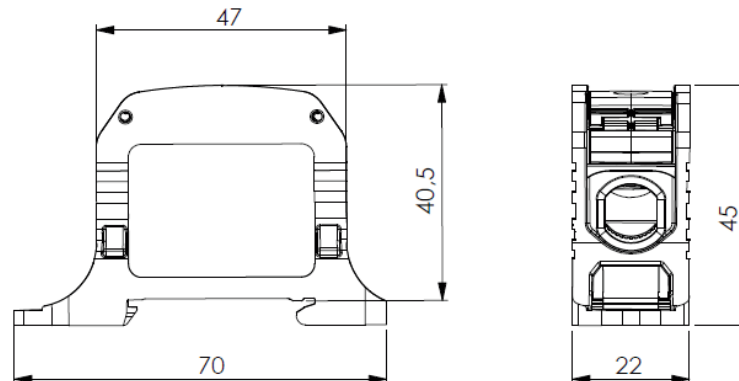


COMPACT POWER BLOCKS - CBS50-2P








MAIN TECHNICAL DATA

Remarks:	The product is compliant with the EC ROHS directives																																																	
Standards:	IEC 60947-7-1, IEC 61238-1	UL 1059, CSA-C22.2 No. 158																																																
																																																		
Nominal Voltage:	1.000 V AC / 1.000 V DC	1.000 V AC																																																
Nominal current:	Cu 150 A, Al 150 A	Cu 150 A, Al 120 A																																																
Rated cross-section:	50 mm ²	AWG 1/0																																																
Impulse withstand voltage:	8 kV																																																	
Pollution degree:	3																																																	
Surge voltage category:	III																																																	
CTI value:	550	550																																																
Terminal cross section:	<table><tr><td rowspan="3"></td><td colspan="3">no. of connections: 2 x 50 mm² (all conductor types)</td></tr><tr><td colspan="2">IEC 60947-7-1</td><td>IEC 61238-1</td></tr><tr><td>Cu</td><td>Al</td><td></td></tr><tr><td></td><td></td><td></td><td></td></tr><tr><td>50 mm²</td><td rowspan="2">10 Nm</td><td>-</td><td>14 Nm</td></tr><tr><td>35 mm²</td><td>10 Nm</td><td></td></tr><tr><td>25 mm²</td><td rowspan="2">8 Nm</td><td>8 Nm</td><td>12 Nm</td></tr><tr><td>16 mm²</td><td>10 Nm</td><td></td></tr><tr><td>10 mm²</td><td rowspan="2">6 Nm</td><td>6 Nm</td><td></td></tr><tr><td>6 mm²</td><td></td><td></td></tr><tr><td>4 mm²</td><td>-</td><td></td><td></td></tr><tr><td>stripping length</td><td colspan="3">16 mm</td></tr><tr><td>allen screw</td><td colspan="3">M10 (SW 5 mm)</td></tr></table>				no. of connections: 2 x 50 mm ² (all conductor types)			IEC 60947-7-1		IEC 61238-1	Cu	Al						50 mm ²	10 Nm	-	14 Nm	35 mm ²	10 Nm		25 mm ²	8 Nm	8 Nm	12 Nm	16 mm ²	10 Nm		10 mm ²	6 Nm	6 Nm		6 mm ²			4 mm ²	-			stripping length	16 mm			allen screw	M10 (SW 5 mm)		
	no. of connections: 2 x 50 mm ² (all conductor types)																																																	
	IEC 60947-7-1		IEC 61238-1																																															
	Cu	Al																																																
																																																		
50 mm ²	10 Nm	-	14 Nm																																															
35 mm ²		10 Nm																																																
25 mm ²	8 Nm	8 Nm	12 Nm																																															
16 mm ²		10 Nm																																																
10 mm ²	6 Nm	6 Nm																																																
6 mm ²																																																		
4 mm ²	-																																																	
stripping length	16 mm																																																	
allen screw	M10 (SW 5 mm)																																																	
	<table><tr><td rowspan="3"></td><td colspan="3">no. of connections: 2 x AWG1/0 (all conductor types)</td></tr><tr><td colspan="2">UL 1059, CSA-C22.2 No. 158</td><td></td></tr><tr><td>Cu</td><td>Al</td><td></td></tr><tr><td></td><td></td><td></td><td></td></tr><tr><td>AWG 1/0</td><td rowspan="2">10 Nm</td><td>-</td><td>14 Nm</td></tr><tr><td>AWG 2</td><td>10 Nm</td><td></td></tr><tr><td>AWG 4</td><td rowspan="2">8 Nm</td><td>8 Nm</td><td>12 Nm</td></tr><tr><td>AWG 6</td><td>10 Nm</td><td></td></tr><tr><td>AWG 8</td><td rowspan="2">6 Nm</td><td>6 Nm</td><td></td></tr><tr><td>AWG 10</td><td></td><td></td></tr><tr><td>AWG 12</td><td>-</td><td></td><td></td></tr><tr><td>stripping length</td><td colspan="3">16 mm</td></tr><tr><td>allen screw</td><td colspan="3">M10 (SW 5 mm)</td></tr></table>				no. of connections: 2 x AWG1/0 (all conductor types)			UL 1059, CSA-C22.2 No. 158			Cu	Al						AWG 1/0	10 Nm	-	14 Nm	AWG 2	10 Nm		AWG 4	8 Nm	8 Nm	12 Nm	AWG 6	10 Nm		AWG 8	6 Nm	6 Nm		AWG 10			AWG 12	-			stripping length	16 mm			allen screw	M10 (SW 5 mm)		
	no. of connections: 2 x AWG1/0 (all conductor types)																																																	
	UL 1059, CSA-C22.2 No. 158																																																	
	Cu	Al																																																
																																																		
AWG 1/0	10 Nm	-	14 Nm																																															
AWG 2		10 Nm																																																
AWG 4	8 Nm	8 Nm	12 Nm																																															
AWG 6		10 Nm																																																
AWG 8	6 Nm	6 Nm																																																
AWG 10																																																		
AWG 12	-																																																	
stripping length	16 mm																																																	
allen screw	M10 (SW 5 mm)																																																	
	 solid	 compact stranded	 fine stranded with ferrule																																															
Materials:	Terminal body: Aluminium tin plated Housing: PA 6 (Halogen-free) Screws: Steel zinc plated																																																	
Flame resistance:	Self-extinguishing																																																	
Mechanical data:	Dimensions: width x height x depth (mm): 22 x 45 x 70																																																	
Protection degree:	IP20																																																	

Dimensions (mm)



ORDERING DETAILS

Description	Color	Type	Part Number	Pkg qty Std/box	Weight 1 Piece (g)	EAN/UPC codes
50 mm ² Single pole	Grey -RAL7035	 CBS50-2P	1SNF516011R0000	9/72	46	3472599057685
	Grey/Blue -RAL7035/5012	 CBS50-2P-BL	1SNF516021R0000			3472599057692
	Grey/Green -RAL7035/6018	 CBS50-2P-GR	1SNF516031R0000			3472599057708
	Grey/Brown -RAL7035/8003	 CBS50-2P-BR	1SNF516041R0000			3472598016478
	Grey/Black -RAL7035/9005	 CBS50-2P-BK	1SNF516051R0000			3472598016485
	Grey/Red -RAL7035/3020	 CBS50-2P-RD	1SNF516061R0000			3472598016492
CBS50-IP20 Cover	Grey -RAL7035	 CBS50- Cover	1SNF916710R0000	54/972	2.5	3472599057937
Self-adhesive white label 12x5 mm 120 per card	White	VYT0512	1SNA235837R0000	20 cards/ pack	10 (per card)	3472599021761

Connect With Us

Get Answers to Your Questions Now.

We make it easy to connect with our experts and are ready to provide the support you need, including:

- Product information
- Product comparisons for your project
- Discussions with TE engineers and product experts
- Project consultations
- TE design resources and tools

te.com

©2024 TE Connectivity. All Rights Reserved.

While TE has made every reasonable effort to ensure the accuracy of the information in this document, TE does not guarantee that it is error-free, nor does TE make any other representation, warranty or guarantee that the information is accurate, correct, reliable or current. TE reserves the right to make any changes to the information contained herein without prior notice. TE Connectivity assumes only those obligations set forth in the terms and conditions for this product and shall in no event be liable for any incidental, indirect, or consequential damages arising out of the sale, resale, use, or misapplication of the product. TE expressly disclaims any implied warranties with respect to the information contained herein, including, but not limited to, implied warranties of merchantability or fitness for a particular purpose. Dimensions, specifications and/or information contained herein are for reference purposes only and are subject to change without notice. Consult TE for the latest dimensions, specifications and/or information. Users of TE Connectivity products must make their own assessment as to whether the respective product is suitable for the respective desired application.

INDUSTRIAL / ENTRELEC COMPACT POWER BLOCKS CBS95-2P/DATASHEET/ EN

TE Connectivity

EUROPARC - Bat. 9
9, rue Irène Joliot-Curie
69800 Saint-Priest
France

07/24