

## 30mm Metal Push Buttons

The Altech 30mm Push Button line include a complete selection of push buttons, pilot lights and selector switches and accessories. All properly assembled devices are UL and CE Recognized and they certified for NEMA type 4X applications. An internal seal provides watertight integrity and all components are corrosion resistant materials.

Our contact blocks are color coded for an easy assembly and identification (Red=S11, Yellow=S12). Illuminated or Non-Illuminated push buttons in various colors are available for quick delivery.

Selector Switches are available in a 2 or 3 position styles with and option for momentary or maintained function. The pilot lights are full voltage and LED and filament bulbs are interchangeable.

Cast aluminum control stations are available to your specifications.


These Ø 30 control devices can be mounted in any position in panels of 1 to 6 mm (.039 - .236 in.) thickness.

## 30mm Non-Illuminated Metal Operators



Certified for  
**NEMA Type 4X**  
12 environment.

### Flush Non-Illuminated Momentary



| Color                                     | Function  | Cat No. |
|---|-----------|---------|
| <input type="checkbox"/> White            | Momentary | AF1     |
| <input checked="" type="checkbox"/> Black | Momentary | AF2     |
| <input type="checkbox"/> Green            | Momentary | AF3     |
| <input type="checkbox"/> Red              | Momentary | AF4     |
| <input type="checkbox"/> Blue             | Momentary | AF6     |
| <input type="checkbox"/> Yellow           | Momentary | AF8     |

### Booted Momentary



| Color                                     | Function  | Cat No. |
|---|-----------|---------|
| <input type="checkbox"/> White            | Momentary | AB1     |
| <input checked="" type="checkbox"/> Black | Momentary | AB2     |
| <input type="checkbox"/> Green            | Momentary | AB3     |
| <input type="checkbox"/> Red              | Momentary | AB4     |
| <input type="checkbox"/> Blue             | Momentary | AB6     |
| <input type="checkbox"/> Yellow           | Momentary | AB8     |

### Projecting Momentary



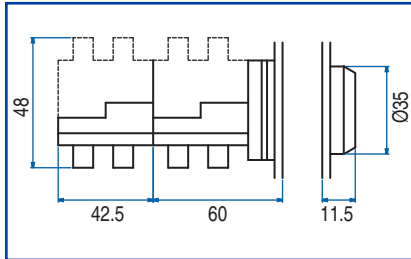
| Color                                     | Function  | Cat No. |
|---|-----------|---------|
| <input type="checkbox"/> White            | Momentary | AP1     |
| <input checked="" type="checkbox"/> Black | Momentary | AP2     |
| <input type="checkbox"/> Green            | Momentary | AP3     |
| <input type="checkbox"/> Red              | Momentary | AP4     |
| <input type="checkbox"/> Blue             | Momentary | AP6     |
| <input type="checkbox"/> Yellow           | Momentary | AP8     |

## 30mm Non-Illuminated Metal Operators

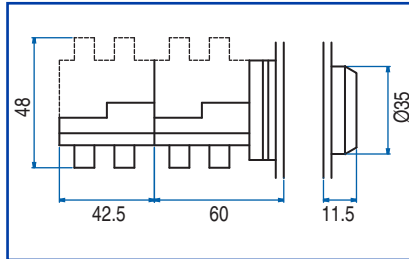
### Dimensional Drawings

All dimensions shown in millimeters.  
To convert to inches multiply by 0.03937

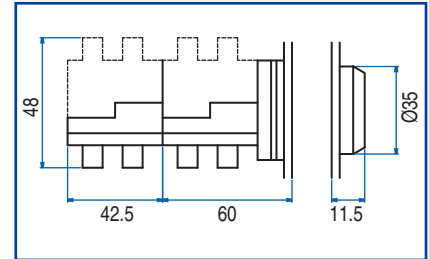
Flush Momentary



Booted Momentary



Projecting Momentary



### Contact Elements

#### Description

1 Normally Open + 1 Normally Closed  
Silver Contacts


#### Cat. No.

S11

2 Normally Open + 2 Normally Closed  
Silver Contacts

S11 + S12

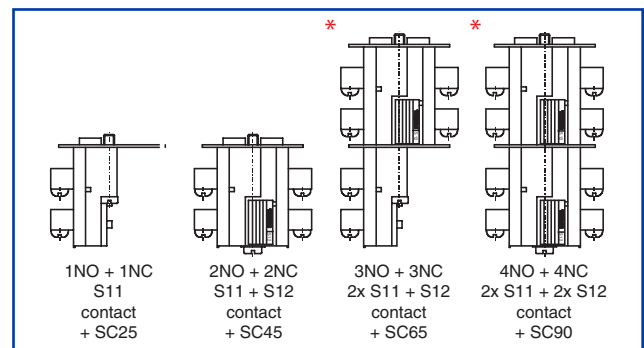
For additional contacts, see diagram at right.




#### Contact Installation Screws

| Type | Dimensions | Used with       |
|------|------------|-----------------|
| SC25 | M4 x 25 mm | S11             |
| SC45 | M4 x 45 mm | S11 + S12       |
| SC65 | M4 x 65 mm | 2x S11 + S12    |
| SC90 | M4 x 90 mm | 2x S11 + 2x S12 |

\* When using more than two contact blocks, additional screws must be purchased separately (SC65 and SC90).



### Exploded Assembly View



Up to 4 contact blocks may be installed on any non-illuminated actuator. This will give the user up to 4 NO and 4 NC contacts.