

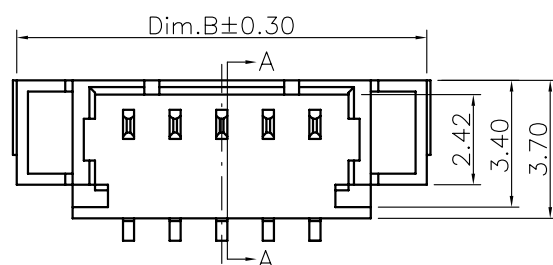
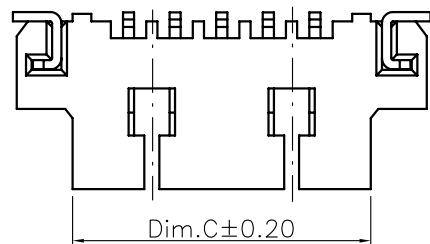
1

2

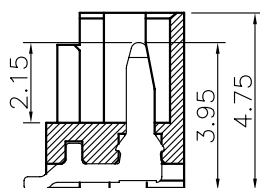
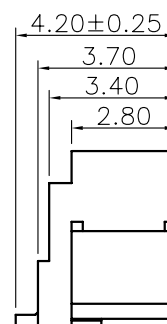
3

4

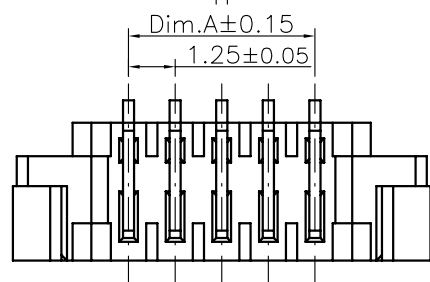
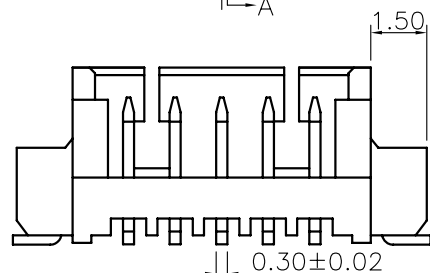
5



PINS	A	B	C
2P	1.25	7.25	4.25
3P	2.50	8.50	5.50
4P	3.75	9.75	6.75
5P	5.00	11.00	8.00
6P	6.25	12.25	9.25
7P	7.50	13.50	10.50
8P	8.75	14.75	11.75
9P	10.00	16.00	13.00
10P	11.25	17.25	14.25
11P	12.50	18.50	15.50
12P	13.75	19.75	16.75
13P	15.00	21.00	18.00
14P	16.25	22.25	19.25
15P	17.50	23.50	20.50



SECTION A-A



Specifications:

Current Rating: 1.0A AC/DC

Voltage Rating: 125V AC/DC

Contact Resistance: 20m ohm. Max.

Insulation Resistance: 100M ohm. Min.

Withstanding Resistance: 250V AC For One Minute

Operating Temperature Range: -40°C to +85°C

Material and Finish

Insulator: High Temp. Plastic (UL94V-0)

Contact: Copper Alloy

Plated: Tin Plated

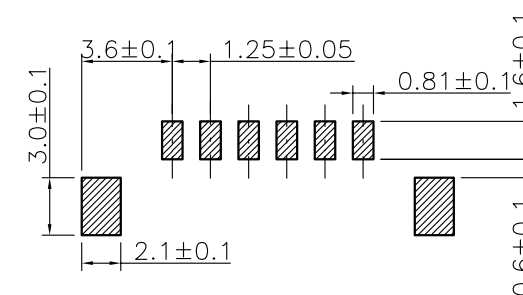
How to order

1251S-XX-SM1

SMD Type

No. Of Position

Straight Type



P.C.B LAYOUT SURFACE MOUNTING

RoHS Compliant

REV	DATE	FILE	BY
E			
D			
C	10-May-2005	ECN-CN060510	Jin Taihua
B	02-Dec-2005	Add RoHs	Cel King
A	18-DEC-2003	(PC0001)	Andy

DRAWN:
Cel KingCHECKED:
JEREMY LIUAPPROVAL:
MIKE WU

GENERAL TOLERANCE:

.X = ±0.2

.XX = ±0.15

UNIT: MM

SCALE: 20:1

SHEET: 1 / 1

PROJECTION:



繼德工業股份有限公司
Neltron Industrial Co., Ltd.

DESCRIPTION:

1.25mm Wafer Straight SMD Type

PART NO:

1251S-XX-SM1

SIZE

A4