



Doncaster Cables

Coils & Hanks



EXPERT KNOWLEDGE AND TECHNICAL ASSISTANCE

**At Doncaster Cables our experienced
staff have the skills and knowledge
needed to maintain the stringent levels of
quality we have set ourselves.**

We continue to invest in modern cable making equipment with the aim of improving our production systems, product quality and customer service.
Our specialist technical staff offer expert knowledge and assistance,
which helps to answer customer questions on a daily basis.
We work with electrical wholesalers so they can deliver
only the safest, industry approved cabling.



CONTENTS

318-Y (H05VV-F).....	4-5
309-Y (H05V2V2F).....	6-7
318-TQ (H05BN4-F &H07BN4-F).....	8-9
6241Y / H6242Y / H6243Y.....	10-11
2192Y(H03VVH2-F) / 218-Y(H03VV-F).....	12-13
H05RR-F (318TRS).....	14-15
6181Y.....	16-17
6491X (H07V-U / H07V-R).....	18-19
MTP.....	20-23
318-A (ARCTIC GRADE).....	24-25
SY CONTROL FLEXIBLE.....	26-27



318-Y (H05VV-F)

Ordinary Duty PVC Insulated and Sheathed Flexible Cords

Manufactured to BS EN 50525-2-11 Clause 4.2, Table B.2.
Annealed Flexible Copper Conductor / PVC Insulated / PVC
Sheathed. 300/500V

- Conductor:** Plain Annealed Copper Class 5 Flexible to BS EN 60228
- Insulation:** PVC Type TI2 to BS EN 50363-3
- Sheathing:** PVC Type TM2 to BS EN 50363-4-1


Current Ratings: For current ratings refer to table 4F3 of BS7671 IET Wiring Regulations.

Ordinary duty flexible cords are used where the risk of mechanical damage and mechanical stresses is normal, i.e. when cables are subject to low mechanical stresses in the areas of application, and the risk of mechanical damage is low, as is the case to be expected in the normal use of small to medium size equipment in domestic and commercial as well as in light industrial premises.


Examples of appliances that use ordinary duty flexible cords include vacuum cleaners, toasters, washing machines, refrigerators, dryers and televisions.

The British Cable Company You Can Trust






**MINIMUM
OPERATING
TEMPERATURE**
-15°C



**MAXIMUM
OPERATING
TEMPERATURE**
70°C



**MINIMUM
BENDING
RADIUS**
6xØ

STANDARD CORE COLOURS

2 CORE  3 CORE  5 CORE 

Dimensional Details:

Product Code	Harmonisation Code	Nominal Cross Sectional Area of Conductor (mm²)	Nominal Stranding of Conductor (mm)	Nominal Radial Thickness of Insulation (mm)	Nominal Radial Thickness of Sheath (mm)	Overall Diameter Lower Limit (mm)	Overall Diameter Upper Limit (mm)	Approximate Weight (kg/km)	Coil Length (m)
3182Y0.75	H05VV-F	0.75	24/0.2	0.6	0.8	5.7	7.2	56	5, 10
3182Y1.0	H05VV-F	1.0	32/0.2	0.6	0.8	5.9	7.5	73	5, 10
3183Y0.75	H05VV-F	0.75	24/0.2	0.6	0.8	6.0	7.6	69	5, 10
3183Y1.0	H05VV-F	1.0	32/0.2	0.6	0.8	6.3	8.0	77	5, 10
3183Y1.5	H05VV-F	1.5	30/0.25	0.7	0.9	7.4	9.4	100	5, 10
3183Y2.5	H05VV-F	2.5	50/0.25	0.8	1.1	9.2	11.4	150	5, 10
H3185Y0.75	H05VV-F	0.75	24/0.2	0.6	0.9	7.4	9.3	94	5, 10

Weight and dimensional information is provided as an approximate guide only.





Doncaster Cables

Coils & Hanks

309-Y (H05V2V2-F)

Heat Resisting PVC Insulated and Sheathed Flexible Cords

Manufactured to BS EN 50525-2-11 Clause 5.2, Table B.2.
Annealed Flexible Copper Conductor / Heat Resisting PVC Insulated /
Heat Resisting PVC Sheathed. 300/500V

- Conductor:** Plain Annealed Copper Class 5 Flexible to BS EN 60228
- Insulation:** PVC Type TI3 to BS EN 50363-3
- Sheathing:** PVC Type TM3 to BS EN 50363-4-1

Current Ratings: For current ratings refer to table 4F3 of BS7671 IET Wiring Regulations.

Heat resisting ordinary duty flexible cords are used where the risk of mechanical damage and mechanical stresses is normal, i.e. when cables are subject to low mechanical stresses in the areas of application, and the risk of mechanical damage is low, as is the case to be expected in the normal use of small to medium size equipment in domestic and commercial as well as in light industrial premises.

Examples of appliances that use heat resisting ordinary duty flexible cords are portable tools, immersion heaters, washing machines, cookers and refrigerators; especially in higher temperature zones.


The British Cable Company You Can Trust



MINIMUM
OPERATING
TEMPERATURE
-15°C



MAXIMUM
OPERATING
TEMPERATURE
90°C



MINIMUM
BENDING
RADIUS
6xØ

STANDARD CORE COLOURS

3 CORE 4 CORE 5 CORE

Dimensional Details:

Product Code	Harmonisation Code	Nominal Stranding of Conductor (mm)	Nominal Stranding of CPC (mm)	Nominal Radial Thickness of Insulation (mm)	Nominal Radial Thickness of Sheath (mm)	Overall Diameter Lower Limit (mm)	Overall Diameter Upper Limit (mm)	Approximate Weight (kg/km)	Coil Length (m)
3093Y0.75	H05V2V2-F	0.75	24/0.2	0.6	0.8	6.0	7.6	69	5, 10
3093Y1.0	H05V2V2-F	1.0	32/0.2	0.6	0.8	6.3	8.0	77	5, 10
3093Y1.5	H05V2V2-F	1.5	30/0.25	0.7	0.9	7.4	9.4	100	5, 10
3093Y2.5	H05V2V2-F	2.5	50/0.25	0.8	1.1	9.2	11.4	150	5, 10
3094Y0.75	H05V2V2-F	0.75	24/0.2	0.6	0.8	6.6	8.3	78	5, 10
H3095Y0.75	H05V2V2-F	0.75	24/0.2	0.6	0.9	7.4	9.3	94	5, 10
H3095Y1.5	H05V2V2-F	1.5	30/0.25	0.7	1.1	9.3	11.6	180	5, 10

Weight and dimensional information is provided as an approximate guide only.





H05BN4-F (318_TQ)

EPR Insulated and CSP Sheathed Flexible Cords

Manufactured to BS EN 50525-2-21:2011 Clause 6.3 and 6.4
Annealed Flexible Copper Conductor / Ethylene Propylene Rubber (EPR) Insulated / ChloroSulphonated Propylene Rubber (CSP) Sheathed. 300/500V (H05) or 450/750V (H07).

Conductor: Plain Annealed Copper, Class 5 Flexible to BS EN 60228

Insulation: EI7 Type Rubber (EPR) to BS EN 50363-1

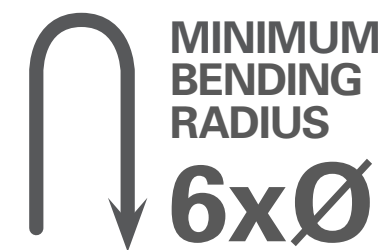
Sheathing: EM7 Type Elastomer to BS EN 50363-2

Current Ratings: For current ratings refer to table 4F3 of BS7671 IET Wiring Regulations.

Heat Oil and Flame Resistant (HOFR) rubber flexible cords are used where the risk of mechanical damage and mechanical stresses is normal, i.e. when cables are subject to low mechanical stresses in the areas of application, and the risk of mechanical damage is low, as is the case to be expected in the normal use of small to medium size equipment in domestic and commercial as well as in light industrial premises.

Examples of appliances that use HOFR rubber flexible cords include cooking appliances, soldering irons, toasters, water immersions heaters, small electronic welding equipment.

The British Cable Company You Can Trust



STANDARD CORE COLOURS

3 CORE

Dimensional Details:

Product Code	Harmonisation Code	Nominal Stranding of Conductor (mm)	Nominal Stranding of CPC (mm)	Nominal Radial Thickness of Insulation (mm)	Nominal Radial Thickness of Sheath (mm)	Overall Diameter Lower Limit (mm)	Overall Diameter Upper Limit (mm)	Approximate Weight (kg/km)	Coil Length (m)
3183TQ1.5	H05BN4-F	1.5	30/0.25	0.8	1.0	8.0	10.4	135	5, 10
3183TQ2.5	H05BN4-F	2.5	50/0.25	0.9	1.1	9.6	12.4	195	5, 10

Weight and dimensional information is provided as an approximate guide only.





Doncaster Cables

Coils & Hanks

6241Y / H6242Y / H6243Y

PVC Insulated and PVC Sheathed Flat Cables With Bare CPC

Manufactured to BS 6004 Table 4
Plain Annealed Copper Conductor / PVC Insulated / PVC Sheathed
with bare Circuit Protective Conductor. 300/500V.

- Conductor:** Plain Annealed Copper Class 1 or 2 to BS EN 60228
- Insulation:** PVC Type TI1 to BS EN 50363-3
- Sheathing:** PVC Type 6 to BS7655-4.2


Current Ratings: For current ratings refer to table 4D5 of BS7671 IET Wiring Regulations.

Designed for use in light industrial and domestic wiring. These cables are intended for fixed installation in dry or damp premises.

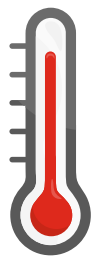
These cables can be installed in conduit, in cable trunking and in cable ducting or where there is deemed little risk of mechanical damage these cables can be clipped direct, on cable tray, embedded or in free air. These cables are not intended to be laid underground.

The British Cable Company You Can Trust






**MINIMUM
OPERATING
TEMPERATURE**
-15°C



**MAXIMUM
OPERATING
TEMPERATURE**
70°C



**MINIMUM
BENDING
RADIUS**
6xØ

STANDARD CORE COLOURS

1 CORE  or  2 CORE   3 CORE   

Dimensional Details:

Product Code	Number and Nominal Cross Sectional Area of Conductors (mm²)	Nominal Stranding of Conductor (mm)	Nominal Stranding of CPC (mm)	Nominal Radial Thickness of insulation (mm)	Nominal Radial Thickness of Sheath (mm)	Overall Diameter Lower Limit (mm)	Overall Diameter Upper Limit (mm)	Coil Length (m)
H6242Y	2 x 1.0	1 / 1.13	1 / 1.13 (1.0mm²)	0.6	0.9	4.0 x 7.2	4.7 x 8.6	5, 10
H6242Y	2 x 1.5	1 / 1.38	1 / 1.13 (1.0mm²)	0.7	0.9	4.4 x 8.2	5.4 x 9.6	5, 10
H6242Y	2 x 2.5	1 / 1.78	1 / 1.38 (1.5mm²)	0.8	1.0	5.2 x 9.8	6.2 x 11.5	5, 10
H6242Y	2 x 4.0	7 / 0.85	1 / 1.38 (1.5mm²)	0.8	1.0	5.6 x 10.5	7.2 x 13.0	5, 10
H6242Y	2 x 6.0	7 / 1.04	1 / 1.78 (2.5mm²)	0.8	1.1	6.4 x 12.5	8.0 x 15.0	3, 5, 10
H6242Y	2 x 10.0	7 / 1.35	7 / 0.85 (4.0mm²)	1.0	1.2	7.8 x 15.5	9.6 x 19.0	5, 10
H6243Y	3 x 1.0	1 / 1.13	1 / 1.13 (1.0mm²)	0.6	0.9	4.0 x 9.6	4.7 x 11.0	5, 10
H6243Y	3 x 1.5	1 / 1.38	1 / 1.13 (1.0mm²)	0.7	0.9	4.4 x 10.5	5.4 x 12.5	5, 10

Weight and dimensional information is provided as an approximate guide only.



2192Y (H03VVH2-F) 218-Y (H03VV-F)

Light Duty PVC Insulated and Sheathed Flexible Cords

Manufactured to BS EN 50525-2-11: Clause 4.1, Table B.1
Annealed Flexible Copper Conductor / PVC Insulated / PVC
Sheathed. 300/300V
2192Y (H03VVH2-F) = Flat Parallel Cord 218-Y (H03VV-F)
= Circular Cords


Conductor: Plain Annealed Copper Class 5 Flexible to
BS EN 60228
Insulation: PVC Type TI2 to BS EN 50363-3
Sheathing: PVC Type TM2 to BS EN 50363-4-1

Current Ratings: For current ratings refer to table 4F3 of
BS7671 IET Wiring Regulations.

Light duty flexible cords are used where the risk of mechanical
damage and mechanical stresses is low, i.e. under external
influences to be expected in the normal use of light, hand-held
appliances and light portable equipment in domestic premises,
offices and shops.

Examples of appliances that use light duty flexible cords include
domestic hair dryers and hair styling appliances, radio sets,
table and standard lamps and small desktop machines.

The British Cable Company You Can Trust




STANDARD CORE COLOURS

2 CORE ●● 3 CORE ●●●

Dimensional Details:

Product Code	Harmonisation Code	Nominal Stranding of Conductor (mm)	Nominal Stranding of CPC (mm)	Nominal Radial Thickness of Insulation (mm)	Nominal Radial Thickness of Sheath (mm)	Overall Diameter Lower Limit (mm)	Overall Diameter Upper Limit (mm)	Approximate Weight (kg/km)	Coil Length (m)
2192Y0.5	H03VVH2F	0.5	16/0.2	0.5	0.6	3.0 x 4.9	3.7 x 5.9	31	5, 10
2192Y0.75	H03VVH2F	0.75	24/0.2	0.5	0.6	3.2 x 5.2	3.8 x 6.3	37	5, 10
2182Y0.5	H03VV-F	0.5	16/0.2	0.5	0.6	4.6	5.9	41	5, 10
2182Y0.75	H03VV-F	0.75	24/0.2	0.5	0.6	4.9	6.3	50	5, 10
2183Y0.5	H03VV-F	0.5	16/0.2	0.5	0.6	4.9	6.3	48	5, 10

Weight and dimensional information is provided as an approximate guide only.





H05RR-F (318-TRS)

Tough Rubber Insulated and Sheathed Flexible Cords

Manufactured to BS EN 50525-2-21:2011 Clause 4.1
Annealed Flexible Copper Conductor / Rubber Insulated / Rubber Sheathed. 300/500V

- Conductor:** Plain Annealed Copper, Class 5 Flexible to BS EN 60228
- Insulation:** EI4 Type Rubber (EPR) to EN 50363-1
- Sheathing:** EM2 Type Elastomer to EN 50363-2-1


Current Ratings: For current ratings refer to table 4F3 of BS7671 IET Wiring Regulations.

Ordinary duty rubber flexible cords are used where the risk of mechanical damage and mechanical stresses is normal, i.e. when cables are subject to low mechanical stresses in the areas of application, and the risk of mechanical damage is low, as is the case to be expected in the normal use of small to medium size equipment in domestic and commercial as well as in light industrial premises.


Examples of appliances that use ordinary duty rubber flexible cords include vacuum cleaners, kitchen equipment, small electrical welding machines and portable hand tools.

The British Cable Company You Can Trust






MINIMUM
OPERATING
TEMPERATURE
-25°C



MAXIMUM
OPERATING
TEMPERATURE
60°C



MINIMUM
BENDING
RADIUS
6xØ


STANDARD CORE COLOURS

3 CORE 

Dimensional Details:

Product Code	Harmonisation Code	Nominal Cross Selectional Area of Conductor (mm²)	Nominal Stranding of Conductor (mm)	Nominal Radial Thickness of Insulation (mm)	Nominal Radial Thickness of Sheath (mm)	Overall Diameter Lower Limit (mm)	Overall Diameter Upper Limit (mm)	Approximate Weight (kg/km)	Coil Length (m)
31831.5	H05RR-F	1.5	30/0.25	0.8	1.0	8	10.4	135	5, 10, 15
31832.5	H05RR-F	2.5	50/0.25	0.9	1.1	9.6	12.4	190	5, 10, 15

Weight and dimensional information is provided as an approximate guide only.





Doncaster Cables

Coils & Hanks

6181Y

Single Core PVC Insulated and PVC Sheathed Cable

Manufactured to BS 6004 Table 3
Annealed Copper Conductor / PVC Insulated / PVC Sheathed.
300/500V

- Conductor:** Plain Annealed Copper Class 1 or 2 to BS EN 60228
- Insulation:** PVC Type TI1 to BS EN 50363-3
- Sheathing:** PVC Type 6 to BS7655-4.2


Current Ratings: For current ratings refer to table 4D1 of BS7671 IET Wiring Regulations

Designed for use in light industrial and domestic wiring. These cables are particularly suited for installation as meter tails and are intended for fixed installation in dry or damp premises.

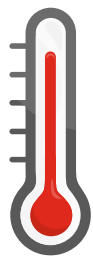
These cables can be installed in conduit, in cable trunking and in cable ducting, or where there is deemed little risk of mechanical damage these cables can be clipped direct, on cable tray, embedded or in free air. These cables are not intended to be laid underground.

The British Cable Company You Can Trust






**MINIMUM
OPERATING
TEMPERATURE**
-15°C



**MAXIMUM
OPERATING
TEMPERATURE**
70°C



**MINIMUM
BENDING
RADIUS**
6xØ

STANDARD CORE COLOURS

1 CORE  or 

Dimensional Details:

Product Code	Harmonisation Code	Nominal Cross Selectional Area of Conductor (mm²)	Nominal Stranding of Conductor (mm)	Nominal Radial Thickness of Insulation (mm)	Nominal Radial Thickness of Sheath (mm)	Overall Diameter Lower Limit (mm)	Overall Diameter Upper Limit (mm)	Approximate Weight (kg/km)	Coil Length (m)
6181Y710	National Type	10.0	7/1.35	1.0	0.9	7.2	8.8	155	5, 10
6181Y716	National Type	16.0	7/1.70	1.0	1.0	8.4	10.5	225	5, 10
6181Y725	National Type	25.0	7/2.14	1.2	1.1	10.0	12.5	340	5, 10
6181Y725F	National Type	25.0	19/1.28	1.2	1.1	10.0	12.5	340	5, 10

Weight and dimensional information is provided as an approximate guide only.





Doncaster Cables

Coils & Hanks

6491X (H07V-U / H07V-R)

PVC Insulated Single Core Conduit Cable

Manufactured to BS EN 50525-2-31 Clause 4.1, Table B.1
Annealed Copper Conductor / PVC Insulated. 450/750V

Conductor: Plain Annealed Copper Class 1 or 2 to BS EN 60228

Insulation: PVC Type TI1 to BS EN 50363-3

Current Ratings: For current ratings refer to table 4D1 of BS7671 IET Wiring Regulations.

These cables are intended for installation in surface mounted or embedded conduits, or similar closed systems. These cables are suitable for use in channels with cover. Suitable for fixed protected installation in or on light fittings and inside applications, switchgear and controlgear, for voltages up to 750V a.c or up to 450V to earth d.c.. When installed in an earthed metal enclosure, cables are suitable for voltages up to 1000V a.c or up to 750V to earth d.c.




MINIMUM
OPERATING
TEMPERATURE

-15°C



MAXIMUM
OPERATING
TEMPERATURE

70°C



MINIMUM
BENDING
RADIUS

6xØ

STANDARD CORE COLOURS

1 CORE 

Dimensional Details:

Product Code	Harmonisation Code	Nominal Stranding of Conductor (mm)	Nominal Stranding of Conductor (mm)	Nominal Radial Thickness of Insulation (mm)	Overall Diameter Lower Limit (mm)	Overall Diameter Upper Limit (mm)	Approximate Weight (kg/km)	Coil Length (m)
6491X	H07V-R	6.0	7/1.04	0.8	4.3	5.2	70	5, 10
6491X	H07V-R	10.0	7/1.35	1.0	5.6	6.7	120	5, 10
6491X	H07V-R	16.0	7/1.70	1.0	6.4	7.8	175	5, 10

Weight and dimensional information is provided as an approximate guide only.

The British Cable Company You Can Trust





Doncaster Cables

Coils & Hanks

METER TAIL PACK

1x Blue/Grey, 1x Brown/Grey single core PVC insulated and sheathed cable + Green/Yellow PVC Insulated single core

6181Y (Blue/Grey and Brown/Grey)

Manufactured to BS 6004 Table 3.
Annealed Copper Conductor / PVC Insulated / PVC Sheathed.
300/500V

- Conductor:** Plain Annealed Copper Class 2 to BS EN 60228
- Insulation:** PVC Type TI1 to BS EN 50363-3
- Sheathing:** PVC Type 6 to BS7655-4.2

6491X (Green/Yellow)

Manufactured to BS EN 50525-2-31 Clause 4.1, Table B.1.
Annealed Copper Conductor / PVC Insulated. 450/700V

- Conductor:** Plain Annealed Copper Class 2 to BS EN 60228
- Insulation:** PVC Type TI1 to BS EN 50363-3

Pre-cut meter tail packs available in various length and in either standard or 'easi-fit' flexible conductors.

Flexible meter tails

- Extra flexibility
- Easier to work with
- Easier to install in tight spaces
- Less effort required


The British Cable Company You Can Trust



MINIMUM
OPERATING
TEMPERATURE
-15°C



MAXIMUM
OPERATING
TEMPERATURE
70°C



MINIMUM
BENDING
RADIUS
6xØ

Standard:

Product Code	Meterage Of Each Component	Pack Contents	Nominal Cross Sectional Area of Conductor (mm)	Nominal Stranding of Conductor (mm)	Coil Length (m)
MTP1 16.0	1 METRE	BLUE / GREY 6181Y	16.0	7/1.70	1
		BROWN / GREY 6181Y	16.0	7/1.70	1
		GREEN / YELLOW 6491X	16.0	7/1.70	1
MTP1 25.0	1 METRE	BLUE / GREY 6181Y	25.0	7/2.14	1
		BROWN / GREY 6181Y	25.0	7/2.14	1
		GREEN / YELLOW 6491X	16.0	7/1.70	1
MTP2 16.0	2 METRES	BLUE / GREY 6181Y	16.0	7/1.70	2
		BROWN / GREY 6181Y	16.0	7/1.70	2
		GREEN / YELLOW 6491X	16.0	7/1.70	2
MTP2 25.0	2 METRES	BLUE / GREY 6181Y	25.0	7/2.14	2
		BROWN / GREY 6181Y	25.0	7/2.14	2
		GREEN / YELLOW 6491X	16.0	7/1.70	2



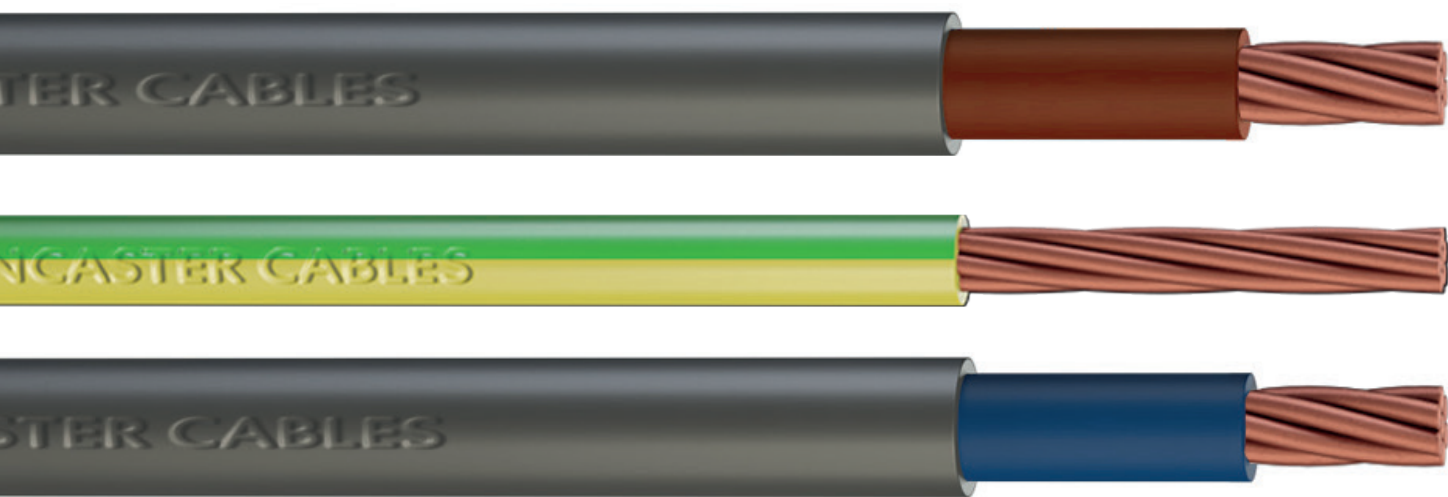
Standard:

Product Code	Meterage Of Each Component	Pack Contents	Nominal Cross Sectional Area of Conductor (mm)	Nominal Stranding of Conductor (mm)	Coil Length (m)
MTP3 16.0	3 METRES	BLUE / GREY 6181Y	16.0	7/1.70	3
		BROWN / GREY 6181Y	16.0	7/1.70	3
		GREEN / YELLOW 6491X	16.0	7/1.70	3
MTP3 25.0	3 METRES	BLUE / GREY 6181Y	25.0	7/2.14	3
		BROWN / GREY 6181Y	25.0	7/2.14	3
		GREEN / YELLOW 6491X	16.0	7/1.70	3
MTP5 16.0	5 METRES	BLUE / GREY 6181Y	16.0	7/1.70	5
		BROWN / GREY 6181Y	16.0	7/1.70	5
		GREEN / YELLOW 6491X	16.0	7/1.70	5
MTP5 25.0	5 METRES	BLUE / GREY 6181Y	25.0	7/2.14	5
		BROWN / GREY 6181Y	25.0	7/2.14	5
		GREEN / YELLOW 6491X	16.0	7/1.70	5


Flexible:

Product Code	Meterage Of Each Component	Pack Contents	Nominal Cross Sectional Area of Conductor (mm)	Nominal Stranding of Conductor (mm)	Coil Length (m)
MTPF1 25.0	1 METRE	BLUE / GREY 6181Y	25.0	19/1.28	1
		BROWN / GREY 6181Y	25.0	19/1.28	1
		GREEN / YELLOW 6491X	16.0	7/1.70	1
MTPF2 25.0	2 METRES	BLUE / GREY 6181Y	25.0	19/1.28	2
		BROWN / GREY 6181Y	25.0	19/1.28	2
		GREEN / YELLOW 6491X	16.0	7/1.70	2
MTPF3 25.0	3 METRES	BLUE / GREY 6181Y	25.0	19/1.28	3
		BROWN / GREY 6181Y	25.0	19/1.28	3
		GREEN / YELLOW 6491X	16.0	7/1.70	3
MTPF5 25.0	5 METRES	BLUE / GREY 6181Y	25.0	19/1.28	5
		BROWN / GREY 6181Y	25.0	19/1.28	5
		GREEN / YELLOW 6491X	16.0	7/1.70	5

Standard:



Flexible:



DONCASTER CABLES

318-A (ARCTIC GRADE)

Low Temperature Pvc Insulated And Sheathed Flexible Cord

Manufactured to BS 6004 Table 6 (previously BS7919 Table 44)
Plain Annealed Flexible Copper Conductors / Low Temperature PVC Insulated / Low Temperature PVC Sheathed. 300/500V

- Conductor:** Plain Annealed Copper Class 5 to BS EN 60228
- Insulation:** Low Temperature PVC Type TI4 to BS EN 50363-3
- Sheathing:** Low Temperature PVC Type 10 to BS 7655-4.2


Current Ratings: For current ratings refer to table 4F3 of BS7671 IET Wiring Regulations.

These 'Arctic Grade' flexible cords are manufactured with a low temperature PVC insulation and sheath. They are suitable for installation and handling at temperatures down to -25°C and are cold bend tested to -40°C.


These cables are suitable for use on ELV systems (110V centre tapped) on building sites in the UK, for use with temporary traffic light systems when suitably protected, indoor use at low voltage (230V). These cables are not designed for outdoor use at voltages exceeding 110V. Yellow sheathed flexibles are intended for use on ELV and site services etc. Blue sheathed flexibles are for intended for use on temporary traffic lights etc

The British Cable Company You Can Trust

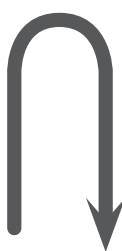




**MINIMUM
OPERATING
TEMPERATURE**
-40°C



**MAXIMUM
OPERATING
TEMPERATURE**
60°C



**MINIMUM
BENDING
RADIUS**
6xØ

STANDARD CORE COLOURS

2 CORE  3 CORE  4 CORE 

Dimensional Details:

Product Code	Harmonisation Code	Nominal Stranding of Conductor (mm)	Nominal Stranding of CPC (mm)	Nominal Radial Thickness of Insulation (mm)	Nominal Radial Thickness of Sheath (mm)	Overall Diameter Lower Limit (mm)	Overall Diameter Upper Limit (mm)	Approximate Weight (kg/km)	Coil Length (m)
3182Y1.0A	National Type	1.0	30/0.20	0.6	0.8	5.9	7.5	71	5, 10
3183Y1.0A	National Type	1.0	30/0.20	0.6	0.8	6.3	8.0	85	5, 10
3183Y1.5A	National Type	1.5	30/0.25	0.7	0.9	7.4	9.4	118	5, 10
3183Y2.5A	National Type	2.5	50/0.25	0.8	1.1	9.2	11.4	177	5, 10
3183Y4.0A	National Type	4.0	56/0.30	0.8	1.2	10.5	13.1	253	5, 10
3184Y1.5A	National Type	1.5	30/0.25	0.7	1.0	8.4	10.5	146	5, 10
3184Y2.5A	National Type	2.5	50/0.25	0.8	1.1	9.2	11.4	177	5, 10

Weight and dimensional information is provided as an approximate guide only.





SY CONTROL FLEXIBLE

PVC Insulated, Bedded and Sheathed with Galvanised Steel Braid

Manufactured generally to BS EN 50525-2-11:2011

Plain Annealed Flexible Copper Conductors / PVC Insulated /
PVC Bedding / GSWB (Galvanised Steel Wire Braid) / PVC Sheathed.
300/500V

Conductor: Plain Annealed Copper, Class 5 Flexible to
BS EN 60228

Insulation: PVC Type TI2 to BS EN 50363-3

Bedding: PVC Type TM2 to BS EN 50363-4-1

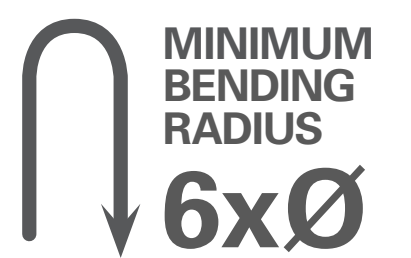
Sheathing: Clear PVC Type TM2 to BS EN 50363-4-1

Current Ratings: For current ratings refer to table 4F1 and
4F3 of BS7671 IET Wiring Regulations.

The cable is designed to be used as interconnecting cable for
measuring, controlling or regulation in control equipment for assembly
and production lines, conveyors and for computer units. It is commonly
used in a wide number of industries including building and construction,
rail and transport infrastructures, transmission and automation and
process control.

This cable is also used by electricians in certain fixed installations where
only light mechanical stress may occur. This cable can also be used
outdoors (but should be protected); however, it is best suited to dry
or moist conditions indoors.

The British Cable Company You Can Trust



STANDARD CORE COLOURS

3 CORE 4 CORE 5 CORE

Dimensional Details:

Product Code	Nominal Cross Sectional Area of Conductor (mm ²)	Nominal Stranding of Conductor (mm)	Nominal Radial Thickness of Insulation (mm)	Nominal Radial Thickness of Bedding (mm)	Nominal Radial Thickness of Sheath (mm)	Overall Diameter Lower Limit (mm)	Overall Diameter Upper Limit (mm)	Approximate Weight (kg/km)	Coil Length (m)
SY1.53C	1.5	30/0.25	0.5	0.4	1.0	8.9	10.9	146	5, 10
SY2.53C	2.5	50/0.25	0.5	0.4	1.0	9.7	11.7	184	5, 10
SY1.54C	1.5	30/0.25	0.5	0.4	1.0	9.5	11.5	170	5, 10
SY1.55C	1.5	30/0.25	0.5	0.6	1.0	10.3	12.3	196	5, 10
SY2.55C	2.5	50/0.25	0.5	0.4	1.0	11.3	13.3	256	5, 10

Weight and dimensional information is provided as an approximate guide only.

Doncaster Cables

Coils & Hanks

The British Cable Company You Can Trust



t: 01302 821700

e: sales@doncastercables.com

doncastercables.com