



Connectors > PCB Connectors > Wire-to-Board Connectors > FFC, FPC & Ribbon Connectors > Ribbon Cable Connectors > Male-on-Wire Connector, Micro-MaTch



Connector System: **Cable-to-Board**

Number of Positions: **24**

Centerline (Pitch): **1.27 mm [.05 in]**

PCB Mount Retention: **Without**

PCB Mount Orientation: **Vertical**

[All Male-on-Wire Connector, Micro-MaTch \(19\)](#)

Features

Product Type Features

Ribbon Cable Connector Type	Male-On-Wire
Ribbon Cable Connector Header Type	Shrouded
Connector Product Type	Connector Assembly
Connector System	Cable-to-Board
Connector & Housing Type	Plug
Connector & Contact Terminates To	Wire & Cable

Configuration Features

Number of Positions	24
PCB Mount Orientation	Vertical
Number of Rows	2

Electrical Characteristics

Insulation Resistance	1000 MΩ
Operating Voltage	100 VAC

Body Features

Daisy Chain	With
Primary Product Color	Red



Connector Profile	Standard
-------------------	----------

Contact Features

Mating Tab Width	.7 mm[.028 in]
Mating Tab Thickness	.4 mm[.016 in]
Contact Type	Pin
Wire Contact Termination Area Plating Thickness	3 – 5 µm[118.11 – 196.85 µin]
Wire Contact Termination Area Plating Material Finish	Matte
Wire Contact Termination Area Plating Material	Tin
Contact Mating Area Plating Material Thickness	3 – 5 µm[118.11 – 196.85 µin]
Contact Mating Area Plating Material	Tin
PCB Contact Termination Area Plating Material Finish	Matte
Contact Underplating Material	Nickel
PCB Contact Termination Area Plating Material	Tin
Contact Base Material	Phosphor Bronze
Contact Current Rating (Max)	1.5 A

Termination Features

Termination Method to Wire & Cable	Insulation Displacement (IDC)
------------------------------------	-------------------------------

Mechanical Attachment

Mating Alignment	With
Contact Retention Type Within Housing	Press-Fit
PCB Mount Alignment	Without
PCB Mount Retention	Without
Mating Alignment Type	Polarization
Mating Retention	With
Mating Retention Type	Contact Friction
Connector Mounting Type	Cable Mount (Free-Hanging)

Housing Features

Housing Material	PBT GF
Centerline (Pitch)	1.27 mm[.05 in]

Dimensions

Connector Length	34 mm[1.338 in]
Connector Height	6.8 mm[.27 in]



Compatible Insulation Diameter Range	.8 – 1 mm[.035 – .039 in]
Wire Size	.08 – .09 mm ²
Row-to-Row Spacing	2 mm[.059 in]

Usage Conditions

Operating Temperature Range	-40 – 105 °C[-40 – 221 °F]
-----------------------------	----------------------------

Operation/Application

Circuit Application	Signal
---------------------	--------

Industry Standards

UL Rating	Recognized
Compatible With Agency/Standards Products	UL
Compatible With Approved Standards Products	UL E28476
UL Flammability Rating	UL 94V-0

Packaging Features

Packaging Quantity	2500
Packaging Method	Reel

Product Compliance

For compliance documentation, visit the product page on TE.com>

EU RoHS Directive 2011/65/EU	Compliant
EU ELV Directive 2000/53/EC	Compliant
China RoHS 2 Directive MIIT Order No 32, 2016	No Restricted Materials Above Threshold
EU REACH Regulation (EC) No. 1907/2006	Current ECHA Candidate List: JUNE 2024 (241) Candidate List Declared Against: JUNE 2024 (241) Does not contain REACH SVHC
Halogen Content	Not Low Halogen - contains Br or Cl > 900 ppm.
Solder Process Capability	Not applicable for solder process capability

Product Compliance Disclaimer

This information is provided based on reasonable inquiry of our suppliers and represents our current actual knowledge based on the information they provided. This information is subject to change. The part numbers that TE has identified as EU RoHS compliant have a maximum concentration of 0.1% by weight in homogenous materials for lead, hexavalent chromium, mercury, PBB, PBDE, DBP, BBP, DEHP, DIBP, and 0.01% for cadmium, or qualify for an exemption to these limits as defined in the Annexes of Directive 2011/65/EU (RoHS2). Finished electrical and electronic equipment products will be CE marked as required by Directive 2011/65/EU. Components may not be CE marked. Additionally, the part numbers that TE has identified as EU ELV compliant have a maximum concentration of 0.1% by weight in homogenous



materials for lead, hexavalent chromium, and mercury, and 0.01% for cadmium, or qualify for an exemption to these limits as defined in the Annexes of Directive 2000/53/EC (ELV). Regarding the REACH Regulation, the information TE provides on SVHC in articles for this part number is based on the latest European Chemicals Agency (ECHA) 'Guidance on requirements for substances in articles' posted at this URL: <https://echa.europa.eu/guidance-documents/guidance-on-reach>

Compatible Parts



TE Part # CAT-M5833-F3492A
Female-on-Board Connector, Top Entry



TE Part # 734024-1
Micro-MaTch ADAPTER, 4-24 POS.




TE Part # 519708-1
TERMINATION PUSHER




TE Part # 677412-4
SEMI AUTO.MACHINE, MICRO-MATCH, 4-24 POS


Also in the Series | Micro-MaTch Industrial




Board-In Connectors(21)




Connector Contacts(4)



Insertion & Extraction Tools(1)




Pluggable I/O Cable Assemblies(52)

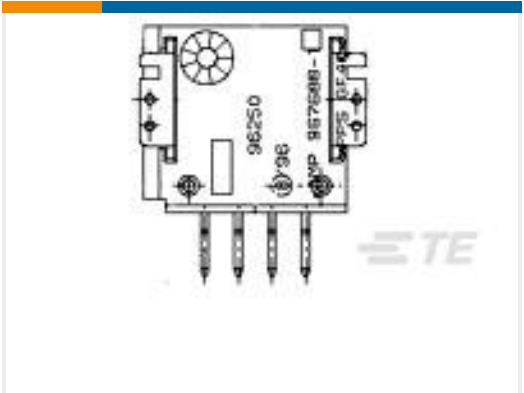


Ribbon Cable Connectors(186)


Customers Also Bought




TE Part #2301844-2
AMPL REC HD20, R/A, 9P, B/L,4-40 S /LOCK



TE Part #967688-1
4pos MQS .63 header 90deg SMD



TE Part #9-338069-4
MICRO-MATCH SMD FTE



TE Part #214012-E
SRCA 1,27 4 M 1 SMD 137 E1 094 * GURT *





TE Part #224393-E
SRCP 1,27 2 F 1 I2426 137 * 162 1,07
TRA



TE Part #224394-E
SRCP 1,27 4 F 1 I2426 137 * 162 1,07
TRA



TE Part #224395-E
SRCP 1,27 6 F 1 I2426 137 * 162 1,07
TRA



TE Part #454302-E
IDCTERM 1 IDC22 1,30 * 105 707 0007
J 2

TE Part #HPP815W539
HTG3535W10G26CH

Documents

Product Drawings
MICRO-MATCH MOW.24P

English

CAD Files
3D PDF

3D

Customer View Model
ENG_CVM_CVM_2-215083-4_U.2d_dxf.zip

English

Customer View Model
ENG_CVM_CVM_2-215083-4_U.3d_igs.zip

English

Customer View Model
ENG_CVM_CVM_2-215083-4_U.3d_stp.zip

English

By downloading the CAD file I accept and agree to the [Terms and Conditions](#) of use.

Datasheets & Catalog Pages
Micro-MaTch Catalog

English

Ribbon Cable Interconnect Solutions

English

Centerline Micro-Match Connector Series

English

Product Specifications



Application Specification

English

micro match miniature connector system

English

Agency Approvals

UL Report

English