

Standard MOV Varistor

Square, 20mm

multicompPRO

**RoHS
Compliant**



Description

Metal Oxide Varistor (MOV) as one nonlinear resistance element is mainly made of zinc oxide (ZnO), which has very high surge capacity and big nonlinear coefficient. Below the threshold voltage, its resistance is very high, nearly no current flows through, but above the threshold voltage, the resistance reduces sharply, huge current can be discharged. Due to this characteristic, varistor as a protection component in electronic and electrical equipment can absorb abnormal over-voltage and lightning surge.

Varistor is with High Surge Current Density, Low Clamping Voltage, and Good Surge Capacity. It can also be customized as required.

Approvals

UL1449 4th Edition
TUV EN 61051-1:2008
IEC 61051-1:2007
IEC 61051-2:1991+A1
IEC 61051-2-2:1991
Annex Q of IEC 60950-1:2005+A1+A2

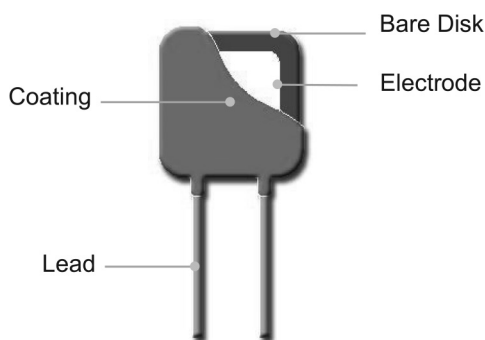
Features

- Epoxy Resin Coating
- Silicone Resin Coating
- Low Leakage Current
- Bidirectional and Symmetrical V/I Characteristics
- Operating Temperature Range
Low Temperature: -40°C
High Temperature: +85°C / +105°C

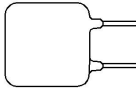
Applications

- Power Supplies
- Home Electrical Appliances
- Industrial Devices
- Surge Protectors
- Telecom Devices

Product Structure



Lead Types

Lead Types		Codes
	Straight Lead	A

Newark.com/multicomp-pro
Farnell.com/multicomp-pro
sg.element14.com/b/multicomp-pro

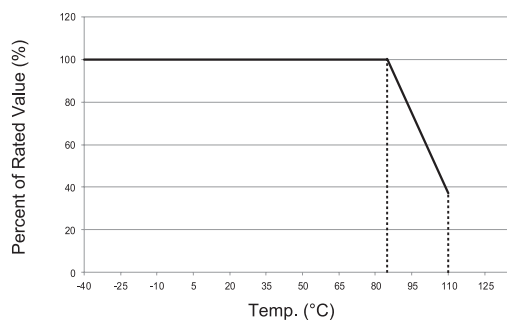
multicompPRO

Standard MOV Varistor

Square, 20mm

multicompPRO

Temp. Derating Curve



For Normal Temp. Series

Note:

When ambient Temp. exceeds 85°C, the peak surge current and energy rating should be reduced as shown in the left curve.

General Technical Data

Item	Value	Unit
Operating Temperature	-40 to +85	°C
Storage Temperature	-40 to +125	°C
Voltage Proof	≥2500	Vac
Insulation Resistance	≥100	MΩ

Item	Description
V _N	Nominal Varistor Voltage Voltage, at specified D.C. current used as a reference point in the component characteristics.
I _L	Leakage Current Measuring at 75% of varistor voltage.
UCT	Upper Category Temp. Max. ambient temp. for which a varistor has been designed to operate continuously.
UCT	Lower Category Temp. Minimum ambient temp. at which a varistor has been designed to operate continuously.
Max. Peak Current	Max. Peak Current Max. current per pulse, which may be passed by a varistor at an ambient temp. of 25 °C, for a given number of pulses.
V _c	Clamping Voltage Peak voltage developed across the varistor terminations under standard atmospheric conditions, when passing an 8/20 μs class current pulse.
Voltage Proof	Voltage Proof Max. peak voltage, which may be applied under continuous operating conditions between the varistor terminations and any conducting mounting surface (Applicable only to insulated varistors).
C _v	Capacitance Capacitance across the MOV measured at a specified frequency and voltage.
V _{ac}	Max. Continuous a.c. Voltage Max. a.c. r.m.s. voltage of a substantially sinusoidal waveform (less than 5% total harmonic distortion) which can be applied to the component under continuous operating conditions at 25°C.
V _{dc}	Max. Continuous d.c. Voltage Max. d.c. voltage (with less than 5% ripple) which can be applied to the component under continuous operating conditions at an ambient temp. of 25°C.

Newark.com/multicomp-pro
Farnell.com/multicomp-pro
sg.element14.com/b/multicomp-pro

multicompPRO

Standard MOV Varistor

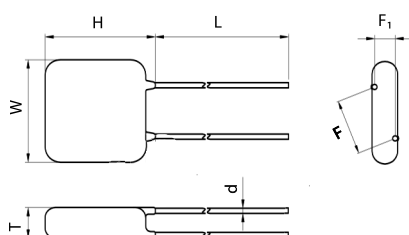
Square, 20mm

multicompPRO

Dimensions

Part Number	L (Min.)	W (Max.)	H (Max.)	T (Max.)	d	F	F ₁	A (Max.)
MPV20S820KNK	20	22	26	4.9	1 ±0.05	10 ±0.6	1.3 - 2.9	27.5
MPV20S241KNK				5.4			1.7 - 3.5	
MPV20S271KNK				5.6			1.8 - 3.6	
MPV20S391KNK				6.4			2.3 - 4.3	
MPV20S431KNK				6.6			2.6 - 4.6	
MPV20S471KNK				6.9			2.8 - 4.8	
MPV20S511KNK				7.1			3.1 - 5.1	
MPV20S621KNK				7.8			3.7 - 5.7	
MPV20S681KNK				8.2			4.1 - 6.1	

Diagram



Straight Lead

Specification Table

Part Number	Max. Continuous Operating Voltage		Varistor Voltage @1 mA DC		Clamping Voltage (Max.)		Max. Discharge Current (8/20 μs)		Max. Energy (10/1000 μs)	Typical Capacitance (For reference only) @1 kHz
	Vac	Vdc	Min.	Max.	Vc	Ip	In	I _{max}	(J)	(pF)
	(V)	(V)	(V)	(V)	(V)	(V)	(kA)			
MPV20S820KNK	50	65	74	90	135	125	8	15	67	5880
MPV20S241KNK	150	200	216	264	395				200	2000
MPV20S271KNK	175	225	243	297	455				230	1800
MPV20S391KNK	250	320	351	429	650				330	1200
MPV20S431KNK	275	350	387	473	710				365	1160
MPV20S471KNK	300	385	423	517	775				420	1020
MPV20S511KNK	320	415	459	561	845				430	935
MPV20S621KNK	385	505	558	682	1025				465	780
MPV20S681KNK	420	560	612	748	1120					

Newark.com/multicomp-pro
Farnell.com/multicomp-pro
sg.element14.com/b/multicomp-pro

multicompPRO

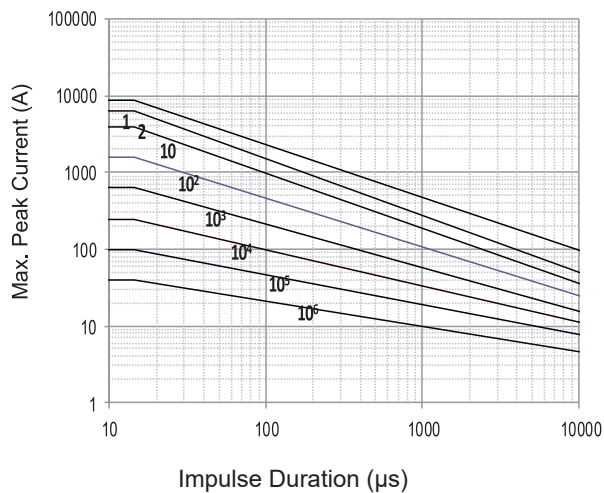
Standard MOV Varistor

Square, 20mm

multicompPRO

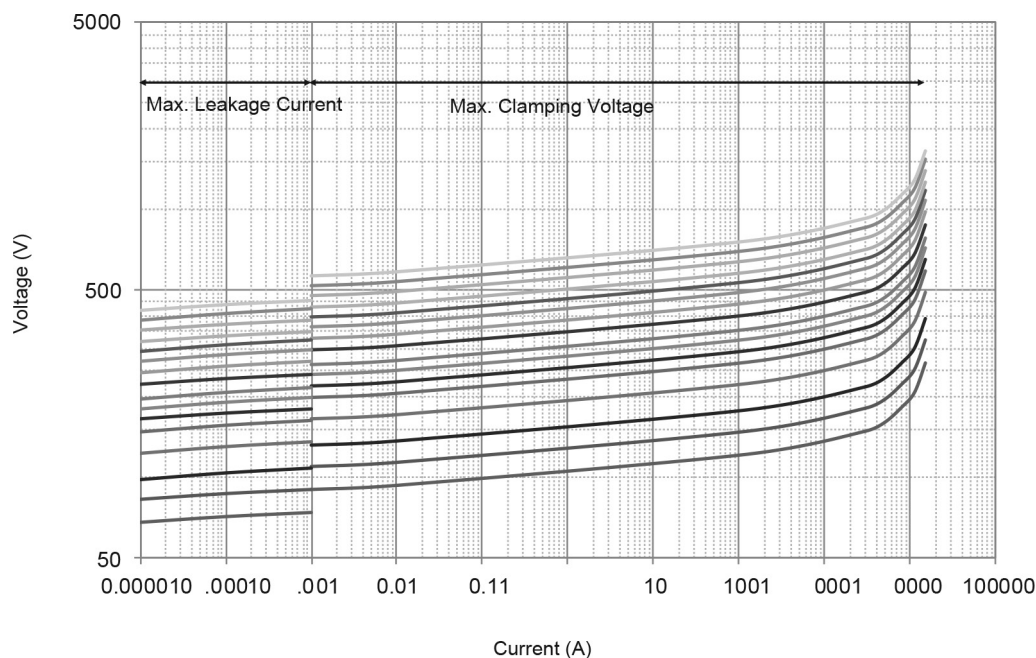
Performance Curve

Max. Peak Current Derating Curves



Note: 1, 2, 10, 10², 10³, 10⁴, 10⁵, 10⁶ Stand for Repetitions.

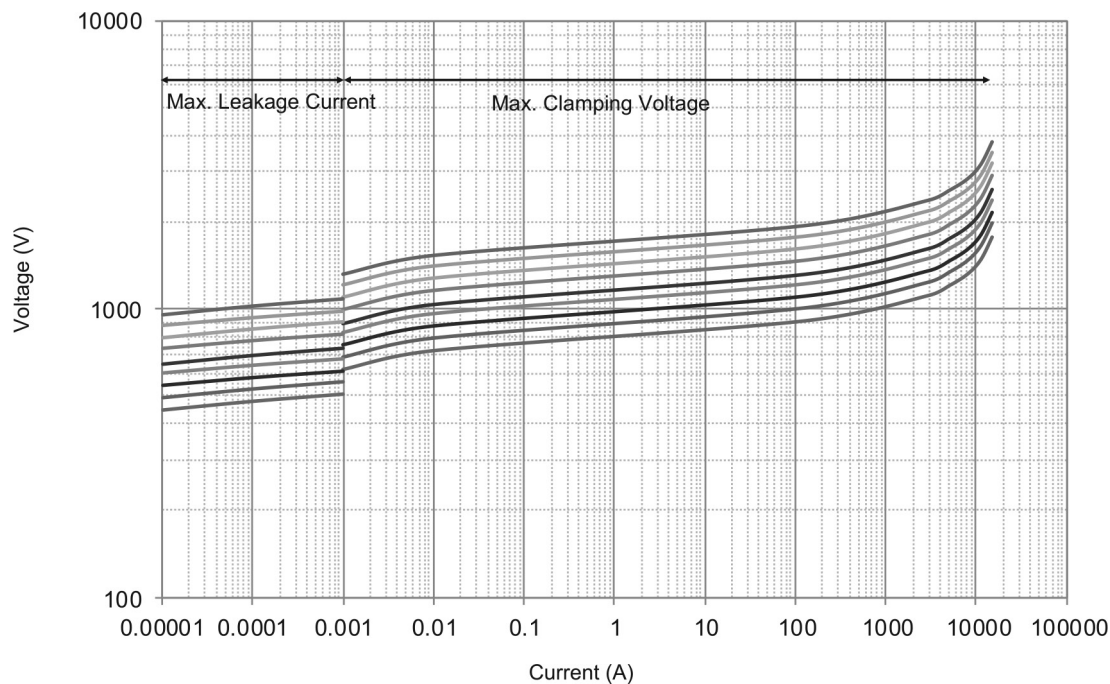
Voltage-Current Characteristic Curves



Standard MOV Varistor

Square, 20mm

multicompPRO



Part Number Table

Description	Part Number
Varistor, MOV, 50V AC, Disc 20mm	MPV20S820KNK
Varistor, MOV, 150V AC, Disc 20mm	MPV20S241KNK
Varistor, MOV, 175V AC, Disc 20mm	MPV20S271KNK
Varistor, MOV, 250V AC, Disc 20mm	MPV20S391KNK
Varistor, MOV, 275V AC, Disc 20mm	MPV20S431KNK
Varistor, MOV, 300V AC, Disc 20mm	MPV20S471KNK
Varistor, MOV, 320V AC, Disc 20mm	MPV20S511KNK
Varistor, MOV, 385V AC, Disc 20mm	MPV20S621KNK
Varistor, MOV, 420V AC, Disc 20mm	MPV20S681KNK

Important Notice : This data sheet and its contents (the "Information") belong to the members of the AVNET group of companies (the "Group") or are licensed to it. No licence is granted for the use of it other than for information purposes in connection with the products to which it relates. No licence of any intellectual property rights is granted. The Information is subject to change without notice and replaces all data sheets previously supplied. The Information supplied is believed to be accurate but the Group assumes no responsibility for its accuracy or completeness, any error in or omission from it or for any use made of it. Users of this data sheet should check for themselves the Information and the suitability of the products for their purpose and not make any assumptions based on information included or omitted. Liability for loss or damage resulting from any reliance on the Information or use of it (including liability resulting from negligence or where the Group was aware of the possibility of such loss or damage arising) is excluded. This will not operate to limit or restrict the Group's liability for death or personal injury resulting from its negligence. Multicomp Pro is the registered trademark of Premier Farnell Limited 2019.

Newark.com/multicomp-pro
Farnell.com/multicomp-pro
sg.element14.com/b/multicomp-pro

multicompPRO