




Connectors > Circular Connectors > DIN Connectors



EU RoHS Compliance: **Compliant**

EU ELV Compliance: **Compliant**

Circular DIN Connector Type: **Mini DIN**

Connector System: **Wire-to-Board**

Number of Positions: **4**

Features

Other

EU RoHS Compliance	Compliant
EU ELV Compliance	Compliant

Product Type Features

Circular DIN Connector Type	Mini DIN
Connector System	Wire-to-Board
Connector & Contact Terminates To	Printed Circuit Board

Configuration Features

PCB Mount Orientation	Vertical
Number of Positions	4
Connector Contact Load Condition	Fully Loaded

Electrical Characteristics

Operating Voltage	30 VAC
-------------------	--------

Body Features

Shield Plating Finish	Bright
Shield Plating Material	Tin



Shield Material	Brass
Panel Ground Feature Type	None
Primary Product Color	Black
Shield Underplate Thickness	1.27 µm[50 µin]

Contact Features

Contact Underplating Material	Nickel
Contact Underplating Material Thickness	1.27 µm[50 µin]
PCB Contact Termination Area Plating Material Finish	Matte
Contact Mating Area Plating Material Thickness	.76 µm[30 µin]
Contact Shape & Form	Tuning Fork
PCB Contact Termination Area Plating Material Thickness	3.81 µm, 2.54 µm[150 µin][100 µin]
Contact Layout	Staggered
Contact Mating Area Plating Material	Gold
Contact Base Material	Phosphor Bronze
PCB Contact Termination Area Plating Material	Tin
Contact Current Rating (Max)	.5 A

Termination Features

Termination Method to PCB	Through Hole - Solder
Termination Post & Tail Length	3.18 mm[.125 in]

Mechanical Attachment

Panel Mount Feature	With
Panel Mount Feature Type	Screw Nut
Mating Alignment	With
PCB Mount Alignment	With
PCB Mount Alignment Type	Hold-Down
Mating Alignment Type	Polarization
PCB Mount Retention	With
PCB Mount Retention Type	Kinked Legs
Connector Mounting Type	Board Mount

Housing Features

Housing Material	Thermoplastic
Centerline (Pitch)	6.5 mm[.26 in]



Dimensions

Product Width	17.78 mm[.7 in]
Product Length	22.61 mm[.89 in]
PCB Thickness (Recommended)	2.68 mm[.11 in]
Connector Height	13.08 mm[.51 in]

Operation/Application

Shielded	No
Circuit Application	Signal

Industry Standards

UL Flammability Rating	UL 94V-0
------------------------	----------

Packaging Features

Packaging Quantity	38
Packaging Method	Tube

Product Compliance

For compliance documentation, visit the product page on TE.com>

EU RoHS Directive 2011/65/EU	Compliant
EU ELV Directive 2000/53/EC	Compliant
China RoHS 2 Directive MIIT Order No 32, 2016	No Restricted Materials Above Threshold
EU REACH Regulation (EC) No. 1907/2006	Current ECHA Candidate List: JUNE 2024 (241) Candidate List Declared Against: JAN 2018 (181) Does not contain REACH SVHC
Halogen Content	Low Halogen - Br, Cl, F, I < 900 ppm per homogenous material. Also BFR/CFR/PVC Free
Solder Process Capability	Wave solder capable to 265°C


Product Compliance Disclaimer

This information is provided based on reasonable inquiry of our suppliers and represents our current actual knowledge based on the information they provided. This information is subject to change. The part numbers that TE has identified as EU RoHS compliant have a maximum concentration of 0.1% by weight in homogenous materials for lead, hexavalent chromium, mercury, PBB, PBDE, DBP, BBP, DEHP, DIBP, and 0.01% for cadmium, or qualify for an exemption to these limits as defined in the Annexes of Directive 2011/65/EU (RoHS2). Finished electrical and electronic equipment products will be CE marked as required by Directive 2011/65/EU. Components may not be CE marked. Additionally, the part numbers that TE has identified as EU ELV compliant have a maximum concentration of 0.1% by weight in homogenous materials for lead, hexavalent chromium, and mercury, and 0.01% for cadmium, or qualify for an exemption to these limits as defined in the Annexes of Directive 2000/53/EC (ELV). Regarding the REACH Regulation, the information TE provides on SVHC in articles for this part number is based on the latest European Chemicals Agency (ECHA) 'Guidance on




requirements for substances in articles' posted at this URL: <https://echa.europa.eu/guidance-documents/guidance-on-reach>


Customers Also Bought




TE Part #6609049-3  
3VQ8=F7267 S0




TE Part #NB14942001  
DWP-125-3/8-2-STK




TE Part #2344656-8  
WLAN DUAL BAND ANTENNA FPC V  
200 MHF4 TY




TE Part #85-030G-0R  
30 PSIG WELDABLE RIBBON  
PRESSURE SENSOR




TE Part #1803333-3  
ANVIL, COMBINATION




TE Part #4-1633921-4  
ANVIL, COMBINATION



TE Part #5-834333-1  
RECEPTACLE



TE Part #9-1803318-4  
ANVIL, COMBINATION



TE Part #1-222246-6  
CONTACT,75OHM,BNC PURCH

Documents

- CAD Files

3D PDF

3D

Customer View Model

[ENG\\_CVM\\_CVM\\_5750315-2\\_O\\_c-5750315-2-o.2d\\_dxf.zip](#)

English

Customer View Model

[ENG\\_CVM\\_CVM\\_5750315-2\\_O\\_c-5750315-2-o.3d\\_igs.zip](#)

English

Customer View Model

[ENG\\_CVM\\_CVM\\_5750315-2\\_O\\_c-5750315-2-o.3d\\_stp.zip](#)

English

By downloading the CAD file I accept and agree to the [Terms and Conditions](#) of use.



Product Specifications

Application Specification

English