



Connectors > PCB Connectors > Backplane Connectors > High Speed Backplane Connectors > Backplane Connector: Plug-in module



EU RoHS Compliance: **Compliant**
EU ELV Compliance: **Not Compliant**
Number of Positions: **90**
Row-to-Row Spacing: **1.6 mm [.06 in]**
Mating Alignment: **Without**
[All Backplane Connector: Plug-in module \(33\)](#)

Features

Other

EU RoHS Compliance	Compliant
EU ELV Compliance	Not Compliant

Product Type Features

Signal Arrangement	Single Ended
Connector & Contact Terminates To	Printed Circuit Board
Connector System	Board-to-Board
PCB Connector Assembly Type	PCB Mount Header
Shroud Style	Partially Shrouded

Configuration Features

Backplane Architecture	Traditional Backplane
Number of Positions	90
Number of Rows	9
Number of Columns	10
PCB Mount Orientation	Right Angle
Guide Location	Right

Contact Features

Contact Current Rating (Max)	1.5 A
------------------------------	-------



Mechanical Attachment

Mating Alignment	Without
Connector Mounting Type	Panel Mount

Housing Features

Number of Shrouded Sides	3
Centerline (Pitch)	.08 mm[1.9 in]

Dimensions

Row-to-Row Spacing	1.6 mm[.06 in]
--------------------	----------------

Usage Conditions

Operating Temperature Range	-65 – 125 °C[-85 – 257 °F]
-----------------------------	----------------------------

Operation/Application

Circuit Application	Signal
---------------------	--------

Product Compliance

For compliance documentation, visit the product page on TE.com>

EU RoHS Directive 2011/65/EU	Compliant
EU ELV Directive 2000/53/EC	Not Compliant
China RoHS 2 Directive MIIT Order No 32, 2016	No Restricted Materials Above Threshold
EU REACH Regulation (EC) No. 1907/2006	Current ECHA Candidate List: JUNE 2024 (241) Candidate List Declared Against: JAN 2024 (240) Does not contain REACH SVHC
Halogen Content	Low Halogen - Br, Cl, F, I < 900 ppm per homogenous material. Also BFR/CFR/PVC Free
Solder Process Capability	Not reviewed for solder process capability


Product Compliance Disclaimer

This information is provided based on reasonable inquiry of our suppliers and represents our current actual knowledge based on the information they provided. This information is subject to change. The part numbers that TE has identified as EU RoHS compliant have a maximum concentration of 0.1% by weight in homogenous materials for lead, hexavalent chromium, mercury, PBB, PBDE, DBP, BBP, DEHP, DIBP, and 0.01% for cadmium, or qualify for an exemption to these limits as defined in the Annexes of Directive 2011/65/EU (RoHS2). Finished electrical and electronic equipment products will be CE marked as required by Directive 2011/65/EU. Components may not be CE marked. Additionally, the part numbers that TE has identified as EU ELV compliant have a maximum concentration of 0.1% by weight in homogenous materials for lead, hexavalent chromium, and mercury, and 0.01% for cadmium, or qualify for an exemption to these limits as defined in the Annexes of Directive 2000/53/EC (ELV). Regarding the REACH Regulation, the information TE provides




on SVHC in articles for this part number is based on the latest European Chemicals Agency (ECHA) ‘Guidance on requirements for substances in articles’ posted at this URL: <https://echa.europa.eu/guidance-documents/guidance-on-reach>


Customers Also Bought




TE Part #2000895-1
Fortis Zd 10 Col vert end mod assy




TE Part #5104338-1
A/L LOW PRO HDR 10P VERT HT




TE Part #1410186-1
MULTIGIG RT T2 .8" BP H-LFT




TE Part #1410142-1
MULTIGIG RT T2 .8" BP FULL RGH




TE Part #1410140-1
MULTIGIG RT T2 .8" BP FULL CNT



TE Part #6450849-7
MBXLE R/A HED
2ACP+1LP+32S+3HDP+1LP+1P



TE Part #1410187-4
MULTIGIG RT T2 7RW DC DF CT



TE Part #NB20164001
VERSAFIT-1/8-0-SP

TE Part #ZPF0000000000001633
108-0019-00 A1142

TE Part #HA47E
PRO-CAP JAM NUT RECEPT.

Documents

Product Drawings
Fortis Zd 10 Col R/A Right Assy SE
English

CAD Files
3D PDF
3D
Customer View Model
ENG_CVM_CVM_2102317-1_B.2d_dxf.zip
English
Customer View Model
ENG_CVM_CVM_2102317-1_B.3d_igs.zip
English



Customer View Model

[ENG_CVM_CVM_2102317-1_B.3d_stp.zip](#)

English

By downloading the CAD file I accept and agree to the [Terms and Conditions](#) of use.

Datasheets & Catalog Pages

[Fortis Zd Connector Brochure](#)

English

[Fortis Zd LRM](#)

English

Product Specifications

[Application Specification](#)

English