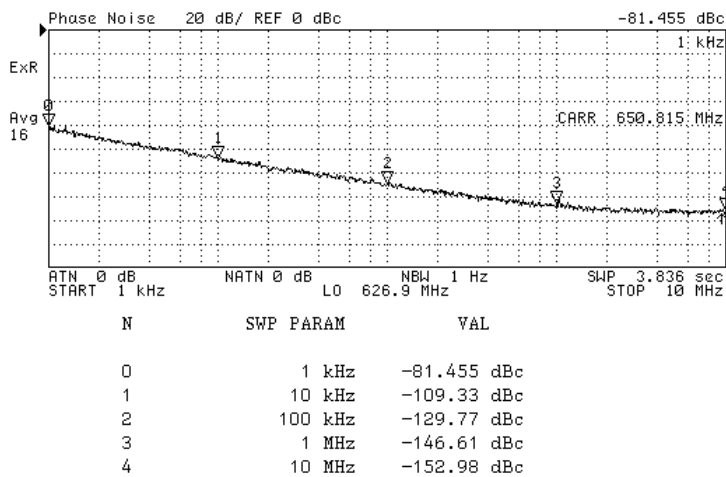


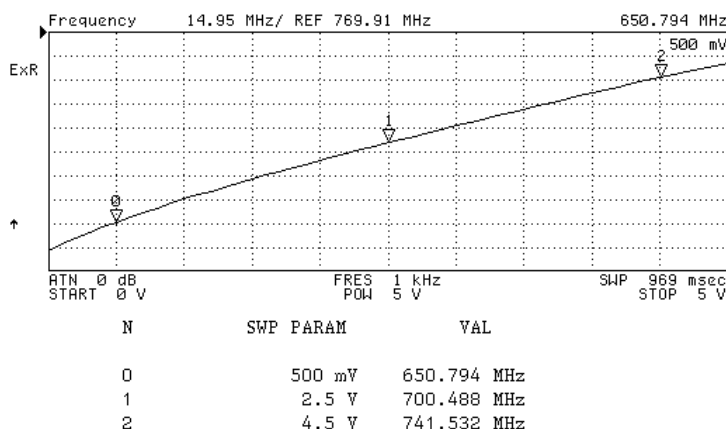


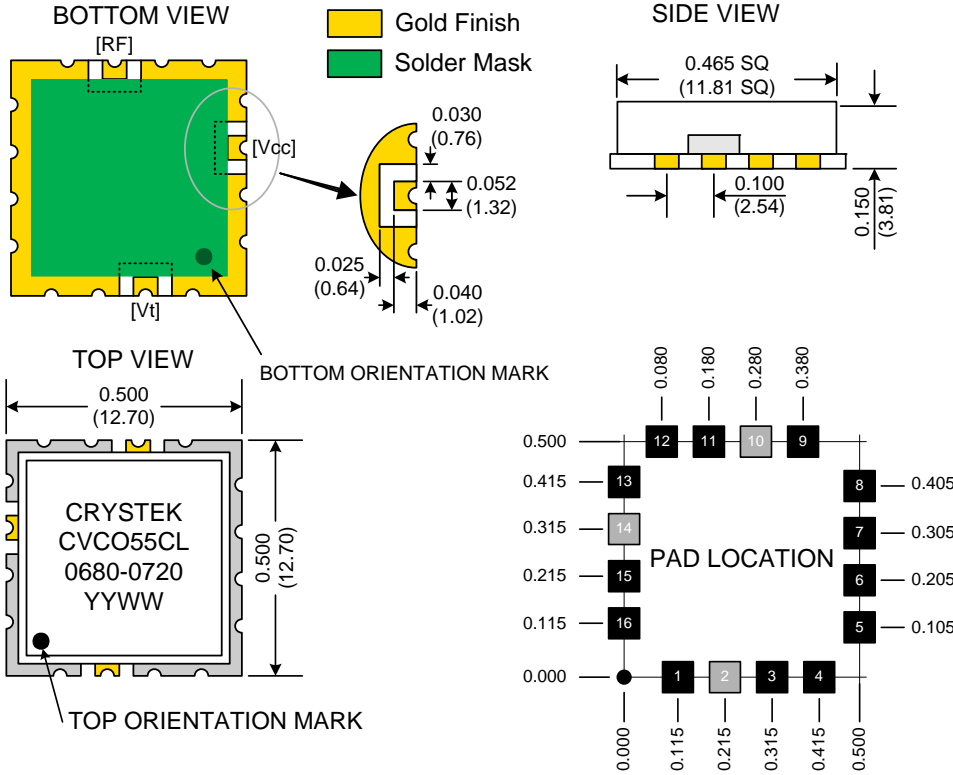
PERFORMANCE SPECIFICATION	MIN	TYP	MAX	UNITS
Lower Frequency:			680	MHz
Upper Frequency:	720			MHz
Tuning Voltage:	0.5		4.5	VDC
Supply Voltage:	4.75	5.0	5.25	VDC
Output Power:	0	+2.0	+4.0	dBm
Supply Current:			25	mA
Harmonic Suppression (2 <sup>nd</sup> Harmonic):		-15		dBc
Pushing:			1.0	MHz/V
Pulling, all Phases:			1.0	MHz pk-pk
Tuning Sensitivity:		29		MHz/V
Phase Noise @ 10kHz offset:		-109		dBc/Hz
Phase Noise @ 100kHz offset:		-128		dBc/Hz
Load Impedance:		50		$\Omega$
Input Capacitance:			120	pF
Operating Temperature Range:	-40		+85	$^{\circ}$ C
Storage Temperature Range:	-45		+90	$^{\circ}$ C

Phase Noise  
(1 Hz BW, Typical)

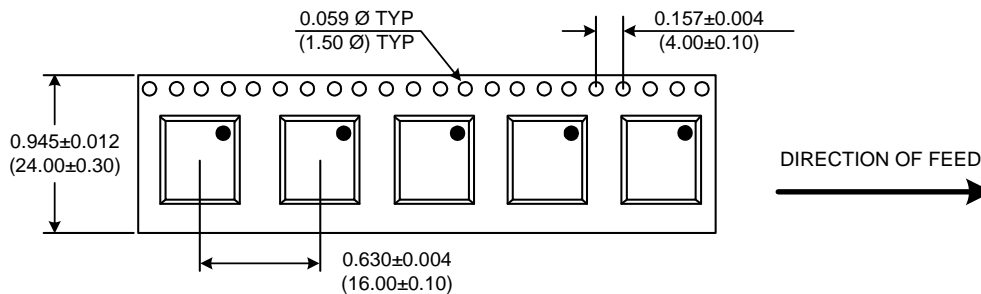


Tuning Curve  
(Typical)





**TAPE AND REEL**



Drawing not to scale

**Product Control:**

Crystek Part Number:	CVCO55CL-0680-0720	Release Date:	12-Feb-08
Revision Level:	B	Responsible:	C. Vales

Specification is subject to change without notice

Page 2 of 2